

SE-GPC-1, SE-GPC-2

GAS PASTA COOKERS



Date	_____
Project	_____
Location	_____



SEAMLESS INNER TANK
Corrosion resistant • easy
cleaning round edge • hygienic
design & construction

* Optional baskets shown. Baskets 116-0090 included

Our pasta cookers are among the industry's most reliable and trusted equipment with highly efficient burners and a variety of basket configurations. They can be used to cook fresh or dry pasta or just to rethermalize.

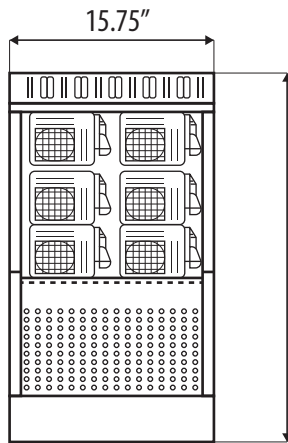
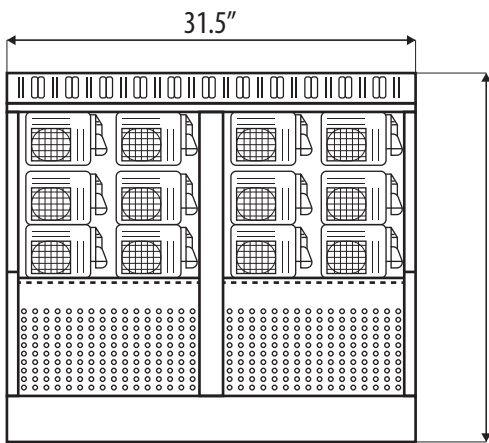
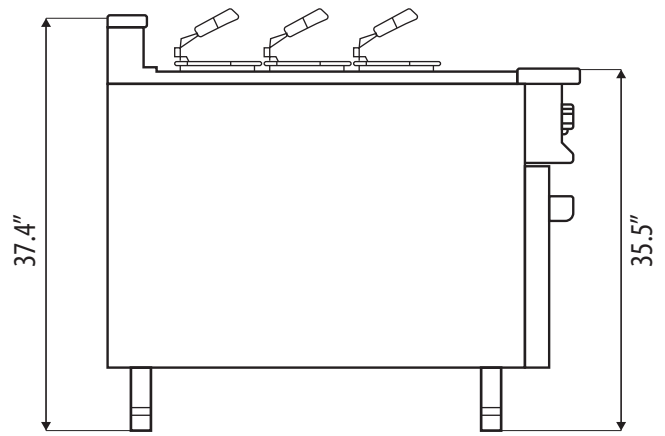


GAS PASTA COOKER - STANDARD FEATURES

- All heavy-duty stainless steel construction
- One piece deep drawn inner tank for ease of maintenance
- Inner tank of AISI 316 stainless steel is corrosion-resistant from the effects of salt water
- Piezo-electric burner ignition
- Safety thermocouple shutoff
- Individual controls for gas, water & drain on double tank unit
- Easy access manual water fill control on front panel
- Starch skimming drain
- Overflow area safeguards against accidental overflow
- High efficiency burner technology shortens cook times by concentrating greater heat at the rear, creating a convective flow of water, eliminating the need for stirring
- Stainless steel mesh baskets with ergonomic positioned handles (6 per tank)
- Front drain tray
- 1" full port drain valve
- 6" adjustable stainless steel legs
- The pasta cooker is shipped ready for natural gas installation. An LP conversion kit is included with each unit

Euro-Milan reserves the right to modify the characteristics of the products illustrated in this publication without prior notice.
We accept no liability for misprints and other errors. There may be colour deviations due to the printing process.



Technical Specifications

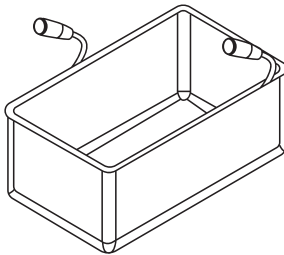


OPTIONAL ACCESSORIES (both models)

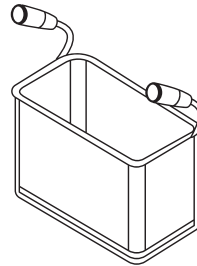
- ★ Assorted baskets
- ★ Tank cover(s)
- ★ Drain water tempering kit
- ★ Casters
- ★ Pressure regulator

AVAILABLE BASKETS:

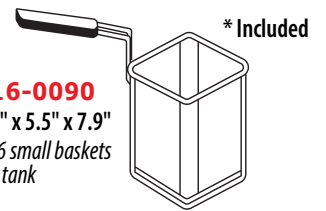
116-0010
11.4" x 19.3" x 7.9"
Fit 1 large basket
per tank



116-0040
11.4" x 6.3" x 7.9"
Fit 3 medium baskets
per tank



116-0090
5.5" x 5.5" x 7.9"
Fit 6 small baskets
per tank



SPECIFICATIONS

	WATER CAPACITY	GAS OUTPUT	GAS CONNECTION	WATER CONNECTION	DRAIN CONNECTION	GAS PRESSURE **	DIMENSIONS (W x D x H)	NET WEIGHT
SE-GPC-1	10.56 GAL (40 L)	50,000 Btu/hr	1/2" Male NPT	1/2" Male NPT	1" Male NPT	4" W.C. Natural Gas 10" W.C. Propane	15.75" x 37.4" x 37.4"	165 LBS
SE-GPC-2	10.56 + 10.56 GAL (40 + 40 L)	100,000 Btu/hr	1/2" Male NPT	1/2" Male NPT	1" Male NPT	4" W.C. Natural Gas 10" W.C. Propane	31.5" x 37.4" x 37.4"	286 LBS

Euro-Milan reserves the right to modify the characteristics of the products illustrated in this publication without prior notice. We accept no liability for misprints and other errors. There may be colour deviations due to the printing process.

