




T224-C

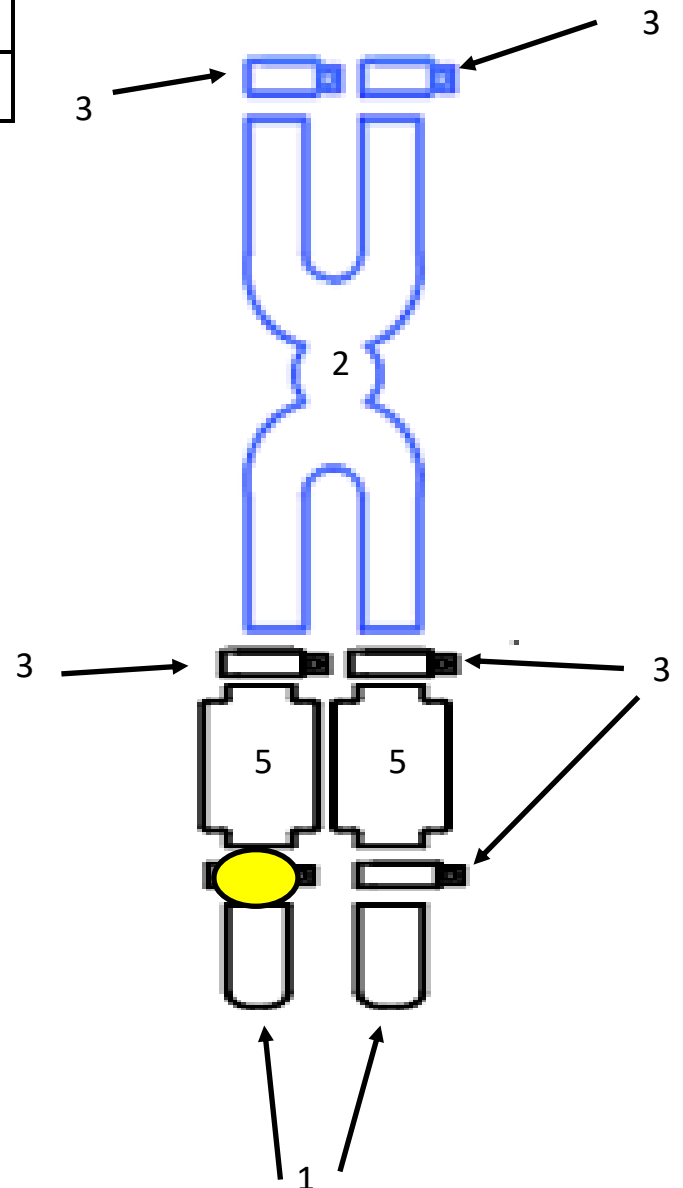
Parts Diagram

2014 - 2021 Toyota Tundra

With 5.7L Engine

MPI Bullnoze Exhaust Series

Item	QTY	Part NO.	Descriptions	Length
1	2	MPI - 1	Turn Downs	18
2	1	MPI - PC9	Pulse Chamber	-
3	5	MPI - SC225	2.25" Clamp - std.	-
4	1	Hanger-36	LR Muffler	
5	2	-	Mufflers	14"



Customer Support And Warranty information



Thank you for purchasing a MPI Exhaust Technologies System and letting MPI Exhaust customize your ride today! We have a friendly and knowledgeable staff so contact us with any questions. Enjoy the Sound of Perfection

Questions -

ONLY contact MPI Exhaust Technologies if any products are possibly missing, damaged, during shipping or if you have any question about the products.

Call @ 406-669-3286

Installation -

Watch the tutorial YouTube videos before installation or calling @mpi exhaust, we have a very knowledgeable staff that has installed hundreds of these kits.

Warranty -

Contact

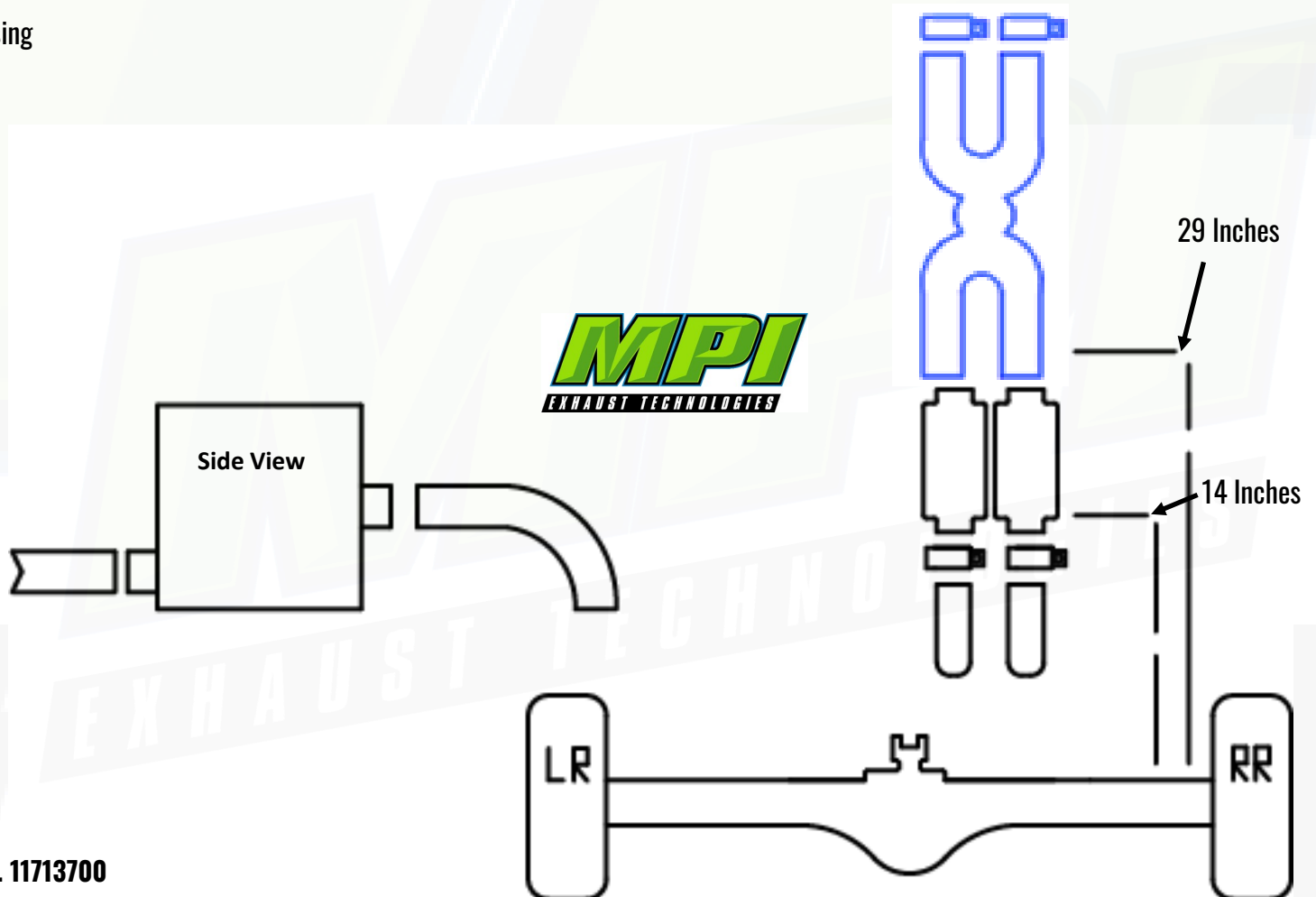
Phone - (406) 669-3286

Email : mikespipesinc@gmail.com



1. Remove Factory System - Mark 50.5" from the rear end housing on the stock system, cut stock system at this mark for pulse chamber,
2. Slide Pulse chamber over Factory pipe then clamp Pulse Chamber , ensure level for best clamping
3. Install muffler assembly Ensure Rear Muffler Measurement is correct to ensure proper tailpipe placement with Offset Toward Front
4. Final tighten all clamp to this Point
5. Install Rear Hanger Behind Mufflers
6. When Bullnoze are installed ensure proper rear end clearance
7. Clean finger prints off tips with glass cleaner, clean pipes with brake clean,

* ensure turn downs are below reared end to prevent excess heat on rear end housing



T224 - C

Instruction Packet

2014- 2021 Toyota Tundra

With 5.7L Engine

MPI Bullnoze Exhaust Series

T2 - 4



MPI

EXHAUST TECHNOLOGIES