



IRONHEART

THE ESSENCE OF ESSE

Everything we know about cooking and heating
distilled into an iconic range of cook stoves.

THE

IRONHEART FAMILY



The Ironheart family is our flagship range: encapsulating everything we know about cooking and heating in one beautifully simple stove.

These versatile wood fired cook stoves offer a large clear view of the flames in the firebox and provide a dependable source of heat and sustenance.

Its timeless design and simple styling reflect a state of the art piece of quality British engineering incorporating more than 160 years of ESSE cooking stove design and innovation.

Hand-made in Britain by a team of dedicated craftsmen with decades of experience, Ironheart cook stoves combine tradition and practicality. The durable exterior conceals super-efficient clean-burn technology that extracts maximum energy from the

combustion process and stores heat for many hours after lighting.

Providing years of faithful service, our Ironheart cooking stoves are engineered to exacting standards that ensure they can be relied upon to provide a constant source of warmth and comfort.

ESSE cooking stoves have a loyal following around the world: from Alpine ski chalets to the Australian outback, the Ironheart's unique combination of durable British design and dependable performance adds a touch of style and luxury to even the most out of the way country cottages or rural retreat.

BAKEHEART



WARMHEART



WARMING
YOUR HEART
AND YOUR
HOME

SINCE
1854

FROM A
FAST BOIL
TO A
LAZY SIMMER

(SAME HOTPLATE, DIFFERENT
TEMPERATURE ZONES)

A COOKER
TO GET
FIRED UP
ABOUT



Image courtesy of deVOL kitchens

3 WAYS TO COOK

ON AN **ESSE IRONHEART**



DIRECT TO HOB

Sizzle, steam, toast, braise, boil and fry. An ESSE cast iron hotplate offers multiple cooking methods. A heavy based pan or griddle can be heated on the hob. Searing, chargrilling or toasting can take place directly on the hotplate, and the dome design of the ESSE bolster lids creates a steam environment.

Cast iron hotplates are graduated temperature surfaces with the most concentrated heat always centred above the firebox. Bakeheart and Warmheart incorporate a hob with removable cast iron rings ideal for cradling a round based pan or wok.



OVER EMBERS

Savour the exceptional flavours of wood fired cooking. The ESSE Ironheart range includes shelved firebricks and a rack for cooking in your firebox.

As your flame subsides to glowing embers, consider the wood fired flavours you can bring to your dishes. The glazed door allows sight of food during cooking.

You too can achieve that classic restaurant chargrill bar mark.



ROAST IN THE OVEN

Maximise the energy created by your wood fired stove. For Ironheart and Bakeheart the heat generated in your firebox is transferred to an oven. The ovens are designed deeper than they are wide to minimise heat loss upon opening the oven door. This creates the perfect surround heat baking or roasting environment.

The oven incorporates an ESSE thermo-dial. With regulation of your fire you can cook at ESSE dial guide COOK (100-120°C) through to ESSE dial guide VERY HOT (260°C).

Variable shelf positions and the ability to cook direct to the oven floor grant further oven capacity and versatility.



The chefs at River Cottage UK swear by the ESSE Ironheart






The ESSE Ironheart with optional hostess shelf

QUALITY BRITISH ENGINEERING

— AND TIMELESS CLASSIC DESIGN —



Made in Britain since 1854, ESSE continues to be a pioneer of clean burning, energy efficient heating and cooking stove design. Our beautifully hand crafted cookers are the choice of credited chefs and hosts worldwide for lavish dining and entertaining.

Florence Nightingale would use no other brand at her field hospital in Balaclava while Sir Ernest Shackleton relied on an ESSE stove on his Antarctic expeditions.

IRONHEART

AT THE HEART OF YOUR HOME

COOKING
HEATING
COMFORTING
— ALL IN ONE —








Crafted in the UK



This stunning viewing window will warm your heart and heat your home



Cook directly on the dog-bone hob for sizzling results

IRONHEART is a stove and a range cooker in one, combining the best of our two main product lines. With a powerful 8kW heat output and plenty of room to bake, boil, roast and braise, cooking and heating come together in one robust cook stove for your home.

Unlike our traditional range cookers, which are designed to contain heat, the Ironheart has convection panels that radiate warmth like a wood-burning stove.

The large firebox can burn logs of up to 500mm (19½ inch). And, you'll enjoy watching the flames leap and flicker through the large clear glass window, a picture-perfect view.

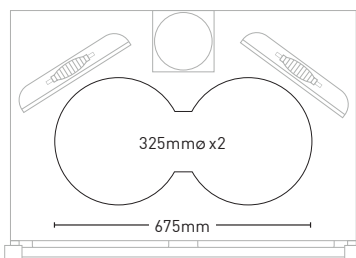
The Ironheart is equipped to bring out the very best in creative cooks – so no wonder it's become a firm favourite with head chef Gill Meller and his team at River Cottage HQ.

The oven has a 47-litre capacity and you can also cook over direct heat in the firebox, while the 'dog-bone' cast iron hotplate will

comfortably accommodate up to six pans.

An optional 'hostess shelf' has been designed to fit to the side of the Ironheart to extend the top and give an additional preparation space or will fit a standard, off the shelf, domino hob.

CAST IRON HOTPLATE



81% EFFICIENT
ENERGY RATED A
8KW OUTPUT

PERFECT FOR HEATING
 WITH A LARGE VIEW OF THE FIRE

JUST ADD HOT WATER!
 (ALSO AVAILABLE WITH HOT WATER)

6 PAN HOTPLATE!
 INVITE MORE GUESTS!

PERFECT FOR EATING
 CAPACIOUS OVENS AND EXPANSIVE HOB TOP EQUIPPED TO FEED THE FAMILY

IRON CAST ENGINEERED TO LAST
 & **MADE IN BRITAIN**

The new Bakeheart is an elegantly proportioned wood fired cooking stove that provides room-filling radiant heat, a graduated temperature hob and a generous baking oven.

BAKEHEART





BAKING HEAVEN

FROM YOUR DAILY BREAD
TO SIMPLY DIVINE CAKES

GRADUATED TEMPERATURE HOTPLATE TECHNOLOGY

Additional heat control to
advance your cooking options

CLEAR VIEW OF THE FIRE

32^{LTR} OVEN

Reaches cooking temperature
within 30 minutes of lighting

SIMPLE AIR CONTROL



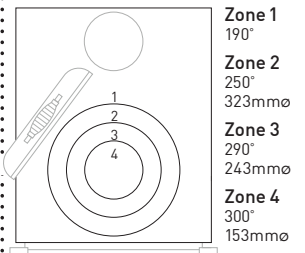
Using the same principles as our best-selling Ironheart, offering a clear view of the flames through the large glass door to the firebox, the wood fired **BAKEHEART** provides ample heat to keep a cottage kitchen warm and toasty.



ESSE's unique heat transfer stove technology efficiently channels heat from the firebox into the 32-litre oven and hob, bringing them up to cooking temperature within 30 minutes of lighting.

Combine with a hot water jacket and the 5kW Bakeheart can also provide hot water while the hob and oven will cook a limitless range of wholesome and hearty dishes from warming casseroles to heavenly home-baked bread.

CAST IRON GRADUATED HOTPLATE



Designed to accommodate dry, seasoned logs of up to 360mm 14inch length the Bakeheart can be installed pretty much anywhere to provide a reliable, 'off-grid' source of heat for extended periods.

Whether it's providing heat and hot water in a shack up in the mountains or wood fired pizzas on the verandah at the beach house, the Bakeheart can be counted on to deliver heat and sustenance, day in, day out.

5KW HEAT OUTPUT

MAKE IT THE HEART OF YOUR HOME





WARMHEART

This charming and compact wood fired cooking stove is the perfect heating solution for a country cottage or outback country cabin.

64% EFFICIENT
POWERFUL 5KW
HEAT OUTPUT

AVAILABLE WITH
HOT WATER

LIVE OFF THE GRID:
NO MAINS
REQUIRED





STEAKS ON THE HOTPLATE

== OR ==

FISH IN THE FIREBOX

SPECTACULAR CULINARY VERSATILITY

ROOM-FILLING RADIANCE

HEATS

THE WHOLE KITCHEN

DESIGN ICON

CAST IRON CONSTRUCTION
CLASSIC LINES
ENDURING BEAUTY

While our standard range cookers are designed to contain heat, the **WARMHEART** also incorporates convection panels that radiate warmth out into the room – just like a wood-burning stove.

The Warmheart provides ample heat to keep things warm and toasty while a casserole bubbles away on the hob or a couple of steaks sizzle in the firebox.

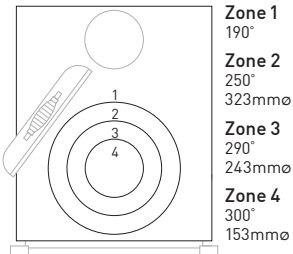
ESSE's unique heat transfer stove technology efficiently channels heat from the firebox into the graduated temperature hob, bringing it up to cooking temperature within just a few minutes of lighting.

Combine with a hot water jacket and the 5kW Warmheart will also provide hot water while the hob can be used to boil a kettle, cook a casserole or griddle a steak.

Designed to accommodate dry, seasoned logs of up to 360mm (14inch) length the Warmheart can be installed pretty much anywhere to provide a reliable, 'off-grid' source of heat over extended periods – no mains services required.

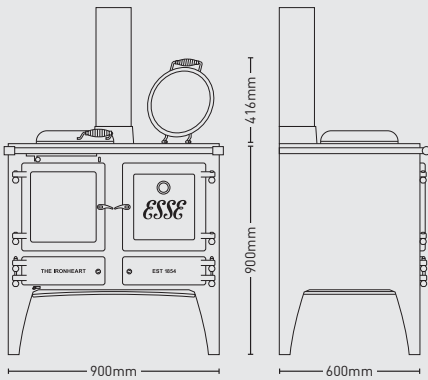
Whether it's providing heat and hot water in a remote mountain hut or chargrilled T-bones after a day's fishing on the lake, the Warmheart can be counted on to deliver consistent heat and sustenance, wherever and whenever you need it.

CAST IRON GRADUATED HOTPLATE



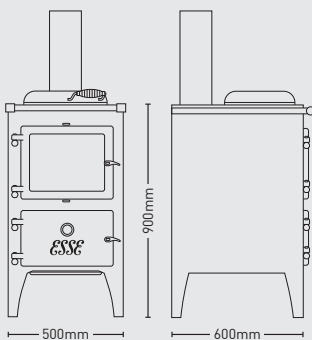
TECHNICAL SPECIFICATIONS

IRONHEART



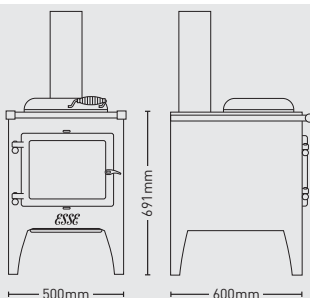
Heat output	6kW	Flue pipe diameter	150mm (6inch)
Max efficiency %	81%	Required additional room vent	57mmØ (2.25inch)
Emissions	1.9 grms	Log burning firebox grate	Optional
Weight	370kg	Suitable for continuous burning	Yes
OVEN CAPACITY	47.8 litres	Optional hot water model	4kW
W: 320mm H: 340mm D: 440mm		Pre-heated secondary airwash	Yes
Firebox can accommodate up to	500mm logs	CLEARANCE TO COMBUSTIBLES	
Hotplate capacity	Up to 6 pan	From Sides: 160mm; Rear: 200mm	

BAKEHEART



Efficiency	66%	Flue pipe diameter	150mm (6inch)
Heat output	5kW	Required additional room vent	No
Weight	195kg	Optional hot water model	2.8kW
OVEN CAPACITY	32 litres	Single air control	Yes
W: 350mm H: 200mm D: 450mm		CLEARANCE TO COMBUSTIBLE	
Graduated temperature cast iron hotplate	190-300°C	From Sides: 500mm; Rear: 225mm	
Firebox can accommodate up to	360mm logs		

WARMHEART



Efficiency	64%	Flue pipe diameter	150mm (6inch)
Heat output	5kW	Required additional room vent	No
Weight	155kg	Optional hot water model	2.8kW
Graduated temperature cast iron hotplate	190-300°C	Single air control	Yes
Firebox can accommodate up to	360mm logs	CLEARANCE TO COMBUSTIBLES	
		From Sides: 300mm; Rear: 500mm; Top: 500mm	



Over 160 years
OF ESSE
ENGINEERING
CRAFT &
INNOVATION

REFINED INTO THE CLASSIC IRONHEART FAMILY



Contact us

Got a question for us about ESSE?
Please get in touch with your closest reseller.

Find us: pivotstove.com.au

ESSE