



Far Infrared Sky Eye Medical Lamp

Owner's Manual

*** This product is protected by patents and unauthorized copies are prohibited.**

Taiwan Patent : 90213050

China Patent : ZL01259546.2

USA Patent : US 6,615,419 B1

Germany Patent : 20213147.5

Manufacture is certified by ISO9001 Quality Assurance.

Caution! Read the entire manual through to the end before proceeding with the assembly and use of this product.

User Information

- Warranty
- Purposes
- Operation
- Installation
- Guidelines on Usage
- Important User Information
- Guidelines on Maintenance
- Specification and Parts Identification

Please read this Owner's Manual carefully before installation and use of this appliance.

It is important that this Owner's Manual should be retained with the appliance for warranty and future reference.

The Sky Eye Medical Lamp is recognized as a medical device by the FDA with a 510K (#K053376)



Caution:

- ↪ It is forbidden and dangerous to alter the specification or modify this appliance in any way.
- ↪ In case of any uncommon situation, please turn off the power, remove the plug from the electric outlet and contact the company.
- ↪ Follow the instructions strictly and do not use any parts outside of their specified use.

Thank You For Purchasing A Relax Sky Eye Medical Lamp

Item: CH-8810
Size: 22" x 22" x 5' 4"
Power: 800W±30
Voltage: AC 120V
Frequency: 60Hz



Sky Eye Medical Lamp

Parts Identification

Lamp

Radiator with 20 Piece
FIR Semiconductor Chip

Air Filter at the rear tip

Safety Cover Net in front

S Tube

Bendable to
almost any angle

Lamp Angle Joint

Adjust upward,
downward and
rotate left or right

**Loosen Lamp angle
and Arm angle joints
by turning the knob to
the left. Once preferred
adjustment has been made
turn knob to the right to
tighten and secure.**

Arm Angle Joint and Adjustment Knob

Control Box

Power Switch

Timer

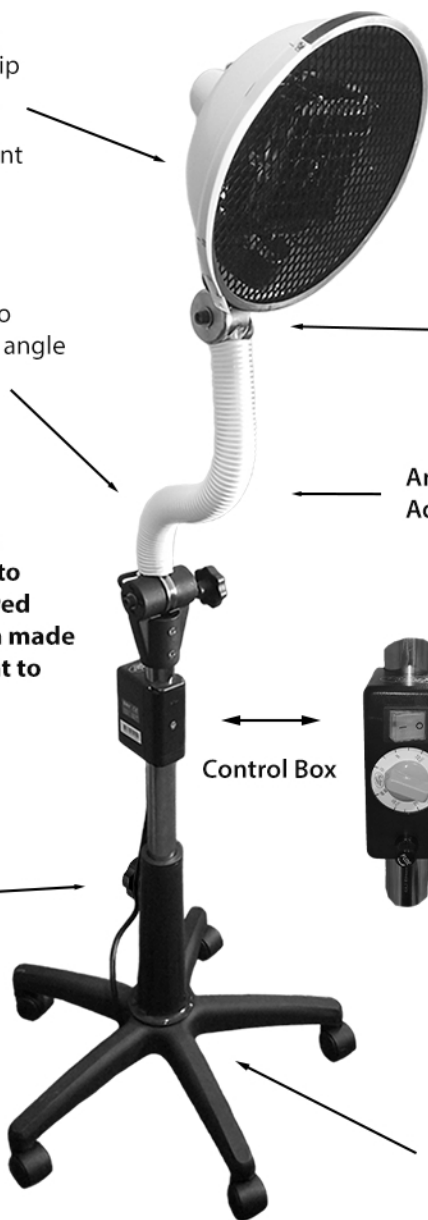
Fuse Knob

Sky Eye Height Adjustment Knob

Adjust the height
and tighten knob

Screw and Plate

Use the black knob at
the bottom to assemble
or disassemble



Guidelines on Usage

Avoid using this Lamp under the following conditions:

- While sleeping
- Insensitivity to Heat
- While under the influence of alcohol
- Suffering from a deep cut or any fresh wounds
- Under doctor's instructions not to use the lamp

Those who require medical care must consult with their physician before use.

Diabetics and those with poor circulation including proximal should not use this lamp.

- **Do not touch the radiator, AC outlet and/or plug with wet hands.**
- Turn on the orange power switch on the controller box and twist the timer clockwise to activate the radiator. After turning off to save energy and prolong the lifespan of the lamp.
- Avoid turning the timer counterclockwise. Let it time itself out.
- **The recommended distance between the lamp and user is 12 inches.**
- The recommended treatment time is 30 minutes. Users should adjust the treatment time based on individual conditions.
- The lamp has a protective device to cut-off the electric current and prevent it from overheating. Once cool, the current will resume.
- Keep your eyes firmly shut while using on the face.
- **Do not use the lamp in wet areas like bathrooms or get it wet.**
- **Do not cover the front and/or back of the lamp with any material.**

Purposes

The Sky Eye Far Infrared Medical Lamp (Model #CH-8810) can be used to emit topical FIR to the human body. The lamp makes use of an "All in One" Automatic Control Temperature Ceramic Semiconductor. Emission spectrum ranges from 4 to 14 microns.

The Sky Eye Far Infrared Medical Lamp (Model #CH-8810) may be used for temporary relief of minor muscle and joint pain and stiffness, the temporary relief of joint pain associated with arthritis, the temporary increase in local circulation where applied, and relaxation of muscles. In addition the lamp may also help muscle spasms, minor sprains and strains, and minor muscular back pain.



How To

Setup Instructions

How to adjust the "Angle Joint"

- Loosen the black adjustment knob slightly, then set to the desired angle.
- Tighten the black adjustment knob to hold the joint for the period of use.

If the Angle Joint becomes loose and can not be fixed by tightening the black knob, please adjust as follows:

- **Important: Adjust only the main screw and nut, not the vice screws.**
- Completely loosen the black adjustment knob and take it off. (Figure 1)
- Use the included hex key wrench to hold the main screw in place (Figure 2) while loosening the hex nut with the included offset box end wrench.
- Tighten the main screw by turning to the right, then retighten the hex nut.
- Screw the black knob back in and confirm it's ability to fix the joint into the desired angle. If not, redo the above steps.

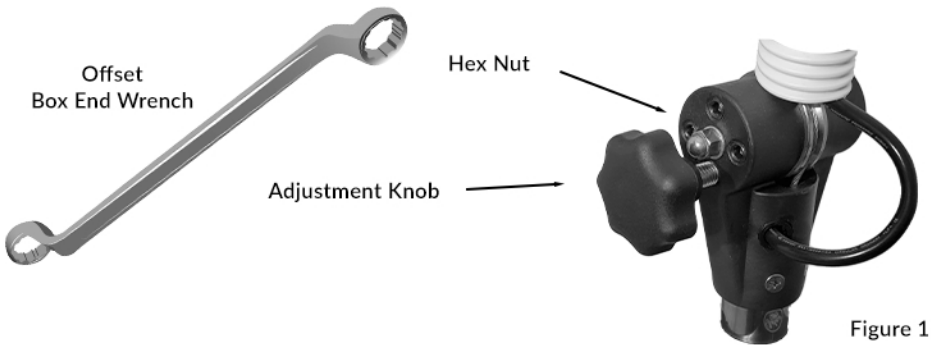


Figure 1

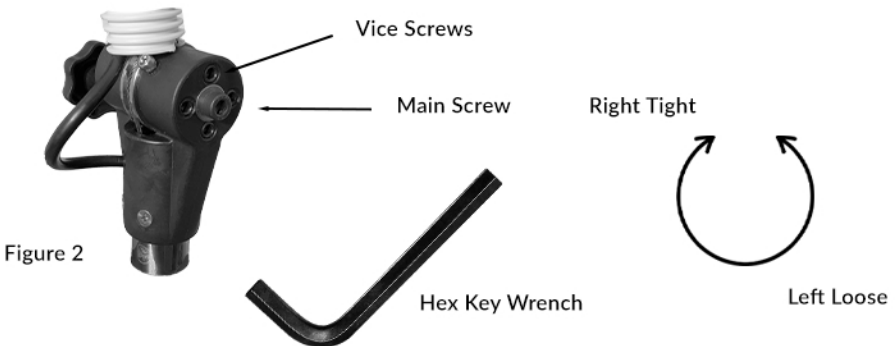


Figure 2

The FIR Radiator Lamp Angle Joint at the top of the S-Tube may be adjusted in the same manner.

Setup Instructions

In order to install the wheels you will first need to unscrew the black knob and remove the metal plate at the bottom. (Fig 1)

Attach the wheels to the bottom. (Fig 2)

Replace the metal plate first then screw the black knob until tight. (Fig 3)



Fig 1



Fig 2



Fig 3

Contraindications

- **Do NOT** use the Relax FIR Sky Eye Lamp under the following conditions:
 - * Insensitivity to Heat
 - * While under the influence of alcohol
 - * Under doctor's instructions not to use a heat lamp
 - * While suffering from a deep cut or any fresh wounds
 - * Infants are never to use the Relax FIR Table Lamp
 - * Seniors, Children and/or those who require medical care must use the Lamp only under the supervision of a competent adult.
- **Those who require medical care must consult with their doctor before use.**
- **Diabetics** and those with poor circulation (such as cold feet and/or icy hands), **must never exceed 5 minutes per session.**
- Patients with cardiovascular conditions and chronic conditions should only use the Lamp under supervision of medical professionals.
- The occurrence of red spots and itchiness is normal in that it is only a transitional phase in the process. When toxins are unable to be carried away by the bodies blood stream, they appear as red spots on the skin. If some areas are more affected than others, it is usually due to an old injury. Different individuals' experience will differ and, normally in 2 weeks, the reactions will clear. **Decrease the time per session if red spots occur.**
- If your skin itches, avoid scratching and rest.
- Not everyone will experience dizziness. If you feel dizzy, **please stop using the lamp immediately.**



Instructions

Sky Eye Lamp Operation

Turn the power switch on first then adjust the timer to the desired time.

The Sky Eye Lamp comes with a safety fuse in order to prevent an electricity overload.

If the fuse blows you can replace it with any standard 15a fuse from your local hardware store. Unscrew the fuse knob on the front of the controller box to access the fuse.



- If the lamp angle joint becomes loose use the hex key wrench to hold the main screw in place while loosening the hex nut with the box end wrench. Tighten the main screw by turning to the right, then retighten the hex nut.



Maintenance

Be aware of the following safety precautions with the electrical cord to avoid damage and/or injury:

- Use an **AC 120V outlet** without sharing the outlet.
- When the lamp is in use it is important to avoid bending or pulling on the cord
- If the cord becomes torn or faulty, refrain from using the lamp and contact the company for repair.

For cleaning and maintenance, use a soft and damp cloth or mild detergent to wipe down. Avoid using volatile cleaning liquid.

- Avoid the use of a hair dryer or compressed air. Carefully and gently use the hose attachment on a vacuum to suck out any debris from the radiator.

Find Out More

About the History of Relax Sky Eye Lamp

The Relax Sky Eye Lamp is made in Taiwan. The Electrical company that makes the Relax Sauna was commissioned by the Japanese government about 30 years ago (about 1980 – 1985) to try to create an energy that was similar to the Hot Springs in Southern Japan, where the warriors in ancient days would go after battle to heal. The hot springs had a particular energy that was very healing. We have since learned that somehow Far infrared energy is generated by the rocks near the springs. Taiwan is the world leader in producing semiconductor chips, and as it turns out, approximately 94% of the world's semiconductor chips that are made, are made in Taiwan.

It was quite a challenge, to somehow transform electricity so that the energy generated by the created device would generate this "hot springs" kind of energy.

It took Dr. Chang, and his team of scientists 10 years to perfect a way to – find a device that would transform electricity into that particular kind of energy that would have the healing effect that the hot springs in Southern Japan had. They found a way to create what is called a semiconductor chip which is made out of ceramic chip, has holes in it, has heat components in it, and has far infrared materials embedded in the chip. The purpose of this semiconductor chip is to resonate the frequency of far infrared to create the "hot springs" energy. In the wavelength of 4-14 microns.

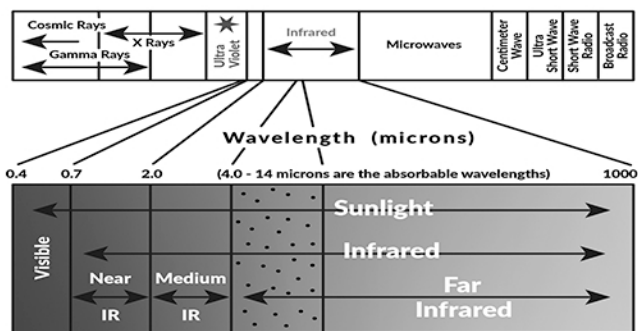
The Only Infrared Sauna Using Medical Grade Technology

Gold Medal Award



**American Pittsburg
Inventing Expo
1998**





Get a Better Understanding

What is Far Infrared Light Energy

Far infrared is a form of energy that is contained within both the Sun and all living creatures. It is used in baby incubators in hospitals, it is used by farmers for hatching chicken eggs and it is the energy that turtle eggs absorb from the Sun while in the sand on the beach.

Far Infrared Lamps

Far infrared lamps work by emitting a certain bandwidth of energy that resonates with the water and organic cells of the body. This pulsating of water molecules causes an increase in core temperature, which mobilizes the lymphatic system.

What are the Benefits

Far infrared benefits go far beyond heat. Heating is good for the body especially in ridding infection and the beneficial effects of saunas are well known, but by using a far infrared sauna you get the added benefits of increased energy production by cells, increasing collagen and elastin production by the skin, increased circulation, burn calories and fat, increase muscle relaxation, speed injury recovery, boost metabolism, and the detoxifying release of heavy metals stored in the body's fat cells.

Written

One Year Purchase Warranty

Relax Sky Eye Medical Lamp (#CH-8810)

Voltage: AC 120V/60Hz | Power: 800W±30%

Name: _____

Address: _____

Phone: _____

Email: _____

Purchase Date: _____

1. In order to provide users with complete customer services, after purchase, all information should be recorded above.
2. During normal use, free maintenance services are provided within one year after purchasing the product (plus the shipment fee); after the warranty expires, please keep the written warranty for after sales services.
3. When one of the following conditions occur during warranty, users shall be responsible for the repairing cost:
 - i. The failure to follow owner's manual or other abnormal use;
 - ii. Damages caused by natural disasters, fire, or unstable voltage;
 - iii. The cover belongs to the consumable material; the color change and unglued condition shall not be applied to the scope of the warranty; or
 - iv. An illegible written warranty

Return Policy

Relax Sauna will accept return of products within 30 days of receipt. Product must be returned in original packaging and at buyer's expense. There is a \$100 reshelving fee. Credit will be given upon inspection of the product to ensure all items are included and in good condition. To arrange for return, please contact the representative. you purchased the sauna from.



Get More



Also Available From Relax Far Infrared Health Products

We offer 4 other products which use the same ceramic far infrared radiator technology found in the Relax Sky Eye Medical Lamp.



Original Silver Sit-up

This is the original silver sit-up sauna from Relax®. With its compact portable design, this safe and effective sauna delivers a complete experience that you can take with you anywhere you go.



Prestige Black Sit-up

Same patented far infrared radiator units as the silver sit up Relax Sauna but with a thicker tent for better heat retention and more reflection of the far infrared.



Lie Down Sauna

This one person sauna uses the same patented far infrared emitting radiators as the Relax sit up sauna. Get the same benefits of far infrared energy while lying down in this portable, collapsible sauna.



Desktop Table Lamp

This is a compact version of the same far infrared emitting technology as the relax sauna in a small desktop lamp style configuration.



Far Infrared Saunas & Lamps

Contact Now

Get in Touch

We always appreciate hearing from you. For questions please contact the representative that sold you your sauna. For any other concerns or questions, to order Relax Sauna or other FIR products, Please contact us anytime.



Relaxsaunas of Momentum
3509 North High Street
Columbus, OH 43214



moment98@gmail.com
phil@relaxsaunas.com



(800) 533-4372 store
(614) 262-7087 store
(626) 200-8454 Phil
(614) 772-8433 after hours

www.relaxsaunas.com