



Far Infrared Sauna Dome

User's Manual

- **Notice for the Product**
- **Product Features and Parts**
- **Installation Instructions**
- **Storage Instruction**
- **Caution**
- **Use Instruction**
- **Notice for Maintenance**
- **Written Warranty**

- ※ **Seniors, Children, and/or those who require medical care must use Relax Sauna Dome only under the supervision of a competent adult.**
- ※ **Seniors, Children, and/or those who are under medical care must consult with their physicians first before using the Relax Sauna Dome.**
- ※ **Using the sauna without following the Operating Instruction manual could cause injure, and user is responsible for their own action!**

※In order to correctly install and use the product, please read through this Manual.

⚠ Warning:

- Dismantling, modification, and any damages are strictly prohibited.
- If there is any abnormality, switch the power off and contract our personnel in charge of maintenance.
- Please do not use the product for other purposes not stated in this Manual.

Product Features

Model Number	FIR-9009 (No additional notification will be given for specification changes)		
Voltage	AC 120V	Power	800W + 5% - 10%
Cord	Plug to controller: 90 Inch Controller to transmitter: 80 Inch	Weight: 18 lbs Dimension of Handbag: 33 x 9 x 20 inch Size of Mat: 78 x 36 inch Dimension of Reflect Cover: 65 x 26 x 19 inch	


Parts



Installation Instructions

Use Instructions:

1. Unfold the mat and place it on the flat surface; put the water pillow down.
2. Straighten the electrical wire and place it down as shown on Diag. 1 (place the wire outside not inside the cover.)
3. When using the sauna, keep the cover and mat close to each other tightly; the gap between may affect the use effects. Please see Diag. 2.



Diag. 1



Diag. 2

Storage Instructions




Roll the reflect cover towards the direction of the transmitter.



Pull the sticker back to the hole next to the reflect cover.



Make the sticker to revolve around the reflect cover and close tightly. Repeat the same step on the other side.




Storage steps are completed.

Caution:

When using this product, you shall not block the transmission outlet with your feet.

* Please see diagrams below.

X





X



✓



✓



Ventilation outlet shall not be blocked.

Please keep the proper distance between ventilation entrance and wall

CAUTION!

- Follow the instructions below for the use of electrical wire to avoid electric shock and fire caused by wrong uses.
 - Use only and **AC 120V 15A outlet**.
 - Use independent socket for the product and **do not** share the socket with other electronics.
 - Please **do not** put heavy objects on the electrical wire; **do not** use the wire when it is distorted, pulled, or bundled.
 - If the electrical wire is damaged or cannot function, **do not** use it and contact customer service immediately.
- Please place the product on the flat surface and avoid sharp object.
- Because it is easy for metals to transmit heat, during use, **please remove metal products such as necklaces and watches**.
- **Do not** touch the transmitter screen and any metal parts in the sauna.
- **Do not** use Sauna Dome if the dome is too small for the user, which leave no room between skin and sauna cover.
- Please follow the general rules of electronics for the use of this product. **Do not** use the product in the moisture environment or where is easily to contact with water (such as bathroom...) to avoid electric shocks and leakage.
- **Do not** touch the controller, plug, and socket with wet hands.
- In order to protect the product, a 30-minute break time shall be processed after the continuous 30-minute use.
- For personal hygiene, use towel or rope to collect sweat while use the product.
- If you need to discontinue the use, please directly switch off the power on the controller. **Do not** forcibly turn the timer to the initial point to avoid damages done to the timer.
- After use, please switch the power off, then unplug.

Use Instruction

- **Do not use the product if one of the following conditions occurs:**
 - Pregnant women, infants, children under age 3 years old.
 - Insensitivity to Heat.
 - Under doctor's instructions not to use sauna.
 - Suffering from a deep cut or any fresh wounds.
 - While under the influence of alcohol.
 - if the dome is too small for the user, which leave no room between skin and sauna cover.

- The duration for using *Relax*[®] shall depend on individual's adaptabilities and habits. For beginning product users, **7 to 10 minutes** are suggested. For regular product users, **15-minute** are recommended.
- During use, please **do not touch any metal parts in the sauna, as it is hot.**
- Be sure to drink plenty of water to facilitate perspiration and decrease dehydration; the use of supplements and/or minerals is also encouraged. Consult your physician regarding any such usage."
- Usage time is based on individual comfort levels and to be adjusted accordingly.
- **Remove all metal-like objects** (Necklace, watch, ring...etc) before use.
- Diabetes and those insensitive to Heat, and those with poor circulation or poor proximal circulation shall not use the product!
- **Decrease the time per session short if the red spots occur.**
- If your skin itches, avoid scratching and rest.
- Not everyone will experience dizziness. **If you feel dizzy, please stop using it immediately.**
- The elderly or people with chronic diseases (such as heart diseases or high blood pressure) need to be accompanied by an adult when using *Relax*[®] ; according to the traditional health caring principle, after exercise, one shall keep himself or herself warm. **After use, do not turn on the air conditioner or take a cold shower.**
- For those with special health conditions, please consult with your physician before using the product. Stop using if any discomfort occurs; when necessary, consult with a physician.
- After Sauna session, rest before taking shower and avoid cold showers.
- **Keep head out of cover. Do not put head into cover!**

Notice for Maintenance:

- **Do not** use volatile detergent for cleaning and maintenance. After using the product, you should immediately use wet cloth (clean water) to clean the external cover. Afterwards, when the product is not in use, heat the cabinet (about 5-10 minutes) to kill bacteria.
- After using the product for a period of time, you should use dryer (cold air) to dry the ventilation inlet and outlet to remove the dust.
- Use wet cloth to clean supportive rack under the transmitter and long time exposure to sweats shall be avoided to prevent from getting rusty.

Written Warranty

Name of Product	Relax Far Infrared Sauna Dome (FIR-9009)
Name of User	
Mailing Address	
Telephone Number	
Fax Number	
Mobile Phone Number	
E-mail	
Warranty Time	One Year Manufactor Warranty
Date of Purchase	
Confirmed by the Company	
Distributor Invoice	

Warranty Contents:

1. In order to provide users complete after sales services, during purchase, each column of this written warranty shall be filled for effectiveness.
2. During normal use, free maintenance services are provided within one year after purchasing the product (plus the shipment fee); after the warranty expires, please still keep the written warranty for after sales services.
3. When one of the conditions occurs during warranty, users shall be responsible for the repairing cost:
 - a. The failure to follow user's manual or other abnormal use;
 - b. Damages caused by natural disasters, fire, or unstable voltage;
 - c. The cover belongs to the consumable material; the color change and unglued condition shall not be applied to the scope of warranty;