

DUROFIX™

Manufacturers of Precision & Power










































HISTORICALLY THE **PROFESSIONAL'S CHOICE** Durofix Auto & Equipment Tools

With over 40 years of continuous development in power tool manufacturing, Durofix has become a leading global manufacturer of portable power tools. Our extensive product line caters to professionals in construction, woodworking, automotive, and industrial fields, as well as high-end hobbyists.

As a part of the Mobiletron Group, a renowned global electronics company, we harness advanced lithium-ion battery power management and brushless motor technologies to create dynamic precision assembly and heavy-duty 60v power tools.

We are committed to developing innovative and reliable products, complemented by our dedication to providing exceptional worldwide services across the Americas, Europe, and the Asia-Pacific regions.

TECHNOLOGIES & ICONS GUIDE

-  SDS Plus
-  Optimal Concrete Drilling
-  Versatile
-  Variable Speed Dial
-  Lightweight
-  TPMS Application
-  Auto Shut-Off
-  USB Output
-  AA Battery Required
-  Jumbo Torque
-  IP54 Rated
-  AAA Battery Required
-  Transducer
-  IP56 Rated
-  CR2032 Coin Cell Required
-  Low Vibrations
-  Angle Function
-  Memory Function
-  High Revolutions
-  USB & Micro USB Input
-  Buzzer
-  Compact Design
-  Hand Tightening Torque
-  HEX Impact Driver
-  Speed Setting
-  Keyless Chuck
-  Parallel Batteries
-  Adjustable Guard
-  High Color Rendering Index
-  Oil Pulse
-  LED Light
-  LED Flashing
-  Vibration
-  Angled Socket
-  Impact Mechanism
-  USB Output
-  Mechanical Clutch

ETC

ELECTRONIC TORQUE CONTROLLED

Electronic Torque Control uses our advanced tightening technology to automatically shut off when the correct torque has been achieved. Different models will have alternative different stages to customize your workflow to optimize to the correct workload.

EPS

ELECTRONIC PULSE SYSTEM

Our Electronic Pulse System is an electronic algorithm to dampen reactive forces for direct drive tools when they reach the desired torque. This process is achieved by pulsing the electric motor rather than applying continuous power to reduce the overall force applied to the user.

ANGLE

DETECTION

Utilizing the next generation of electrical technology, we can detect the angle of the head to calculate how many turns the anvil has rotated. For Digital Torque products this is accurate to 1%.

BLDC

MOTOR

DC motors have traditionally been driven by carbon brushes to power the motor. Over time these wear out and need replacing. All our motors are brushless meaning that the motor is controlled electronically without the need for carbon brushes ensuring your tool is maintenance-free.

Wireless

We have leveraged decades of electrical expertise from some of the world's leading electrical engineers to develop our wireless platform to record and control our professional assembly tools, that can be remotely controlled via our software or different protocols for PLC systems.

AIO

ALL IN ONE MOTOR

Our patent-pending All-In-One motor includes the power, control & communication board along with the automatic winding stator with an interior permanent magnet design rotor, all enclosed in a die-cast cover. These one-unit components have several advantages, including weight reduction, longer lifespan, and crucially our number one design goal of efficiency as there are no additional components to cool.

XTREME

POWER 60V SERIES

This platform is a combination of our extensive research to find optimal conditions for industrial users. Higher voltages result in less heat generated due to less current draw needed to achieve the same power while maintaining a longer run-time.

PRO-ASSEMBLY

PROFESSIONAL & PRECISE SERIES

Designed for Industry 4.0, this series is both robust and intelligent, allowing an audit trail to be created for user operations, utilizing cutting-edge technologies for critical and non-critical operations alike.

G12

SERIES

The G12 family includes a wide range of tools, from drill drivers to ratchet wrenches and polishers, they all share our slim 12V (10.8V) Lithium-Ion battery platform. One battery, one platform.

G12 PRO

SERIES

12V COMPACT & POWER SERIES

Our G12 Pro Series is one of our premium ranges offering tools that are designed with power & compact size in mind. Our Brushless motor (BLDC) delivers high efficiency, precise torque, long lifespan and less maintenance. Using the same battery platform as the G12 series.

RM

SERIES

Our Digital Torque range boasts industry-leading accuracy and precision tools that come fully calibrated to ISO6789, complete with a calibration certificate in the box.

P20

SERIES

Designed for those who require more power and cost-effective solutions. Optimal balance between power, weight, and price.

RM DIGITAL SERIES TORQUE



RM SERIES DIGITAL TORQUE

All our digital torque wrenches are made with sturdy materials and calibrated in the production process to ensure the best quality products will be on-hand.

1 EFFICIENCY

When you hear the buzzer or see the LED flash then you know you have reached your pre-programmed torque without having to constantly look at the screen.

2 PRECISION

Each digital torque tool is fully calibrated for a torque range of 20-200 Nm to EN ISO 6789:2003 standard. The tool comes with a valid certificate of calibration and is accurate up to $\pm 2\%$ CW, $\pm 3\%$ CCW.

3 ACCURACY

Multi-functional with torque setting, measurement setting, and mode setting. Easy to set up Peak or Trace modes. LCD display shows measurements in both metric and imperial (Nm, kg-cm, in-lb, ft-lb).

4 DURABLE

Each digital torque wrench comes complete in a blow molded case to protect your carefully calibrated tool whilst not in use and ensuring that your tool remains reliably accurate for longer.

RM DIGITAL SERIES TORQUE

ANGLE DIGITAL TORQUE WRENCHES

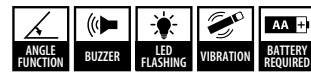


RM315-3A & RM317-4A Angle Digital Torque Wrenches

- Audible torque confirmation using a buzzer, LED flashing & vibration function
- Standard functions: torque setting, measurement setting, mode setting
- Operation in both clockwise and counter-clockwise directions
- LCD display shows kg-cm, N-m, in-lb, ft-lb, 0.1° measurements
- Easy to set up Peak or Trace modes
- Anti-slip soft grip

Model	RM315-3A [®]	RM317-4A [®]
Drive	3/8" Square	1/2" Square
Voltage	3 Vdc	
Head Type	Quick Release Ratchet	
Length	434 mm	454 mm
Accuracy	CW: ± 1.5% CCW: ±2.5%	
Accuracy Angle	+/-2°	
Operating Torque Range	6.8 - 135 Nm	
Operating Angle Range	720°	
Memory Capacity	30 data sheets	
LED	2 LED (Green and Red)	
Vibration Warning	Yes (While reaching to 90% of setting value)	
Resolution	1 kg-cm / 0.1 Nm / 1 in-lb / 0.1 ft-lb / 1°	
Operation Mode	Peak (K) / Trace (F) / Angle (A)	
Power Saving Mode	After 3 minutes of no use	
Operating Temperature	-10°C ~ 60°C	
Storage Temperature	-20°C ~ 70°C	
Battery	AA (Alkaline) Battery x2	
Weight (w/o battery)	0.91 kg	1.08 kg

ANGLE DIGITAL TORQUE WRENCHES



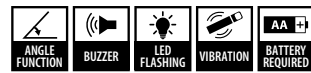
RM313-2A & RM303-4A

Angle Digital Torque Wrenches

- Audible torque confirmation using a buzzer, LED flashing & vibration function
- Standard functions: torque setting, measurement setting, mode setting
- Operation in both clockwise and counter-clockwise directions

- LCD display shows kg-cm, N-m, in-lb, ft-lb, 0.1° measurements
- Easy to set up peak, trace or angle modes
- Anti-slip soft grip

Model	RM313-2A [®]	RM303-4A [®]
Drive	1/4" Square	1/2" Square
Voltage	3 Vdc	
Head Type	Quick Release Ratchet	
Length	410 mm	666 mm
Accuracy	CW: ± 1.5% CCW: ±2.5%	
Accuracy Angle	+/-2°	
Operating Torque Range	1.5 - 30 Nm	17 - 340 Nm
Operating Angle Range	720°	
Memory Capacity	30 data sheets	
LED	2 LED (Green and Red)	
Vibration Warning	Yes (While reaching to 90% of setting value)	
Resolution	1 kg-cm / 0.1 Nm / 1 in-lb / 0.1 ft-lb / 1°	
Operation Mode	Peak (K) / Trace (F) / Angle (A)	
Power Saving Mode	After 3 Minutes of no use	
Operating Temperature	-10°C ~ 60°C	
Storage Temperature	-20°C ~ 70°C	
Battery	AA (Alkaline) Battery x2	
Weight (w/o battery)	0.76 kg	1.39 kg



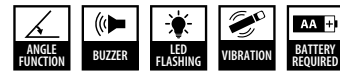
RM323-8A

Angle Digital Torque Wrench

- Audible torque confirmation using a buzzer, LED flashing & vibration function
- Standard functions: torque setting, measurement setting, mode setting
- Operation in both clockwise and counter-clockwise directions

- LCD display shows kg-cm, N-m, in-lb, ft-lb, 0.1° measurements
- Easy to set up Peak or Trace modes
- Anti-slip soft grip

Model	RM323-8A
Drive	1" Square
Voltage	3 Vdc
Head Type	Quick Release Ratchet
Length	1,240 mm
Accuracy	CW: ± 1.5% CCW: ±2.5%
Accuracy Angle	+/-2°
Operating Torque Range	100 - 1,000 Nm
Operating Angle Range	720°
Memory Capacity	30 data sheets
LED	2 LED (Green and Red)
Vibration Warning	Yes (While reaching to 90% of setting value)
Resolution	1 kg-cm / 0.1 Nm / 1 in-lb / 0.1 ft-lb / 1°
Operation Mode	Peak (K) / Trace (F) / Angle (A)
Power Saving Mode	After 3 Minutes of no use
Operating Temperature	-10°C ~ 60°C
Storage Temperature	-20°C ~ 70°C
Battery	AA (Alkaline) Battery x2
Weight (w/o battery)	5.10 kg




RM319-6A & RM321-6A

Angle Digital Torque Wrenches

- Audible torque confirmation using a buzzer, LED flashing & vibration function
- Standard functions: torque setting, measurement setting, mode setting
- Operation in both clockwise and counter-clockwise directions
- LCD display shows kg-cm, N-m, in-lb, ft-lb, 0.1° measurements
- Easy to set up peak, trace or angle modes
- Anti-slip soft grip

Model	RM319-6A [®]	RM321-6A [®]
Drive	3/4" Square	
Voltage	3 Vdc	
Head Type	Quick Release Ratchet	
Length	940 mm	1,235 mm
Accuracy	CW: ± 1.5% CCW: ±2.5%	
Accuracy Angle	+/-2°	
Operating Torque Range	60 - 600 Nm	100 - 1,000 Nm
Operating Angle Range	720°	
Memory Capacity	30 data sheets	
LED	2 LED (Green and Red)	
Vibration Warning	Yes (While reaching to 90% of setting value)	
Resolution	1 kg-cm / 0.1 Nm / 1 in-lb / 0.1 ft-lb / 1°	
Operation Mode	Peak (K) / Trace (F) / Angle (A)	
Power Saving Mode	After 3 Minutes of no use	
Operating Temperature	-10°C ~ 60°C	
Storage Temperature	-20°C ~ 70°C	
Battery	AA (Alkaline) Battery x2	
Weight (w/o battery)	3.80 kg	4.80 kg



RM DIGITAL SERIES TORQUE

INTERCHANGEABLE DIGITAL TORQUE WRENCHES



RM327-3I & RM329-4I Interchangeable Digital Torque Wrenches

- Audible torque confirmation using a buzzer, LED flashing & vibration function
- Standard functions: torque setting, measurement setting, mode setting
- Operation in both clockwise and counter-clockwise directions
- LCD display shows kg-cm, N-m, in-lb, ft-lb, 0.1° measurements
- Easy to set up Peak or Trace modes
- Anti-slip soft grip

Model	RM327-3I [®]	RM329-4I [®]
Drive	3/8" Square	1/2" Square
Voltage	3 Vdc	
Head Type	Interchangeable (For 9 x 12 mm insert)	Interchangeable (For 14 x 18 mm insert)
Length	425 mm	559 mm
Accuracy	CW: ± 2% CCW: ±3%	
Operating Torque Range	13.5 - 135 Nm	20 - 200 Nm
Memory Capacity	30 data sheets	
LED	2 LED (Green and Red)	
Vibration Warning	Yes (While reaching to 90% of setting value)	
Resolution	1 kg-cm / 0.1 Nm / 1 in-lb / 0.1 ft-lb	
Operation Mode	Peak (K) / Trace (F)	
Power Saving Mode	After 2 Minutes of no use	
Operating Temperature	-10°C ~ 60°C	
Storage Temperature	-20°C ~ 70°C	
Battery	AA (Alkaline) Battery x2	
Weight (w/o battery)	0.90 kg	1.35 kg

INTERCHANGEABLE DIGITAL TORQUE WRENCHES



RM325-2I & RM331-2I Interchangeable Digital Torque Wrenches

- Audible torque confirmation using a buzzer, LED flashing & vibration function
- Standard functions: torque setting, measurement setting, mode setting
- Operation in both clockwise and counter-clockwise directions
- LCD display shows kg-cm, N-m, in-lb, ft-lb, 0.1° measurements
- Easy to set up Peak or Trace modes
- Anti-slip soft grip

Model	RM325-2I [®]	RM331-2I [®]
Drive	1/4" Square	1/4" Square
Voltage	3 Vdc	
Head Type	Interchangeable (For 9 x 12 mm insert)	
Length	403 mm	255 mm
Accuracy	CW: ± 2% CCW: ±3%	CW: ± 3% CCW: ±4%
Operating Torque Range	3 - 30 Nm	2.5 - 25 Nm
Memory Capacity	30 data sheets	
LED	2 LED (Green and Red)	
Vibration Warning	Yes (While reaching to 90% of setting value)	Yes (While reaching to 90% of setting value)
Resolution	1 kg-cm / 0.1 Nm / 1 in-lb / 0.1 ft-lb	
Operation Mode	Peak (K) / Trace (F)	
Power Saving Mode	After 2 Minutes of no use	
Operating Temperature	-10°C ~ 60°C	
Storage Temperature	-20°C ~ 70°C	
Battery	AA (Alkaline) Battery x2	AAA (Alkaline) Battery x2
Weight (w/o battery)	0.75 kg	0.27 kg



RM SERIES DIGITAL TORQUE WRENCHES

DIGITAL TORQUE WRENCHES



RM601-3 & RM607-4 Digital Torque Wrenches

- Audible torque confirmation using a buzzer, LED flashing & vibration function
- Standard functions: torque setting, measurement setting, mode setting
- Operation in both clockwise and counter-clockwise directions
- LCD display shows kg-cm, N-m, in-lb, ft-lb, 0.1° measurements
- Easy to set peak or trace modes
- Anti-slip soft grip

Model	RM601-3 ^Q	RM607-4 ^Q
Drive	3/8" Square	1/2" Square
Voltage	6 Vdc	
Head Type	Quick Release Ratchet	
Length	315 mm	440 mm
Accuracy	CW: ± 2% CCW: ± 3%	
Operating Range	50 Nm	200 Nm
Memory Capacity	30 data sheets	
Setting Range	5 - 50 Nm	20 - 200 Nm
LED	2 LED (Green and Red)	
Vibration Warning	Yes (While reaching to 90% of setting value)	Yes (While reaching to 90% of setting value)
Resolution	1 kg-cm / 0.1 Nm / 1 in-lb / 0.1 ft-lb	
Operation Mode	Peak (K) / Trace (F)	
Power Saving Mode	After 60 Seconds of no use	
Operating Temperature	0°C ~ 50°C	
Storage Temperature	-10°C ~ 60°C	
Battery	AAA (Alkaline) Battery x4	
Weight (w/o battery)	0.64 kg	1.00 kg

DIGITAL TORQUE WRENCHES



RM SERIES DIGITAL TORQUE

DIGITAL TORQUE ADAPTERS



RM602-3 & RM602-4A Digital Torque Adapters

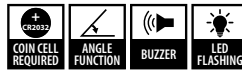
- Static torque measurement
- Standard functions: torque setting, measurement setting and mode setting
- Operation in both clockwise and counter-clockwise directions
- Back-lit LCD display shows Nm, kg-cm, in-lb, ft-lb measurements
- Audible torque confirmation by means of buzzer
- Easy to Set, Peak, or Trace modes

Model	RM602-3 [®]	RM602-4A [®]
Drive	3/8" Square	1/2" Square
Voltage	6 Vdc	
Length	75 mm	
Width	47 mm	
Height	48 mm	
Accuracy	CW: ± 2% CCW: ±3%	
Operating Range	80 Nm	340 Nm
Setting Range	8 - 80 Nm	34 - 340 Nm
Resolution	1 kg-cm / 0.1 Nm / 1 in-lb / 0.1 ft-lb	
Operation Mode	Peak (K) / Trace (F)	
Power Saving Mode	After 3 Minutes of no use	
Operating Temperature	0°C ~ 50°C	
Storage Temperature	-10°C ~ 60°C	
Battery	Coin Cell (CR2032) Battery x2	
Weight (w/o battery)	0.14 kg	0.20 kg

DIGITAL TORQUE ADAPTERS



RM604-4A
Angle Digital Torque Adapter



- Static torque measurement
- Standard functions: torque setting, measurement setting and mode setting
- Operation in both clockwise and counter-clockwise directions
- Back-lit LCD display shows Nm, kg-cm, in-lb, ft-lb measurements
- Audible torque confirmation by means of buzzer
- Easy to set peak or trace modes

Model	RM604-4A
Drive	1/2" Square
Voltage	6 Vdc
Length	75 mm
Width	47 mm
Height	48 mm
Accuracy	CW: ± 2% CCW: ±3%
Operating Range	340 Nm
Setting Range	34 - 340 Nm
Memory Capacity	30 data sheets
Resolution	1 kg-cm / 0.1 Nm / 1 in-lb / 0.1 ft-lb
Operation Mode	Peak (K) / Trace (F)
Angle Range	1° ~ 720°
Power Saving Mode	After 3 Minutes of no use
Operating Temperature	0°C ~ 50°C
Storage Temperature	-10°C ~ 60°C
Battery	Coin Cell (CR2032) Battery x2
Weight (w/o battery)	0.20 kg



RM302-4S
Digital Torque Adapter

- Static torque measurement
- Standard functions: torque setting, measurement setting and mode setting
- Operation in both clockwise and anti-clockwise directions
- Back-lit LCD display shows Nm, kg-cm, in-lb, ft-lb measurements
- Torque confirmation alerts by flashing LED and buzzer
- Easy to set peak or trace modes

Model	RM302-4S
Drive	1/2" Square
Voltage	3 Vdc
Length	75 mm
Width	47 mm
Height	48 mm
Accuracy	CW: ± 1.5% CCW: ±2.5%
Operating Range	340 Nm
Setting Range	17 - 340 Nm
Memory Capacity	30 data sheets
LED	2 LED (Green and Red)
Resolution	1 kg-cm / 0.1 Nm / 1 in-lb / 0.1 ft-lb
Operation Mode	Peak (K) / Trace (F)
Power Saving Mode	After 2 Minutes of no use
Operating Temperature	-10°C ~ 60°C
Storage Temperature	-20°C ~ 70°C
Battery	Coin Cell (CR2032) Battery x1
Weight (w/o battery)	0.18 kg

G12 COMPACT POWER

SERIES



G12 12V SERIES COMPACT POWER

The G12 family of tools is renowned for being among the most compact and lightweight 12V (nominal 10.8V) cordless tools in the industry. Designed with precision and engineered to perfection, these tools redefine what it means to be compact yet powerful. Say goodbye to the bulkiness and say hello to the ultimate combination of convenience and uncompromised performance.

Introducing the remarkable G12 Series – meticulously crafted to strike the ultimate harmony between dimensions, performance, and value. Unlocking not only exceptional energy savings but also unparalleled cost-effectiveness. Discover the epitome of efficiency with G12 – where size meets power without compromising your budget. These tools are meticulously engineered using top-quality materials to ensure exceptional durability and pack a punch that rivals their bulkier counterparts and makes them the perfect choice for working in challenging or confined spaces.

1 ENHANCED PORTABILITY

The G12 family of tools stands out as one of the most compact and lightweight 12V cordless tool series in the industry. However, don't let its small size fool you. Equipped with a powerful 12V motor, these tiny giants can deliver impressively large torque outputs and high RPM (Revolutions Per Minute). Whether you're working in tight spaces or need to move around frequently, these tools offer greater manoeuvrability and convenience compared to bulkier models.

2 DYNAMIC

Unlike other brands that offer tools with basic functionality, our G12 tools set themselves apart with application-specific features. This growing range of compact 12V cordless power tools are highly capable and suitable for a wide range of everyday tasks. From drilling holes and removing bolts to light-duty cutting and polishing, these tools offer the versatility you need for common projects around the house, garage, or jobsite.

3 USER-FRIENDLY

The G12 range's manageable size and weight make them far easier to handle, allowing professionals and beginners alike to fully take control while still accomplishing tasks effectively. With their lighter weight, compact G12 tools reduce the strain and fatigue on your arms and wrists, minimising the risk of muscle strain from prolonged use.

4 COST-EFFECTIVE SOLUTION

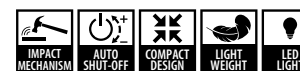
Compared to their bulkier counterparts, compact 12V cordless power tools are often more affordable. If you're on a budget or don't require heavy-duty performance on a regular basis, opting for a 12V tool can provide you with excellent value for your money without compromising on quality or functionality.

5 EFFORTLESS

We have developed a wide range of power tools in our G12 series, specifically tailored for the automotive industry. These tools are designed for ease of use and operate on a unified one-battery platform, providing convenience and efficiency.

G12 COMPACT POWER SERIES

DRIVERS & IMPACT WRENCHES




RI12184

12V Stubby Impact Wrench

- Industry-leading 540 Nm of breakaway reverse torque
- Brushless motor ensuring consistent high performance
- Auto shut-off prevents over-fastening and damage
- Breakaway auto shut-off cuts the tool off automatically when unfastening
- Compact, stubby design at only 132mm in length for accessing tighter workspaces

Model	RI12184-4
Voltage	12V
Drive	1/2" Square
Max. Tightening Torque	338 Nm
Max. Reverse Torque	540 Nm
Torque Control 3-Mode	85 Nm / 155 Nm / 240 Nm
No Load Speed	0 - 2,800 RPM
Impacts Per Minute	0 - 3,200 IPM
Weight (w/o battery)	1.05 kg



RI12183

12V Stubby Impact Driver

- Brushless motor ensuring consistently high performance
- 4-mode drive control providing unmatched control in various fastening applications
- Auto shut-off prevents over-fastening and damage
- Compact, stubby design at only 132mm in length for accessing tighter workspaces

Model	RI12183
Voltage	12V
Drive	1/4" Hex Shank
Max. Tightening Torque	220 Nm
Drive Control 4-Mode	1,500 RPM / 2,300 RPM / 3,600 RPM / Auto Shut-off 3,600 RPM
No Load Speed	0 - 3,600 RPM
Impacts Per Minute	0 - 3,200 IPM
Weight (w/o battery)	1.05 kg

*Specifications are subject to change


DRIVERS & IMPACT WRENCHES



POLISHING & SANDING

G12 COMPACT POWER SERIES

POLISHING & SANDING



RS1222

12V 2-Speed Mini Polisher/Sander

- 2-speed gearbox, each with 8 stage speed settings to help find your optimum RPM
- Brushless motor ensuring consistently high performance
- Lock-on power switch and two-position side handle for ease of use
- Spindle lock button for quick application pad changes
- Automatic reverse shut-off mechanism to minimise the risk of accidents

Model	RS1222
Voltage	12V
Speed Setting	8 Stages
Pad Size	3"
Sanding Disc Size	2"
Polishing Disc Size	3" / 5"
No Load Speed	0 - 3,500 RPM / 0 - 9,500 RPM
Weight (w/o battery)	0.75 kg

RS1212A1

12V 2-Speed Mini Polisher/Sander

- The popular RS1212 has been updated with a bi-directional switch for both clockwise and anti-clockwise rotation
- Single speed gearbox with variable speed trigger
- Two-position side handle for ease of use
- Spindle lock button for quick application pad changes

Model	RS1212A1
Voltage	12V
Pad Size	3"
No Load Speed	0 - 2,800 RPM
LED Light	Yes
Battery Indicator	Yes
Weight (w/o battery)	0.69 kg

G12 COMPACT POWER SERIES

CUTTING & GRINDING



RC1222 12V Cordless Angle Grinder

- Reversible blade rotation for the ultimate cutting control
- Brushless motor delivers maximum power and long motor life
- Provides optimized performance and overload protection
- Tool-free guard adjustment for convenience and ease of use
- LED light for improved visibility in confined spaces and low-light situations

Model	RC1222
Voltage	12V
Speed	20,000 RPM
Disc Size	76 mm
Arbor Size	10 mm
Max. Cutting Depth	16.3 mm
Weight (w/o battery)	0.9 kg

RJ1217 12V Mini Reciprocating Saw

- Keyless blade clamp. Tool-free for quick and easy blade changes
- Dual gear counterbalance mechanism creates less vibration for better control and reducing fatigue
- High stroke rate ensures clean cuts in wood and metal
- Built-in battery indicator shows the battery capacity level

Model	RJ1217
Voltage	12V
Stroke per Minute	0-3,000 SPM
Stroke Length	16 mm
Tool length	290 mm
LED Light	Yes
Weight	1.1 kg

G12 COMPACT POWER

SERIES

DRILLING & DRIVING

COMING SOON



BLDC MOTOR **AIO ALL IN ONE MOTOR**

SDS PLUS **CONCRETE DRILLING** **COMPACT DESIGN** **LIGHT WEIGHT** **LED LIGHT**

BLDC MOTOR **AIO ALL IN ONE MOTOR**

COMPACT DESIGN **LIGHT WEIGHT** **LED LIGHT**

RY1204

12V SDS Hammer Drill

- Rotary drill and rotary hammer drill settings
- Industry leading 1.3J of impact energy for fast drilling in masonry
- Low vibration to reduce fatigue from prolonged use
- OSHA Table 1 Compliant when paired with the dust shroud and dust extractor

Model	RY1204	
Voltage	12V	
Chuck	SDS Plus	
No Load Speed	0 - 1,300 RPM	
Blows per Minute	0 - 4,500 BPM	
Impact Energy	1.3J	
Capacity	Wood	Ø 13 mm
	Steel	Ø 10 mm
	Concrete	Ø 14 mm
Weight (w/o battery)	1.39 kg	

RK12136

12V Hammer Drill

- Variable speed and reversible switch for control
- 2-speed gearbox for optimal RPM selection
- Torque adjustment collar with 20 settings
- Super bright LED for improved visibility
- Battery capacity display for easy power monitoring
- Below specifications are subject to change

Models	RK12136	
Voltage	12V	
Hammer Mode	Yes	
Chuck	3/8"	
Max. Torque	50 Nm	
No Load Speed	0 - 1,800 RPM	
Capacity	Wood	Ø 20 mm
	Steel	Ø 10 mm
	Brick	Ø 8 mm
Weight (w/o battery)	0.87 kg	

*Specifications are subject to change

DRILLING & DRIVING



G12 COMPACT POWER SERIES

SITE MAINTENANCE & ACCESSORIES



RZ1282

12V Compact Leaf Blower

- 8-speed settings & variable speed trigger increase control
- Axial fan for the best combination of power & run-time
- Rubber circular nozzle removes debris in hard-to-reach places
- Wide wedge sweeping nozzle efficiently clears debris in open spaces
- Lock-on switch reduces user fatigue

Model	RZ1282
Voltage	12V
Air Flow Capacity	47 - 150 CFM
Air Flow Speed	25 - 80 MPH
Weight (w/o battery)	1.23 kg

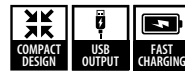
RZ1230

12V Caulking Gun

- Auto-reversing anti-drip mechanism prevents excess waste when you release the trigger
- Suitable for sealants, caulk and resins
- Ergonomic grip and balanced weight distribution minimize fatigue, allowing for comfortable extended use

Model	RZ1230
Voltage	12V
Max. Pushing Force	2,225 N
Pressure	130 psi
Speed setting	8 stages
Barrel Type	Composite Half-Barrel
Speed	2.1 mm /s - 12 mm /s
Capacity	300 ml
Weight (w/o battery)	1.71 kg

SITE MAINTENANCE & ACCESSORIES



CS-25-12VU
12V USB Charging Adapter

- Provides convenient, compact charging of all G12 batteries with a micro-USB cable from an AC outlet or USB power source
- 2.1A USB output delivers fast electronic device charging from any G12 Battery (sold separately)

Model	CS-25-12VU
Voltage	12V
Input (USB-C)	5V @ 2.1A
Output (USB-A)	9V @ 1.6A / 5V @ 2.1A
Output (charging)	12V
DC plug output	12V
Weight (w/o battery)	0.09 kg



COMING SOON



RZ1290
12V Jobsite Fan

- Jobsite fan features magnets, a 2-inch clamp, keyholes, and pass-through holes for versatile air movement
- Unlimited directional airflow and a 215-degree head rotation, along with variable speed settings from 0 to 100% for optimal airspeed control
- Runs up to 16 hours on a B1225LB-2 5.0Ah battery or can be powered by an AC supply (not included)

Model	RZ1290
Voltage	12V
Air Volume	270 CFM
Air Speed	14 MPH
Speed	0-100%
LED Brightness	3 (High / Mid / Low)
Weight (w/o battery)	1.97 kg

**Specifications are subject to change*



RL1241
12V LED Flashlight

- Compact and lightweight design
- Illuminates work area with a single LED for brighter and optimized light
- Features a replaceable impact-resistant Lens designed to withstand tough jobsite conditions

Model	RL1241
Voltage	12V
LED Type	1 W
LED Brightness	350 Luxs (at 2 ft /0.6 m distance)
LED Discharge Time	Up to 16 hours
Weight (w/o battery)	0.15 kg



COMING SOON



RL1242
12V LED Lantern Light

- Three Operation Modes: Lantern (360°), Inspection (180°) and Strobe
- Three Brightness Settings: Low, medium, high
- Two stainless steel hooks to be used as a hook or a handle
- Onboard 2.1A USB port for charging phones or electronics
- Trickle charge your G12 battery via 2.1A micro-USB C port
- IP54 Rated: Dust-proof and shower-proof

Model	RL1242
Voltage	12V
LED Brightness	400 Lumens (High) 200 Lumens (Medium) 40 Lumens (Low)
Operation Modes	3
Run-time	UP to 67 Hours (Low)
Input/Output	5V, 2.1A
Weight (w/o battery)	0.5 kg

G12 COMPACT SERIES POWER



G12 12V SERIES RATCHET WRENCHES

Introducing the Durofix G12 Series Cordless Ratchet Wrenches - the ultimate range of ratchet wrenches designed specifically for the 12V platform.

These wrenches are lightweight, compact, and versatile, allowing for easy access to tight spaces. With a maximum rundown torque of 95 Nm and 175 Nm manually*, along with interchangeable socket adapters, they are perfectly suited for automotive, manufacturing, fabrication, and heating/ventilation trades. The variable speed trigger switch and LED job light ensure precise socket location. Upgrade your tool kit with the essential Durofix G12 Series.

*Specifications for RW1210-4

1 COMPACT

The G12 range of ratchet wrenches offer a comprehensive solution tailored for automotive professionals and DIY mechanics alike. With a slimline and robust design, our ratchet wrenches feature compact drive heads that are smaller than those of competitor tools, all while maintaining exceptional strength and power.

2 POWERFUL

The lightweight G12 ratchet wrench design offers powerful torque output for a range of applications. With a maximum motorised torque of 95 Nm and high RPM, these tools effortlessly tackle tough jobs. Powered by brushless motor technology, they deliver consistent performance with every bolt.

3 VERSATILE

These tools are perfect for a wide range of applications, from automotive repairs to home DIY projects. With reinforced housing for superior leverage, it effortlessly tackles tough jobs. The smooth ratcheting mechanism and variable speed trigger provide precise control, making it a favourite among professionals.

4 PURPOSE BUILT

Our ratchet wrenches are meticulously crafted from high-quality materials, ensuring outstanding durability and performance. The moulded soft grip handle, made from non-slip materials, offers a secure grip even in wet or oily conditions. This feature provides confidence and safety during extended periods of work, as you can rely on a firm hold without concerns of slipping or losing control.

5 FULLY COMPATIBLE

To meet the demands of the automotive industry, we have meticulously developed a comprehensive range of ratchet wrenches that perfectly complement our G12 line. Our range is specifically designed for effortless usability and operates on a unified one-battery platform, ensuring a hassle-free solution for your tool kit.

6 EXTENDED REACH

Our range includes the RW1221 ratchet wrench, featuring an extended neck design that enables access to nuts and bolts in hard-to-reach areas. It is the perfect tool for reaching deep engine compartments, undercarriages, or other areas that typically require disassembling various vehicle or equipment parts. By using our RW1221 ratchet, you can save valuable time and effort while effectively completing the task at hand.



G12 COMPACT POWER SERIES

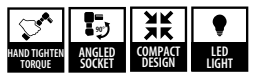
RATCHET WRENCHES



RW1221-2
12V 1/4" Extended Ratchet Wrench

- Enhanced speed for rapid fastening
- Convenient forward/reverse lever
- Robust metal gearbox housing for durability
- Utilises brushless technology to vastly increase the longevity of the tool
- Variable speed trigger offers complete control during use

Model	RW1221-2
Voltage	12V
Drive	1/4" Square
Max. Tightening Torque	40 Nm
Max. Tightening Torque By Hand	80 Nm
No Load Speed	0 - 450 RPM
Extended Neck Length (to the anvil)	152 mm
Weight (w/o battery)	1.07 kg



RW1221-3
12V 3/8" Extended Ratchet Wrench

- Enhanced speed for faster fastening
- Convenient forward/reverse lever
- Robust metal gearbox housing for durability
- Utilises brushless technology to vastly increase the longevity of the tool
- Variable speed trigger provides complete control during use

Model	RW1221-3
Voltage	12V
Drive	3/8" Square
Max. Tightening Torque	75 Nm
Max. Tightening Torque By Hand	162 Nm
No Load Speed	0 - 450 RPM
Extended Neck Length (to the anvil)	152 mm
Weight (w/o battery)	1.18 kg

RATCHET WRENCHES



RW1210-2
12V 1/4" Ratchet Wrench

- Ideal for working in confined spaces
- Convenient forward/reverse lever
- Robust metal gearbox housing for durability
- Utilises brushless technology to vastly increase the longevity of the tool
- Variable speed trigger offers complete control during use

Voltage	RW1210-2
Voltage	12V
Drive	1/4" Square
Max. Tightening Torque	60 Nm
Max. Tightening Torque By Hand	60 Nm
No Load Speed	0-240 RPM
Weight (w/o battery)	1.22 kg



RW1210-3
12V 3/8" Ratchet Wrench

- Ideal for working in confined spaces
- Convenient forward/reverse lever
- Robust metal gearbox housing for durability
- Utilises brushless technology to vastly increase the longevity of the tool
- Variable speed trigger offers complete control during use

Model	RW1210-3
Voltage	12V
Drive	3/8" Square
Max. Tightening Torque	88 Nm
Max. Tightening Torque By Hand	135 Nm
No Load Speed	0-220 RPM
Weight (w/o battery)	1.22 kg



RW1210-4
12V 1/2" Ratchet Wrench

- Ideal for working in confined spaces
- Convenient forward/reverse lever
- Robust metal gearbox housing for durability
- Utilises brushless technology to vastly increase the longevity of the tool
- Variable speed trigger offers complete control during use

Model	RW1210-4
Voltage	12V
Drive	1/2" Square
Max. Tightening Torque	95 Nm
Max. Tightening Torque By Hand	175 Nm
No Load Speed	0 - 220 RPM
Weight (w/o battery)	1.22 kg



RW1216-3
12V 3/8" Extended Ratchet Wrench

- Enhanced speed for faster fastening
- Extended run-time and life cycle
- Convenient forward/reverse lever
- Robust metal gearbox housing for durability
- Variable speed trigger provides complete control during use
- Ideal for working in confined and hard to reach spaces

Model	RW1216-3
Voltage	12V
Drive	3/8" Square
Max. Tightening Torque	88 Nm
Max. Tightening Torque By Hand	162 Nm
No Load Speed	0 - 280 RPM
Extended Neck Length (to the anvil)	152 mm
Weight (w/o battery)	1.36 kg

BATTERIES & CHARGE TIMES

2.0 Ah

B1225LA



Capacity	2.0 Ah	
Total Cells	3	
Charge Time	Fast Charger	35 - 40 Minutes
	Standard Charger	90 - 95 Minutes
Weight	0.18 kg	

2.5 Ah

B1225LB



Capacity	2.5 Ah (High Capacity)	
Total Cells	3	
Charge Time	Fast Charger	45 - 50 Minutes
	Standard Charger	110 - 120 Minutes
Weight	0.18 kg	

4.0 Ah

B1225LA-2



Capacity	4.0 Ah	
Total Cells	6	
Charge Time	Fast Charger	70 - 80 Minutes
	Standard Charger	180 - 190 Minutes
Weight	0.42 kg	

5.0 Ah

B1225LB-2



Capacity	5.0 Ah (High Capacity)	
Total Cells	6	
Charge Time	Fast Charger	85 - 95 Minutes
	Standard Charger	220 - 230 Minutes
Weight	0.42 kg	

4.0 A

DC12EU07-40



Voltage	12V	
Charge Rate	4.0A	
Battery Type	Li-ion	
Weight	0.56 kg	

1.5 A

DC12EU07-C15



Voltage	12V	
Charge Rate	1.5A	
Battery Type	Li-ion	
Weight	0.26 kg	

OUR MOST POWERFUL | MOST COMPACT | LIGHTEST BATTERY



60V SERIES XTREME POWER

Durofix Xtreme Power series tools are designed with power and efficiency in mind for professional users by utilizing 60V Li-ion battery technology and advanced brushless motors (BLDC).

The 60V Li-ion battery pack - compared to a 20V with the same watt-hours - draws less current, delivers more power, dissipates less heat, and has 35% more run time (60V@2.0Ah vs 20V@6.0Ah).

This series delivers high power, high efficiency, less heat, less maintenance, long run-time, and a longer lifespan.

1 60V PLATFORM

Durofix Xtreme Power series use the same battery platform with its ever-growing and constantly improving product range. The battery pack employs individual cell voltage detection and an intelligent management system to achieve extended life, no memory effect, and low self-discharge.

2 AIO BRUSHLESS MOTOR

Advanced All-In-One brushless motor technologies provide high torque power, high efficiency, longer lifespan and low maintenance features compared with normal motors which require carbon brush replacement.

3 ELECTRONIC TORQUE CONTROL

Selected impact wrenches and impact drivers feature electronic torque controls to let the user select preset torque levels for precise and safe tightening without worrying about over-torque and damage on applications.

4 JUMBO TORQUE

Powerful output, powerful components. Due to the extreme power demanded by our industrial users, we have designed our 60v platform to deliver jumbo amounts of torque. We have the world's most powerful battery-powered impact wrench with over 4,000 Nm nut-busting torque. With all this power the internal components need to be just as powerful to maintain a safe level of operation which should lead to more robust tools that stand the test of time.

5 SAME CAPACITY, MORE POWER

The 60V Li-ion battery pack - compared to a 20V with the same watt-hours capacity (60V@2.0Ah is 120 Wh which is the same as 20V@6.0Ah) - draws less current, delivers more power, dissipates less heat, and can have up to 50% longer run-time*

*Test was carried out August 23 where two impact wrenches completed several fixings until the battery depilated with them being identical except for running @ 20v compared to 60v. 20v achieved 59 fixings and the 60v achieved 89 fixings demonstrating that by switching to 60v you can get more than 50% output.



PADS
APPROVED

NETWORK RAIL 0039/127078

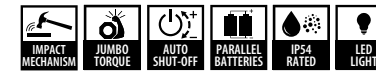


XTREME
POWER 60V SERIES

IMPACT WRENCHES



ETC
ELECTRONIC TORQUE CONTROLLED
BLDC MOTOR **AIO ALL IN ONE MOTOR**



RI60176 60V Brushless 1" Jumbo Impact Wrench

- Network Rail pads approved - Catalogue 0039/127077
- World's most powerful battery-powered impact wrench for Pneumatic replacement-free from compressor & hoses
- Removable & adjustable side handle
- Parallel battery system for double capacity & run-time
- Auto shut-off for 4 different torque settings

Option	RI60176
Voltage	60V
Drive Size	1" Square
Max. Tightening Torque	340 / 680 / 1,080 / 1,690 / 3,000 Nm
Max. Reverse Torque	4,067 Nm
No Load Speed	0 - 1,200 RPM
Impacts per Minute	0 - 1,450 IPM
Tool Weight (w/o battery)	10.44 kg

ETC
ELECTRONIC TORQUE CONTROLLED
BLDC MOTOR **AIO ALL IN ONE MOTOR**



RI60176E 60V Brushless 1" Extended Anvil Jumbo Impact Wrench

- Network Rail pads approved - Catalogue 0039/127078
- Long 6" anvil length ensuring accessibility to get hard to reach places with extreme torque
- World's most powerful battery-powered impact wrench for Pneumatic replacement-free from compressor & hoses
- Removable & adjustable side handle
- Parallel battery system for double capacity & run-time
- Auto shut-off for 4 different torque settings

Option	RI60176E
Voltage	60V
Drive Size	6" Square
Max. Tightening Torque	340 / 680 / 1,080 / 1,690 / 3,000 Nm
Max. Reverse Torque	4,067 Nm
No Load Speed	0 - 1,200 RPM
Impacts per Minute	0 - 1,450 IPM
Tool Weight (w/o battery)	11.1 kg

IMPACT
WRENCHES



RI60164
60V Brushless 1/2" & 3/4" Jumbo Impact Wrench

- Extended run-time and lifespan
- Robust metal gearbox housing for durability
- Integrated LED light for convenient illumination during work
- Outstanding performance and ergonomic design

Option	RI60164	RI60164-6
Voltage	60V	
Drive Size	1/2" Square	3/4" Square
Max. Tightening Torque	450 / 600 / 1,350 Nm	450 / 600 / 1,450 Nm
Max. Reverse Torque	2,050 Nm	2,175 Nm
No Load Speed	0 - 900 / 0 - 1,200 / 0-1,600 RPM	
Impact per Minute	0 - 2,400 IPM	
Tool Weight (w/o battery)	2.94 kg	



RI60165A1
60V Brushless 1/4" Impact Driver

- Advanced electronic torque and speed control
- Extended run-time and lifespan
- Three fastening modes tailored for diverse applications
- Robust metal gearbox housing for durability
- Integrated LED light for convenient illumination during work

Option	RI60165A1
Voltage	60V
Drive Size	1/4" Hex Shank
Max. Tightening Torque	100 / 180 / 270 Nm
No Load Speed	1,200 / 1,900 / 3,000 RPM
Impacts per Minute	0 - 3,000 IPM
Tool Weight (w/o battery)	1.1 kg



RI60166A1
60V Brushless 1/2" Impact Wrench

- Advanced electronic torque and speed control
- Extended run-time and lifespan
- Three fastening modes tailored for diverse applications
- Robust metal gearbox housing for durability
- Sturdy metal gearbox housing for durability
- Integrated LED light for convenient illumination during work

Option	RI60166A1
Voltage	60V
Drive Size	1/2" Square
Max. Tightening Torque	100 / 300 / 500 Nm
Max. Reverse Torque	800 Nm
No Load Speed	1,500 / 1,800 / 2,500 RPM
Impacts per Minute	0 - 3,000 IPM
Tool Weight (w/o battery)	1.1 kg



RI60180A2-6
60V Brushless 3/4" Railway Impact Wrench

- Network Rail pads approved - Catalogue 0039/127079
- Parallel battery system for double capacity & run-time
- Railway maintenance made easy with extended handle design
- 36-stage torque settings for auto-shut-off
- Integrated LED light for convenient illumination during work

Option	RI60180A2-6
Voltage	60V
Drive Size	3/4" Square
Max. Tightening Torque	1,450 Nm
Max. Reverse Torque	2,175 Nm
No Load Speed	0 - 1,600 RPM
Impacts per Minute	0 - 2,000 IPM
Tool Weight (w/o battery)	5.88 kg



RK60132
60V 2-Speed Jumbo Hammer Drill

- Extended run-time and lifespan
- 21 torque settings, drill mode, and hammer drill mode
- Robust metal gearbox housing for durability
- Built-in LED light for convenient illumination during work
- 2-speed control, up to 2,000 RPM

Option	RK60132
Voltage	60V
Chuck Capacity	1/2"
Max. Torque	120 Nm
No Load Speed	0 - 550 / 0 - 2,000 RPM
Blows per Minute	30,000 BPM
Tool Weight (w/o battery)	1.62 kg



RY6001
60V Rotary Hammer Drill

- 3-mode selector switch with drill mode, hammer drill mode, and hammer mode
- Chisel positioning
- Side handle reduces user fatigue
- Built-in LED light for convenient illumination during work

Option	RY6003
Voltage	60V
Chuck	SDS Plus
Impact Energy	1.69 ft-lbs
No Load Speed	0 - 1,700 RPM
Blows per Minute	0 - 5,600 BPM
Tool Weight (w/o battery)	1.66 kg



XTREME
POWER 60V SERIES

GRINDING &
POLISHING



RG6019

60V Brushless Angle Grinder

- Extended run-time and lifespan
- Dust cover design increases performance & extends tool life
- Robust metal gearbox housing for durability
- Spindle lock button design
- Three-position side handle

Option	RG6019-115	RG6019-125
Voltage	60V	
Disk Size	4.5"	5"
No Load Speed	0 - 9,000 RPM	
Spindle Thread	M14	
Tool Weight <small>(w/o battery)</small>	1.86 kg	

RG6020

60V Brushless Angle Grinder

- Extended run-time and low risk of thermal throttling due to efficient 60v platform drawing less current and heat
- Equivalent to 15A corded power performance
- Dual action trigger to eliminate accidental trigger actions
- High performance and advanced ergonomics
- Robust metal gearbox housing for durability
- Three-position side handle

Option	RG6020-150	RG6020-180	RG6020-230
Voltage	60V		
Disk Size	6"	7"	9"
No Load Speed	4,000 / 6,000 / 9,000 RPM	4,000 / 6,000 / 8,000 RPM	6,600 RPM
Spindle Thread	M14		
Tool Weight <small>(w/o battery)</small>	3.67kg	3.77 kg	4.2 kg

GRINDING &
POLISHING



RS6020
60V Brushless Angle 7" Angle Polisher

- Extended run-time and lifespan
- Dust cover design increasing performance & extending tool life
- Robust metal gearbox housing for durability
- Spindle lock button design
- Two position side handle and bail handle



Option	RS6020
Voltage	60V
Disk Size	7" (180 mm)
Spindle	5/8" / M14
Speed Setting (No Load)	800 / 1,000 / 1,200 / 1,400 / 1,600 / 1,800 / 2,000 / 2,200 RPM
Speed Control	8 Settings
Tool Weight (w/o battery)	2.43 kg



XTREME
POWER 60V SERIES

CONCRETE
VIBRATOR



RZ6008
60V Concrete Wallbrator

- High-speed, low-impact vibration ensures effective concrete consolidation without damaging the surface of the ICF
- High efficiency: max no load vibration at up to 13,000 per minute, with up to 200 mins continuous run-time
- Interchangeable attachments for various applications
- Battery pack protective cover and trigger lock
- Perfect for a slabs, steps, and other concrete applications



Option	RZ6008-KCA	RZ6008-25DS	RZ6008-28DL	RZ6008-28FP	RZ6008-28FPL
Voltage	60V				
Vibrations per Minute	9,500 VPM	13,000 VPM	12,500 VPM	12,500 VPM	13,000 VPM
Max. Run-time (2.0Ah Battery)	130 mins	120 mins	100 mins	200 mins	130 mins
Head Dimension (Ø x Length)	Ø 76 mm x 133 mm	Ø 25 x 447 mm	Ø 28 x 635 mm	Ø 28 x 186 mm	Ø 28 x 186 mm
Total Length (w/o battery)	410 mm	748 mm	936 mm	1070 mm	1474 mm
Tool Weight (w/o battery)	3.08 kg	3.28 kg	4.18 kg	2.98 kg	3.98 kg

CONCRETE
VIBRATOR



RL6040

60V Tripod Stand Area Worklight

- Experience a high-intensity 6,000 lumens ultra focus light beam that creates a bright and well-lit environment
- High Coloured Rendered Index enables correct colour reproduction
- Illuminate the entire area without any dark spots or shadows thanks to the 360° non-stop spread of soft light
- Benefit from up to 9 hours of continuous operation with a 2Ah battery, ensuring long-lasting illumination during extended use



Option	RL6040
DC Input Voltage	60V
AC Input Voltage	100-240 V / 50~60 Hz
LED Brightness	6000 Lumens
IP Rating	IP54
Max. DC Power Outlet Load	Max.3A / Max.180W
Max. AC Power Outlet Load	Max.6A / Max.600W
Dimming Range	10% ~ 100%
Tool Weight (w/o battery)	5.4 kg

BATTERIES & CHARGE TIMES

2.5 Ah

B6029LB



4.0 Ah

B6035LE



2.5 A

DC60EU26-C25UK



COMING SOON

1.6/2.1 A

CS-29-60VU



Voltage	60V
Capacity	2.5 Ah
Watts	150 Wh
Charge Time	65 - 75 Minutes
Weight	0.94 kg

Voltage	60V
Capacity	4.0 Ah
Watts	240 Wh
Charge Time	115 - 125 Minutes
Weight	1.53 kg

Voltage	60V
Charge Rate	2.5A
Battery Type	Li-ion
Weight	0.56 kg

Voltage	60V
USB Output	9V @ 1.6A 5V 2.1A
DC Plug Output	12V
LED Working Light	200 Lumens (at 1M / 3.3 ft)
Weight	0.09 kg



PRO-ASSEMBLY

—PROFESSIONAL & PRECISE SERIES—



PRO-ASSEMBLY SERIES PROFESSIONAL & PRECISE

Durofix Pro-Assembly Series offers a range of affordable, efficient, and high-precision power tools that are ideal for all professional assembly operations. These tools use state-of-the-art technologies such as brushless mechanical impact, hydraulic oil pulse, and transducerized sensing to suit various applications and production setups.

We achieve precise torque control by using hydraulic oil pulse and transducerized sensing technologies. The multi-stage electronic torque control ensures error-free production quality. Additionally, select models come with built-in wireless data communication functions, which allow plant managers to supervise and record real-time operation details through the existing PLC system.

1 OIL PULSE TECHNOLOGY

Our cordless platform and patent-pending cooling technology deliver low noise and vibration, wider torque settings, and improve the working environment by decreasing torque reaction force compared to non-oil pulse direct drive tools.

2 WIRELESS DATA COMM

Improve your plant's efficiency with our wireless receiver and Windows app. Remotely monitor and control your devices with ease. Our real-time data helps you record fastening data helping to identify and address issues quickly, saving you time and money.

3 AIO BRUSHLESS MOTOR

Advanced All-In-One brushless motor technologies provide high torque power, high efficiency, longer lifespan and low maintenance features compared with normal motors which require carbon brush replacement.

4 ELECTRONIC TORQUE CONTROL

Select impact wrenches and drivers feature electronic torque controls, allowing users to select pre-set torque levels for safe tightening without worrying about over-torque and damage.

5 ELECTRONIC PULSE SYSTEM

An electronic pulse system is an algorithm to reduce the reactive force of direct drive tools once they reach the desired torque. This is accomplished by pulsing the electric motor, instead of applying continuous power, which ultimately reduces the overall reactive force applied to the user.



PRO-ASSEMBLY
—PROFESSIONAL & PRECISE SERIES—

**OIL
PULSE**



BLDC MOTOR **Wireless** **AIO ALL IN ONE MOTOR**

OIL PULSE **AUTO SHUT-OFF** **LOW VIBRATION** **BUZZER** **LED LIGHT**

RZ4012 SERIES

40V Brushless Oil Pulse Pistol

- The oil pulse unit uses oil hydraulics to effectively reduce torque reaction, vibration, and noise
- Precise auto shut-off when it reaches the desired torque with LED and buzzer indicator of joint status for either good or not-good fixing
- Built-in 2-way wireless communication that can connect to a PLC unit or computer
- The brushless motor ensures the use of wear-free components, which reduces maintenance costs and extends the life cycle of the product

Model	RZ4012-3-WR12	RZ4012-3-WR25	RZ4012-3-WR60
Voltage	40V		
Drive	3/8" Square		
Torque Range	5 - 12 Nm	12 - 25 Nm	20 - 60 Nm
Programmable Speed	800 - 6,000 RPM		
Noise Level	Sound Pressure Level (L _{pa})	73.3 dB(A)	
	Noise Uncertainty (K Factor)	3.0 dB(A)	
Vibration Value	Average Vibration Level (A _v)	2.97 m/s ²	
	Uncertainty Level (K Factor)	1.5 m/s ²	
Length (w/o battery)	26.2 cm		
Tool Weight (w/o battery)	2.25 kg		

**OIL
PULSE**



PRO-ASSEMBLY
—PROFESSIONAL & PRECISE SERIES—

**CLUTCH
TOOLS**



BLDC MOTOR **Wireless** **AIO ALL IN ONE MOTOR**

MECHANICAL CLUTCH **ANGLED SOCKET** **AUTO SHUT-OFF** **LOW VIBRATION** **SUZZER** **LED LIGHT**

RV2047 SERIES

20V Brushless Angle Precision Nutrunner

- Precise auto shut-off when it reaches the desired torque with LED and buzzer indicator of joint status for either good or not-good fixing
- Built-in 2-way wireless communication that can connect to a PLC unit or computer
- The mechanical clutch technology enables precise and repeatable performance with minimal maintenance expenses
- Robust 90° angled head ensures precise torque in hard-to-reach places
- Improved ergonomics, weight, and reaction force with li-ion compact battery for fatigue-free working
- The brushless motor ensures the use of wear-free components, which reduces maintenance costs and extends the life cycle of the product

Model	RV2047-3-WR12	RV2047-WR30	RV2047-WR45	RV2047-WR70	RV2047-WR90
Voltage	20V				
Drive	3/8" Square			1/2" Square	
Torque Range	3 - 12 Nm	8 - 30 Nm	18 - 45 Nm	20 - 70 Nm	40 - 90 Nm
Programmable Speed	840 - 1,200 RPM	210 - 300 RPM		160 RPM	100 RPM
Accuracy	Cmk (based on 6 σ) ≥ 1.67 at ±10%				
Noise Value	Sound Pressure Level (L _{pk})		74.0 dB(A)		
	Noise Uncertainty (K Factor)		3.0 dB(A)		
Vibration Value	Average Vibration Level (A _v)		10.48 m/s ²		
	Uncertainty Level (K Factor)		1.5 m/s ²		
Length (w/o battery)	44.5 cm			49 cm	
Tool Weight (w/o battery)	1.6 kg	1.7 kg		2.1 kg	



RV2048-WR2



RV2048-WR6



RV2048-WR12

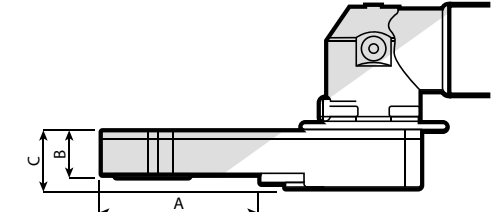
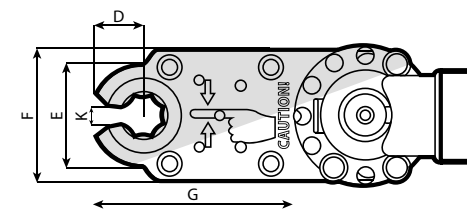


RV2048 SERIES

20V Brushless Precision Pistol

- Precise auto shut-off when it reaches the desired torque with LED and buzzer indicator of joint status for either good or not-good fixing
- Built-in 2-way wireless communication that can connect to a PLC unit or computer
- OLED display for instant achieved torque, angle, and batch count information
- Enhanced ergonomics, lightweight design, coupled with responsive power delivery for effortless and enduring productivity
- Exceeding Cmk (based on 6 σ) ≥ 1.67 at $\pm 10\%$
- The brushless motor ensures the use of wear-free components, which reduces maintenance costs and extends the life cycle of the product

Model	RV2048-WR2	RV2048-WR6	RV2048-WR12
Voltage	20V		
Drive	1/4" Hex Drive		
Torque Range	0.5 - 2 Nm	1 - 6 Nm	3 - 12 Nm
Programmable Speed	700 - 1,000 RPM		
Accuracy	Cmk (based on 6 σ) ≥ 1.67 at $\pm 10\%$		
Noise Value	Sound Pressure Level (L_{pa})	74.0 dB(A)	
	Noise Uncertainty (K Factor)	3.0 dB(A)	
Vibration Value	Average Vibration Level (A_v)	0.3474 m/s ²	
	Uncertainty Level (K Factor)	1.5 m/s ²	
Length (w/o battery)	21 cm		
Tool Weight (w/o battery)	1.1 kg		



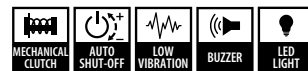
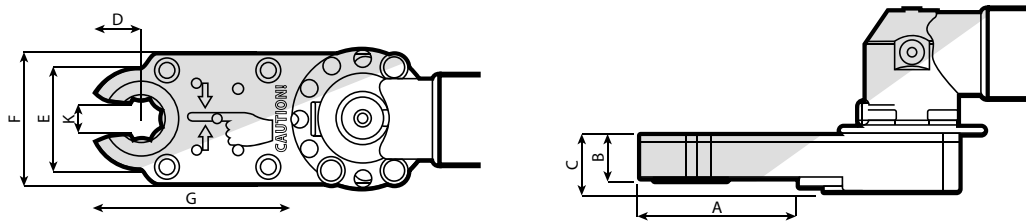
RV2017 SERIES

20V Brushless Standard Type Open Tube Nut Runner

- Precise auto shut-off when it reaches the desired torque with LED and buzzer indicator of joint status for either good or not-good fixing
- The mechanical clutch technology enables precise and repeatable performance with minimal maintenance expenses
- Built-in 2-way wireless communication that can connect to a PLC unit or computer
- Improved ergonomics, weight, and reaction force with li-ion compact battery for fatigue-free working
- The brushless motor ensures the use of wear-free components, which reduces maintenance costs and extends the life cycle of the product

Model	RV2017-WR12	RV2017-WR20	RV2017-WR27
Voltage	20V		
Hex Size	7,8,9,10,11,12,13,14,15,16 mm	17,18,19,20,21,22,23 mm	24,25,27,29,30,32 mm
Torque Range	3 - 12 Nm	6 - 20 Nm	8 - 27 Nm
Programmable Speed	525 - 750 RPM	350 - 500 RPM	262 - 375 RPM
Length (w/o battery)	53.9 cm	56.3 cm	58.7 cm
Tool Weight (w/o battery)	1.95 kg	2.09 kg	2.32 kg

Product Number	A	B	C	D	E	F	G	K
RV2017-WR12	46.2 mm	14 mm	18 mm	13.6 mm	31 mm	40 mm	58.8 mm	5 - 10.9 mm
RV2017-WR20	57.2 mm	14 mm	18 mm	20.6 mm	46.6 mm	48 mm	83.2 mm	11.3 - 15.5 mm
RV2017-WR27	71 mm	14 mm	18 mm	26.6 mm	59 mm	59 mm	106.6 mm	16.1 - 21.2 mm



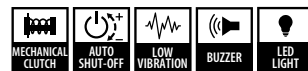
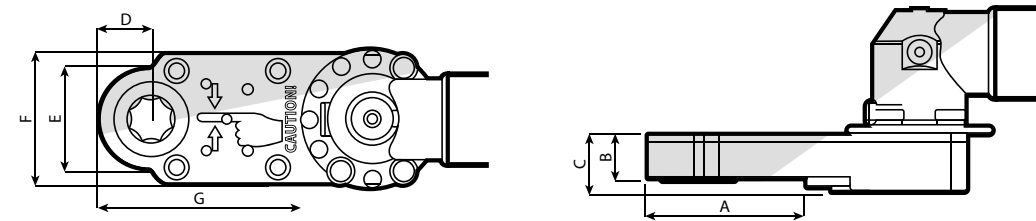
RV2027 SERIES

20V Brushless Insert Type Open Tube Nut Runner

- Precise auto shut-off when it reaches the desired torque with LED and buzzer indicator of joint status for either good or not-good fixing
- The mechanical clutch technology enables precise and repeatable performance with minimal maintenance expenses
- Built-in 2-way wireless communication that can connect to a PLC unit or computer
- Improved ergonomics, weight, and reaction force with li-ion compact battery for fatigue-free working
- The brushless motor ensures the use of wear-free components, which reduces maintenance costs and extends the life cycle of the product

Model	RV2027-WR12	RV2027-WR20	RV2027-WR27
Voltage	20V		
Hex Size	7, 8, 9, 10, 11 mm	12, 13, 14, 15, 16 mm	17, 18, 19, 20, 21, 22 mm
Torque Range	3 - 12 Nm	6 - 20 Nm	8 - 27 Nm
Programmable Speed	525 - 750 RPM	350 - 500 RPM	262 - 375 RPM
Length (w/o battery)	53.9 cm	56.3 cm	58.7 cm
Tool Weight (w/o battery)	1.95 kg	2.09 kg	2.32 kg

Product Number	A	B	C	D	E	F	G	K
RV2027-WR12	46.2 mm	14 mm	18 mm	13.6 mm	31 mm	40 mm	58.8 mm	7.1 - 11.1 mm
RV2027-WR20	46.2 mm	14 mm	18 mm	13.6 mm	31 mm	40 mm	58.8 mm	12.1 - 16.1 mm
RV2027-WR27	57.2 mm	14 mm	18 mm	20.6 mm	46.6 mm	48 mm	83.2 mm	17.1 - 22.1 mm



RV2037 SERIES

20V Brushless Closed Tube Nut Runner

- Precise auto shut-off when it reaches the desired torque with LED and buzzer indicator of joint status for either good or not-good fixing
- The mechanical clutch technology enables precise and repeatable performance with minimal maintenance expenses
- Built-in 2-way wireless communication that can connect to a PLC unit or computer
- Improved ergonomics, weight, and reaction force with li-ion compact battery for fatigue-free working
- The brushless motor ensures the use of wear-free components, which reduces maintenance costs and extends the life cycle of the product

Model	RV2037-WR12	RV2037-WR20	RV2037-WR27
Voltage	20V		
Hex Size	7, 8, 9, 10, 11, 12, 13, 14, 15, 16 mm	17, 18, 19, 20, 21, 22, 23 mm	24, 25, 27, 29, 30, 32 mm
Torque Range	3 - 12 Nm	6 - 20 Nm	8 - 27 Nm
Programmable Speed	525 - 750 RPM	350 - 500 RPM	262 - 375 RPM
Length (w/o battery)	53.9 cm	56.3 cm	58.7 cm
Tool Weight (w/o battery)	1.97 kg	2.11 kg	2.34 kg

Product Number	A	B	C	D	E	F	G	K
RV2037-WR12	48.1 mm	14 mm	18 mm	15.5 mm	31 mm	31 mm	40 mm	60.6 mm
RV2037-WR20	59.1 mm	14 mm	18 mm	22.5 mm	46.6 mm	46.6 mm	48 mm	85 mm
RV2037-WR27	72.9 mm	14 mm	18 mm	28.5 mm	59 mm	59 mm	59 mm	108.4 mm



PRO-ASSEMBLY
—PROFESSIONAL & PRECISE SERIES—

TRANSDUCERIZED TOOLS



BLDC MOTOR **Wireless** **AIO ALL IN ONE MOTOR**

TRANSDUCER **AUTO SHUT-OFF** **LOW VIBRATION** **BUZZER** **LED LIGHT**

RV2052 SERIES
20V Transducerized Precision Pistol

- OLED display for instant achieved torque, angle, and batch count information
- Incorporates a built-in transducer that is ideal for safety-critical applications with real-time torque feedback
- Built-in 2-way wireless communication that can connect to a PLC unit or computer
- Precise auto shut-off when it reaches the desired torque with LED and buzzer indicator of joint status for either good or not-good fixing
- The brushless motor ensures the use of wear-free components, which reduces maintenance costs and extends the life cycle of the product

Model	RV2052-WR8	RV2052-WR18	RV2052-WR24
Voltage	20V		
Drive	1/4" Hex Drive		
Torque Range	1 - 8 Nm	3 - 18 Nm	6 - 24 Nm
No Load Speed	50 - 1,200 RPM	50 - 800 RPM	50 - 600 RPM
Accuracy	Cmk (based on 6 σ) ≥ 1.67 at ±10%		
Noise Value	Sound Pressure Level (L _{PA})	69.2 dB(A)	
	Noise Uncertainty (K Factor)	80.2 dB(A)	
Vibration Value	Average Vibration Level (A _v)	1.35 m/s ²	
	Uncertainty Level (K Factor)	1.5 m/s ²	
Length (w/o battery)	21.2 cm		
Tool Weight (w/o battery)	1.00 kg		

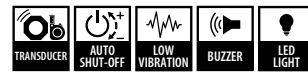
TRANSDUCERIZED TOOLS



RV2054-WR8 / RV2054-WR18



RV2054-3-WR8 / RV2054-3-WR18 / RV2054-3-WR24



RV2054 SERIES

20V Transducerized EPS Precision Pistol

- Incorporates a built-in transducer that is ideal for safety-critical applications with real-time torque feedback
- The Electronic Pulse System (EPS) is designed to reduce the reaction force
- Precise auto shut-off when it reaches the desired torque with LED and buzzer indicator of joint status for either good or not-good fixing
- OLED display for instant achieved torque, angle, batch count information
- Built-in 2-way wireless communication that can connect to a PLC unit or computer
- The brushless motor ensures the use of wear-free components, which reduces maintenance costs and extends the life cycle of the product

Model	RV2054-WR8	RV2054-3-WR8	RV2054-WR18	RV2054-3-WR18	RV2054-3-WR24
Voltage	20V				
Drive	1/4" Hex Drive	3/8" Square	1/4" Hex Drive	3/8" Square	
Torque Range	1 - 8 Nm		3 - 18 Nm		6 - 24 Nm
No Load Speed	50 - 1,200 RPM		50 - 800 RPM		50 - 600 RPM
Accuracy	Cmk (based on 6 σ) ≥ 1.67 at ±10%				
Length (w/o battery)	21.2 cm				
Noise Value	Sound Pressure Level (L _{pa})		69.2 dB(A),		
	Noise Uncertainty (K Factor)		80.2 dB(A)		
Vibration Value	Average Vibration Level (A _v)		1.35 m/s ²		
	Uncertainty Level (K Factor)		1.5 m/s ²		
Tool Weight (w/o battery)	1.00 kg				



RV2053 SERIES

20V Transducerized EPS Precision Nutrunner

- Incorporates a built-in transducer that is ideal for safety-critical applications with real-time torque feedback
- OLED display for instant achieved torque, angle, and batch count information
- Built-in 2-way wireless communication that can connect to a PLC unit, computer, or mobile device
- The Electronic Pulse System (EPS) is designed to reduce the reaction force
- The brushless motor ensures the use of wear-free components, which reduces maintenance costs and extends the life cycle of the product
- Precise auto shut-off when it reaches the desired torque with LED and buzzer indicator of joint status for either good or not-good fixing

Model	RV2053-WR45	RV2053-WR80	RV2053-WR120
Voltage	20V		
Drive	1/2" Square		
Torque Range	8 - 45 Nm	12 - 80 Nm	40 - 120 Nm
Programmable Speed	20 - 320 RPM	20 - 130 RPM	20 - 100 RPM
Accuracy	Cmk (based on 6 σ) ≥ 1.67 at ±10%		
Length (w/o battery)	52.5 cm	55.5 cm	
Tool Weight (w/o battery)	2.10 kg	2.5 kg	

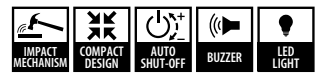


PRO-ASSEMBLY
—PROFESSIONAL & PRECISE SERIES—

**IMPACT
WRENCHES**



BLDC MOTOR **AIO ALL IN ONE MOTOR** **ETC**
ELECTRONIC TORQUE CONTROLLED



RI20126 SERIES
20V Brushless 1/2" Impact Wrench

- 1/2" Square drive with a 50-stage pre-set torque ranging from 25 to 170 Nm
- Precise auto shut-off when it reaches the desired torque with LED and buzzer indicator of joint status for either good or not-good fixing
- Patented Electronic Torque Control (ETC) for precise torque cut off
- Features a display showing torque stage and error messages
- The brushless motor ensures the use of wear-free components, which reduces maintenance costs and extends the life cycle of the product

Model	RI20126
Voltage	20V
Drive	1/2" Square
Tightening Torque	250 Nm
Reverse Torque	375 Nm
No Load Speed	0 - 2,600 RPM
Impact Per Minute	0 - 3,000 IPM
Control Torque Range	25 - 170 Nm
Length (w/o battery)	20 cm
Tool Weight (w/o battery)	1.96 kg

**IMPACT
WRENCHES**



RI2036 SERIES

20V Brushless 1/2" Jumbo Impact Wrench

- 1/2" Square drive with 28-stage pre-set torque settings ranging from 60 to 700 Nm
- The tool boasts a sturdy metal alloy gearbox, a responsive variable speed trigger, and a built-in LED light with a battery indicator
- Patented Electronic Torque Control (ETC) for precise torque cut off
- The brushless motor ensures the use of wear-free components, which reduces maintenance costs and extends the life cycle of the product

Model	RI2036A1	RI2036A2	RI2036A3
Voltage		20V	
Drive		1/2" Square	
Tightening Torque		800 Nm	
Reverse Torque		1,100 Nm	
No Load Speed		0 - 2,200 RPM	
Impact Per Minute		0 - 2,000 IPM	
Control Torque Range	80 - 480 Nm	100 - 700 Nm	60 - 600 Nm
Length (w/o battery)		23.5 cm	
Tool Weight (w/o battery)		2.5 kg	



PRO-ASSEMBLY

—PROFESSIONAL & PRECISE SERIES—

RIVET GUN



RV20108

20V Brushless Rivet Gun

- It supports various rivet materials, including aluminium, steel (up to 6.4mm), and stainless steel (up to 4.8mm)
- Capable of accommodating blind rivets with diameters of up to 6.4mm
- One-touch trigger & reverse function, ensuring ease of use and quick operation
- The tool features an Integrated Mandrel Collector capable of holding up to 200 mandrels with a nozzle (nose piece) holder
- The brushless motor ensures the use of wear-free components, which reduces maintenance costs and extends the life cycle of the product

Model	RV20108	
Voltage	20V	
Blind Rivet Size	3.2 / 4.0 / 4.8 / 6.4 mm	
Max Setting Force	20,000 N	
Noise Value	Sound Pressure Level (L_{pA})	76.14 dB(A)
	Noise Uncertainty (K Factor)	3 dB(A)
Vibration Value	Average Vibration Level (A_v)	0.66 m/s ²
	Uncertainty Level (K Factor)	1.5 m/s ²
Length (w/o battery)	25 cm	
Tool Weight (w/o battery)	2.3 kg	

BATTERIES & CHARGE TIMES

2.0 Ah
B2036LA



Voltage	20v
Capacity	2.0 Ah
Watts	40 Wh
Charge Time	30 - 45Minutes
Weight	0.4 kg

2.5 Ah
B2036LB



Voltage	20v
Capacity	2.5 Ah
Watts	50 Wh
Charge Time	35 - 50 Minutes
Weight	0.4 kg

4.0 Ah
B2036LA-2



Voltage	20v
Capacity	4.0 Ah
Watts	80 Wh
Charge Time	60 - 90 Minutes
Weight	0.7 kg

5.0 Ah
B2036LB-2



Voltage	20v
Capacity	5.0 Ah
Watts	100 Wh
Charge Time	70 - 95 Minutes
Weight	0.7 kg

2.0 Ah
B4029LA



Voltage	40v
Capacity	2.0 Ah
Watts	80 Wh
Charge Time	40 Minutes
Weight	0.7 kg

3.0 A
DC20EU28-C30UK



Voltage	40v
Charge Rate	3.0 A
Battery Type	Li-ion
Weight	0.40 kg

6.0 A
DC20EU26-C60UK



Voltage	20v
Charge Rate	6.0 A
Battery Type	Li-ion
Weight	0.60 kg

3.5 A
DC40EU26-C35UK



Voltage	40v
Charge Rate	3.5 A
Battery Type	Li-ion
Weight	0.56 kg

I/O RECEIVERS



DR001
1-to-1 communication
compatible with PLC



DR002
10-to-1 communication
compatible with PLC



DUROFIX™

Manufacturers of Precision & Power



Durofix USA

9168 Pittsburgh Ave.,
Rancho Cucamonga,
91730,
United States

Phone: +1 909-980-3323

Email: info@durofix.com
www.durofix.com

Durofix UK

Mobiletron UK Limited
Unit 80 Roman Way Ind Est,
Longridge Road, Preston,
Lancashire, PR2 5BE,
United Kingdom

Phone: +44 (0) 1772 693 780

Email: info@durofix.co.uk
www.durofix.co.uk

Durofix Taiwan

85, Sec.4 Chung-Ching Road,
TaYa District,
Taichung City 428,
Taiwan

Phone: +886-(0)4-25683366

Email: info@durofix.com.tw
www.durofix.com.tw

Durofix China

C6, Zone A,
Far East Industry City Yuyao,
Zhejiang,
315400,
China

Phone: +86-(0)574-62760669

Email: info@mobiletron.com
www.mobiletron.com

DUROFIX™

Mobiletron UK Limited

Unit 80 Roman Way Ind Est,
Longridge Road, Preston, Lancashire,
PR2 5BE, United Kingdom

Phone: +44 (0) 1772 693 780

Email: info@durofix.co.uk
www.durofix.co.uk

[f](#) [@](#) [t](#) [in](#) @durofixUK

Follow us on social media for the latest Durofix news and updates.