

Instructions for Setting Up and Using the Couch / Chair Mounting Accessory Kit

This kit contains everything you need to easily use a ButtKicker LFE or mini LFE with most chairs or couches.

Parts included:


CMAK Plate - 1

RI-K28 Rubber Isolator Feet - 5

Rubber Furniture pad - 1

Hardware Package for BK-LFE (4 each: 6mm carriage bolt, star washer, acorn nut)

Hardware Package for BK-mini (3 each: 6mm hex bolt, hex nut, 6 each: star washer)



To attach the BK-LFE to the CMAK:

- 1) Insert carriage bolts up from bottom of CMAK in the square holes and through the LFE feet.
- 2) Attach star washer and acorn nut to each Carriage bolt.
- 3) Tighten acorn nuts with included wrench.
- 4) Remove backing from furniture pad and apply to open area on CMAK, close to the BK-LFE. The furniture pad does not need to be centered on the plate
- 5) The BK-LFE can be used on both couches and chairs.

To attach the BK-mini to the CMAK:


- 1) Insert hex bolts through one star washer, then through BK-mini foot and into a round CMAK hole.
- 2) On underside of the CMAK, apply one star washer and nut to each bolt.
- 3) Tighten the nut with the included wrench.
- 4) Remove backing from the Furniture pad and apply to the open area of the CMAK, close to the BK-mini. The furniture pad does not need to be centered on the plate
- 5) The ButtKicker mini LFE/mini Concert can be used on chairs, they are not powerful enough to be used on a couch.

Place CMAK plate under one leg of the couch or chair so that the transducer is close to but not touching the furniture. Replace the furniture's hard plastic feet with the included RI-K28 isolator feet.

Correct




Incorrect



Correct



Incorrect



Note: With longer couches, placing the ButtKicker and mounting plate at one corner will mean that the person sitting on that end of the furniture may experience slightly more shake from the ButtKicker than those seated in the center and farthest away seats. This is normal and may vary according to the size, type and construction of your furniture.

- There may be enough free space under the furniture to hide the ButtKicker “inside” the furniture. You may have to remove dust cover to see if this space exists on your furniture.
- If there isn't enough space under the furniture, the ButtKicker will extend to the side or rear of the furniture. The mounting plate was designed to make this as unobtrusive as possible.

VERY IMPORTANT Using the Rubber Isolators Under Your Furniture's Other Legs:

The performance of your ButtKicker system will be greatly enhanced by using the included rubber isolator feet. This improvement is regardless of the surface the furniture rests on (hardwood, carpet, tile, etc).

- Start by putting one isolator under each corner leg and then use the rest of the isolators for any additional legs that are unsupported. The isolators can be placed under the legs without using screws.
- However, if possible, use the supplied screws to secure the isolators to the leg.

Support:

Please **DO NOT** contact the store where you purchased this product for support.

Contact: The Guitammer Company

Email us at: support@guitammer.com

Visit us online at: www.thebuttkicker.com

Warranty:

This Guitammer Company product is warranted against defects in materials and workmanship for a period of one (1) year from the date of purchase by the original end user. Items returned for repair under warranty will be repaired or replaced at the sole discretion of The Guitammer Company without charge for materials or labor, providing such items are returned for inspection, transportation prepaid, to The Guitammer Company or an authorized service center all repaired or replaced items will be returned freight collect. Warranties do not apply to products that have been subjected to abuse, accident, modifications, improper handling or installation, or repairs made by anyone other than The Guitammer Company or an authorized service center. The Guitammer Company shall be the final authority in the determination of all warranty service claims.