

Primers

1099HS 2K Primer Filler

Product Description






Polyurethane Primer Filler for covering body filler/existing finishes, with great filling power and adhesion. 4:1:10-20%
This product is perfect for restoration work or smash repairs, easy to sand, high build, quick drying.

Technical Characteristics

Colour: Grey Shelf life: 24 months at 25°C Theoretical spreading rate: 250-300 m²/l (avg) at 1 µm

Pre-treatment

Degrease with HAMR PREPSOLVE.
Wash off residues and dry thoroughly.
Re-clean with HAMR PREPSOLVE. The use of a tack rag is recommended.
Wet flat with P600-800 grade paper or dry flat with P240-360 grade paper.

 Mixing Ratio  Spray Viscosity Potlife  Sprayguns  Application  Drying	1099HS Primer 100 (vol) 100 g 1090 Hardener 25 (vol) 19 g 950 Thinner 10-20(vol) 8-18 g								
	Mix well and strain before application. Note: 940 is for temperatures between 5°C – 15°C 950 is for temperatures between 15°C – 25°C 960 is for temperatures above 25°C 970 is for temperatures above 35°C.								
	24 seconds DIN 4 cup 25°C 1-1.5 hours at 25°C								
	<table border="0"> <tr> <td>HVLP gravity-feed spraygun</td> <td>1.8 mm</td> <td>1.5 – 2.0 bar</td> <td>15 – 20 cm</td> </tr> <tr> <td>Compliant gravity-feed spraygun</td> <td>1.8 mm</td> <td>3.0 – 4.0 bar</td> <td>20 – 25 cm</td> </tr> </table>	HVLP gravity-feed spraygun	1.8 mm	1.5 – 2.0 bar	15 – 20 cm	Compliant gravity-feed spraygun	1.8 mm	3.0 – 4.0 bar	20 – 25 cm
	HVLP gravity-feed spraygun	1.8 mm	1.5 – 2.0 bar	15 – 20 cm					
Compliant gravity-feed spraygun	1.8 mm	3.0 – 4.0 bar	20 – 25 cm						
Number of coats: 2 thin + 2 wet coats Flash-off: 8 – 12 mins Film thickness: 180 – 260 µm									
<table border="0"> <tr> <td>Drying</td> <td>25°C</td> <td>60°C</td> </tr> <tr> <td>Dust free after</td> <td>15 – 20 mins</td> <td>–</td> </tr> <tr> <td>Fully cured after</td> <td>3-4 hours</td> <td>30 mins</td> </tr> </table> <p>(Final cure dependent upon film thickness)</p>	Drying	25°C	60°C	Dust free after	15 – 20 mins	–	Fully cured after	3-4 hours	30 mins
Drying	25°C	60°C							
Dust free after	15 – 20 mins	–							
Fully cured after	3-4 hours	30 mins							
Further Treatment	After fully cured, sanding is required before colour application.								

The products are suitable for professional use only. The data contained in this publication are based on our current knowledge and experience. You can obtain the latest version of technical data sheet directly from your supplier.