

GRAND SERIES

MEETS ANSI STANDARD A156.2,
GRADE 2 TUBULAR LEVERSETS



**LIFETIME
WARRANTY**

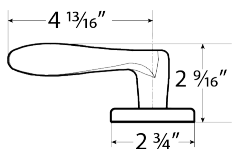
MEETS
The Buy American Act



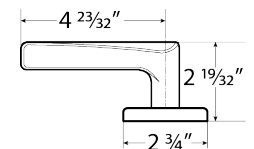
Meets ADA requirements
Specially designed for Barrier Free Application
Conforms with ANSI / BHMA A156.2, Series 4000,
Grade 2 Requirements, Exceeds 400,000 Cycles



**GERARD "GER"
DESIGN (HANDED)**



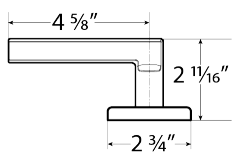
**VALENCIA "VAL"
DESIGN (HANDED)**



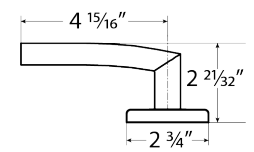
**ATHENS "ATH"
DESIGN (NON-HANDED)**



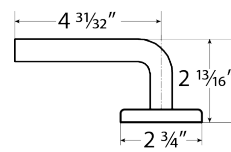
**FORREST "FOR"
DESIGN (NON-HANDED)**



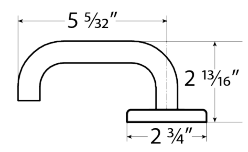
**JASPER "JAS"
DESIGN (NON-HANDED)**



**NELSON "NEL"
DESIGN (NON-HANDED)**



**WILSON "WIL"
DESIGN (NON-HANDED)**



SPECIFICATIONS

APPLICATIONS

For hotel / guest rooms, high-end apartments, condominiums, office buildings, and home offices.

BACKSET

2 3/4" or 2 3/8" backset. *Optional 90-Minute Fire Rated UL Listed Latch* also available. Specify when ordering.

LATCH FACEPLATE

2 1/4" x 1" faceplate with plastic filler for 2 3/4" backset.
2 1/4" x 1" faceplate for 2 3/8" backset.

STRIKES

T-Strike standard. Optional ANSI and Full Lip Strike available.

DOOR RANGES

1 3/8" to 1 3/4" thickness doors. 2" thickness available upon request.

EXPOSED TRIM

Stainless Steel or Zinc casting, plated to match trim finish.

HANDING

GERARD and **VALENCIA** lever designs are handed, field reversible. Must specify R (Right) or L (Left) when ordering.

KICK-OFF FEATURE ON PRIVACY FUNCTION

Privacy function automatically unlocks if door is locked prior to closing.

Inside lever always retracts latch. Outside lever is locked by locking pin from inside and unlocked by turning inside lever, closing door, or using emergency pin on outside lever.

ANSI STANDARDS

Meets or exceeds requirements of BHMA / ANSI A156.2 Series 4000, Grade 2 (FF-H 106C), 400,000 cycles.

GRAND SERIES FINISHES AND FUNCTIONS



for ATHENS, JASPER, NELSON, and WILSON lever designs only

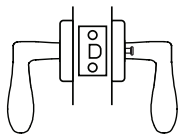
FINISHES AVAILABLE		
BHMA SYMBOL	US CODE	DESCRIPTION
622	US1	Flat Black Coated
613E	US10BE	Dark Oxidized Satin Bronze, Equivalent
629	US32	Polished Stainless Steel
630	US32D	Satin Stainless Steel

for GERARD, VALENCIA, and FORREST lever designs only

FINISHES AVAILABLE		
BHMA SYMBOL	US CODE	DESCRIPTION
622	US1	Flat Black Coated
605	US3	Polished Brass
606	US4	Satin Brass
612	US10	Satin Bronze
613E	US10BE	Dark Oxidized Satin Bronze, Equivalent
619	US15	Satin Nickel
625	US26	Polished Chrome
626	US26D	Satin Chrome

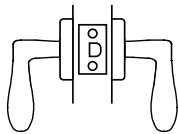
**NON-STOCK ITEMS AVAILABLE WITH FACTORY LEAD TIME.
SAMPLES FOR SUBMITTAL ARE AVAILABLE IN
US32D, US26D, US26 & US1 FINISH. CONSULT FACTORY.**

ATH20
ANSI: F76



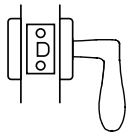
PRIVACY LOCK
Latch bolt operated by lever from either side. Outside lever is locked by push button inside and unlocked by emergency release outside. Turning inside lever or closing door releases push button.

ATH30
ANSI: F75



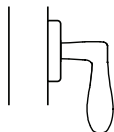
PASSAGE SET
Latch bolt operated by lever from either side at all times.

ATH50
ANSI: F89



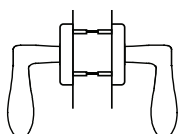
EXIT LOCK
Blank plate outside. Inside lever always unlocked.

ATH40

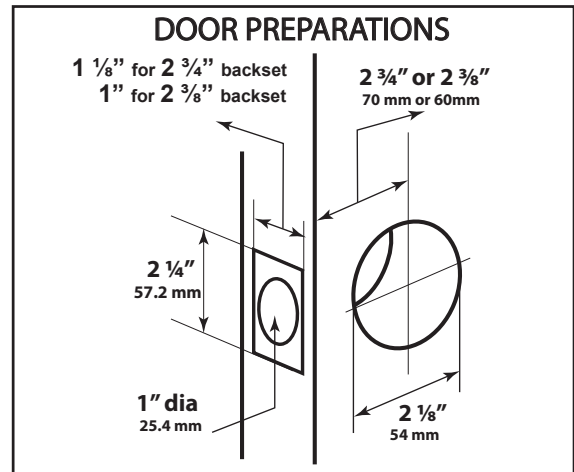


DUMMY LEVER
Single dummy trim for one side of door. Pull only.

ATH70



TWO SIDED DUMMY
Double dummy trim on both sides of door. Pull only. Trim is thru-bolted.



HOW TO ORDER

LEVER DESIGN + FUNCTION + FINISH

ATH - Athens
GER - Gerard 20 (Privacy)
VAL - Valencia 30 (Passage)
FOR - Forrest 40 (Single Dummy)
JAS - Jasper 50 (Exit)
NEL - Nelson 70 (Two Sided Dummy)
WIL - Wilson

Refer to table above for finishes available on each lever design

Example: **ATH20 US32D** for "ATH" lever design, Privacy Function in US32D finish.

For Optional UL Latch, Prefix "UL" before Part#.
Example: **ULATH20** for ATH20 with UL latch.

Notes:

- Specify 2 3/4" or 2 3/8" backset when ordering.
- Must specify R (Right) or L (Left) for "GER" and "VAL" lever designs.