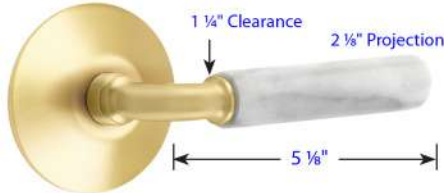




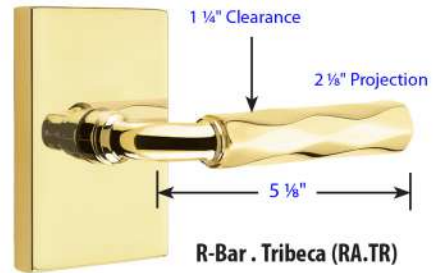
R-Bar . Straight Knurled (RA.SK)
with Square Rosette



R-Bar . Knurled (RA.KN)
with Disk Rosette



R-Bar . White Marble (RA.MRWH)
with Modern Rosette



R-Bar . Tribeca (RA.TR)
with Modern Rectangular Rosette



R-Bar . Faceted (RA.FA)
with Quincy Rosette



R-Bar . Terrazzo (RA.TZLT)
with Disk Rosette



R-Bar . Hammered (RA.HA)
with Neos Rosette

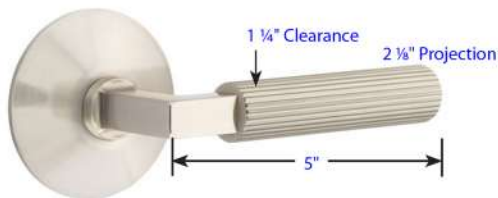
See page 7 for rosette specification.

Door Thickness Specifications

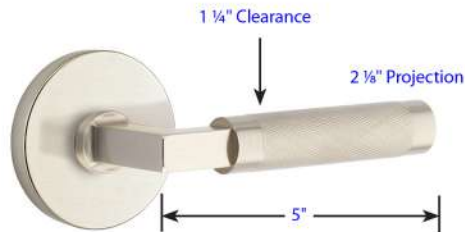
- Standard Door Thickness: 1 1/4" - 2"
- Standard Components:
 - Privacy Pin (for privacy sets)
 - Inside Passage Half Spindle
 - 1 1/2" Rosette Screws
 - Full-Lip Strike Plate

- **Extended** Door Thickness: 2" - 2 1/2"
- Extended Components:
 - Privacy Pin w/ Extension (for privacy sets)
 - Long Inside Passage Half Spindle
 - 2" Rosette Screws
 - Extended Full-Lip Strike Plate

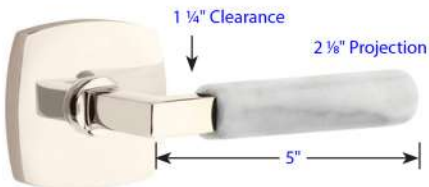
- **Extended** Door Thickness: 2 1/2" - 3"
- Extended Components:
 - Privacy Pin w/ Extension (for privacy sets)
 - Extra Long Inside Passage Half Spindle
 - 2 1/2" Rosette Screws
 - Extended Full-Lip Strike Plate



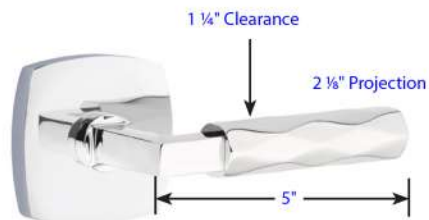
L-Square . Straight Knurled (LS.SK)
with Modern Rosette



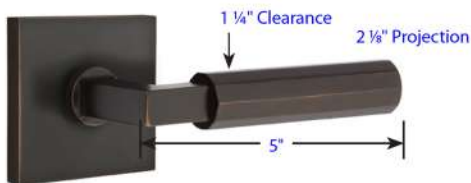
L-Square . Knurled (LS.KN)
with Disk Rosette



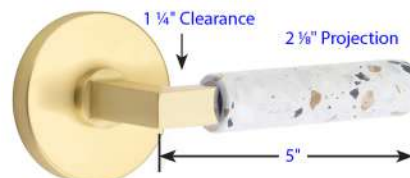
L-Square . White Marble (LS.MRWH)
with Urban Modern Rosette



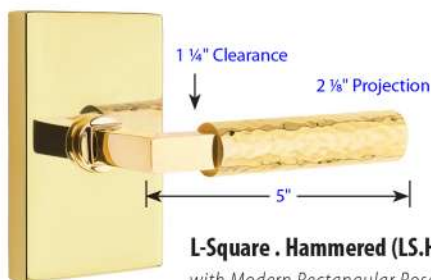
L-Square . Tribeca (LS.TR)
with Urban Modern Rosette



L-Square . Faceted (LS.FA)
with Square Rosette



L-Square . Terrazzo (LS.TZLT)
with Disk Rosette



L-Square . Hammered (LS.HA)
with Modern Rectangular Rosette

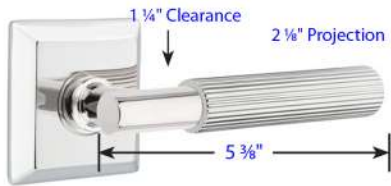
See page 7 for rosette specification.

Door Thickness Specifications

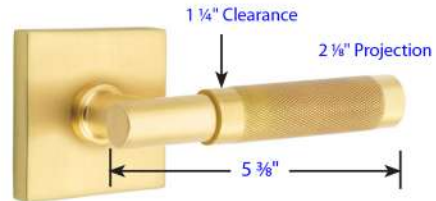
- Standard Door Thickness: 1 1/4" - 2"
- Standard Components:
 - Privacy Pin (for privacy sets)
 - Inside Passage Half Spindle
 - 1 1/2" Rosette Screws
 - Full-Lip Strike Plate

- **Extended** Door Thickness: 2" - 2 1/2"
- Extended Components:
 - Privacy Pin w/ Extension (for privacy sets)
 - Long Inside Passage Half Spindle
 - 2" Rosette Screws
 - Extended Full-Lip Strike Plate

- **Extended** Door Thickness: 2 1/2" - 3"
- Extended Components:
 - Privacy Pin w/ Extension (for privacy sets)
 - Extra Long Inside Passage Half Spindle
 - 2 1/2" Rosette Screws
 - Extended Full-Lip Strike Plate



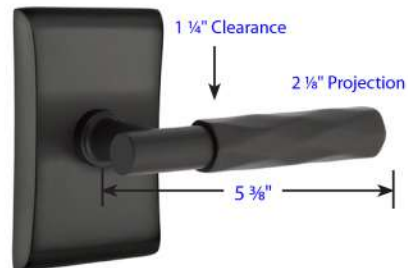
T-Bar . Straight Knurled (TA.SK)
with Quincy Rosette



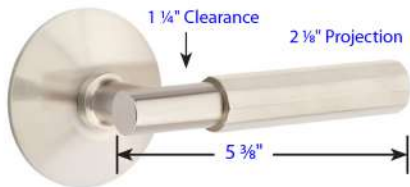
T-Bar . Knurled (TA.KN)
with Square Rosette



T-Bar . White Marble (TA.MRWH)
with Wilshire Rosette



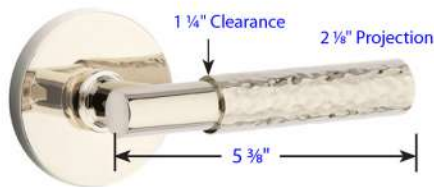
T-Bar . Tribeca (TA.TR)
with Neos Rosette



T-Bar . Faceted (TA.FA)
with Modern Rosette



T-Bar . Terrazzo (TA.TZLT)
with Disk Rosette



T-Bar . Hammered (TA.HA)
with Disk Rosette

See page 7 for rosette specification.

Door Thickness Specifications

- Standard Door Thickness: 1 1/4" - 2"
- Standard Components:
 - Privacy Pin (for privacy sets)
 - Inside Passage Half Spindle
 - 1 1/2" Rosette Screws
 - Full-Lip Strike Plate

- **Extended** Door Thickness: 2" - 2 1/2"
- Extended Components:
 - Privacy Pin w/ Extension (for privacy sets)
 - Long Inside Passage Half Spindle
 - 2" Rosette Screws
 - Extended Full-Lip Strike Plate

- **Extended** Door Thickness: 2 1/2" - 3"
- Extended Components:
 - Privacy Pin w/ Extension (for privacy sets)
 - Extra Long Inside Passage Half Spindle
 - 2 1/2" Rosette Screws
 - Extended Full-Lip Strike Plate