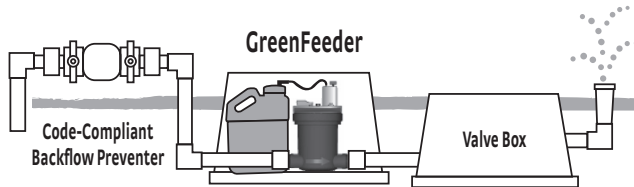


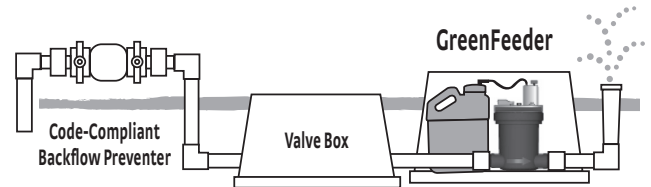
To Treat Entire System (All zones)

Install the American Hydro® GreenFeeder® after the backflow, but before the first valve. All zones will be treated when the system runs.



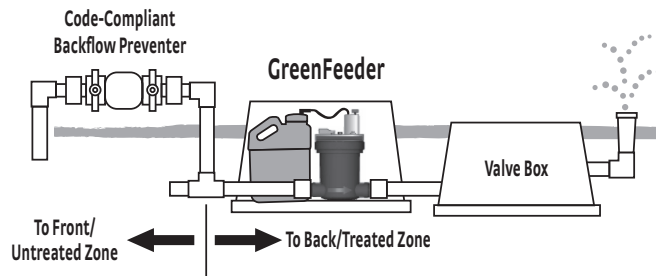
To Treat a Single Zone

Install the American Hydro® GreenFeeder® on the lateral line immediately after the control valve and before the first sprinkler of the zone to be treated. Only this zone will receive treatment.



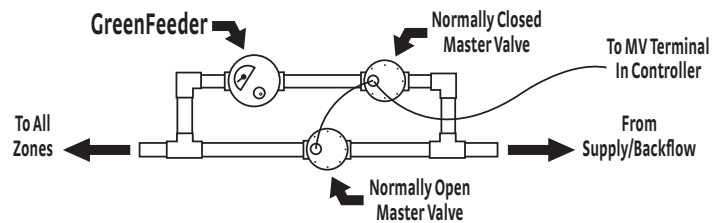
To Treat Backyard Only (Split mainline application)

Install the American Hydro® GreenFeeder® on the portion of the mainline feeding the back of the yard after the main splits. Only the zones downstream of the GreenFeeder® will be treated.



By-Pass Application (For selective treatment, syringe applications, special applications)

Split Mainline into 2 parallel lines. Install a normally closed master valve and the American Hydro® GreenFeeder® on one line, and a normally open master valve on the other line. Reconnect the split mains to form one mainline. Wire both master valves to the "Master Valve" or "Pump" terminal in the controller. Controller can be programmed to treat specific zones, or to treat all zones using different programs.



CONTACT INFORMATION

Pro Products, LLC
6714 Pointe Inverness Way, Suite 200
Fort Wayne, IN 46804

EMAIL info@proproducts.com
WEB www.proproducts.com

TOLL FREE 800.285.9176
FAX 260.490.9431