



*Innovative Ideas That Make Life Easier™*

ZADRO PRODUCTS INC.  
HUNTINGTON BEACH, CA

WWW.ZADROINC.COM



**ZADRO® ULTIMATE  
COMPACT MIRROR**

ULTC110

REV. DATE: 02292018

THANK YOU FOR YOUR PURCHASE!  
PLEASE VISIT US ONLINE TO LEAVE  
COMMENTS, REVIEWS, & SEE MORE  
EXCITING NEW PRODUCTS FROM  
WWW.ZADROINC.COM



**THANK YOU**

M-F 7:30AM - 4PM PST (US)



1-714-892-9200 | 1-800-468-4348



CUSTOMERSERVICE@ZADROINC.COM



**CUSTOMER SERVICE**

1 YEAR LIMITED WARRANTY FROM DATE  
OF PURCHASE AGAINST DEFECTS IN  
MATERIAL AND WORKMANSHIP. THIS  
WARRANTY DOES NOT INCLUDE  
DAMAGE TO THE PRODUCT AS A  
RESULT OF MISUSE OR ACCIDENT.



**WARRANTY**

EXPOSURE TO DIRECT SUNLIGHT MIGHT  
CAUSE FIRE - PLEASE USE CAUTION.



**CAUTION**

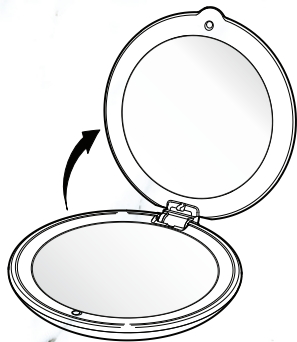
1 - ULTIMATE COMPACT  
4- 3V CR2032 BATTERIES  
1 - MICROFIBER TRAVEL BAG



**WHAT'S INCLUDED**


**1**

## HOW TO USE YOUR ULTIMATE COMPACT



OPEN COMPACT LID TO ILLUMINATE THE 10X MIRROR.

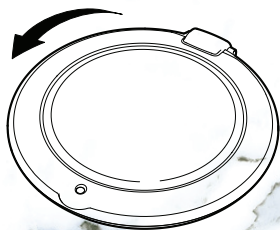
**2**



SWIVEL COMPACT LID 180°

**3**


LOWER COMPACT LID TO ILLUMINATE THE 1X MIRROR



PLEASE NOTE: MIRROR WILL CONTINUE TO ILLUMINATE UNTIL RETURNED TO THE ORIGINAL CLOSED POSITION.

## HOW TO REPLACE BATTERIES

1. OPEN BATTERY COMPARTMENT BY TURNING BATTERY COVER CLOCKWISE. REMOVE COVER FROM BASE.



2. REMOVE THE BATTERIES AND REPLACE WITH (4) NEW 3V CR2032 BATTERIES.

3. REPLACE BATTERY COVER BY ALIGNING WITH THE INDICATED MARKS. THEN TURN BATTERY COVER COUNTER CLOCKWISE TO LOCK.