



VECTAIRE™ Double Deck, Full-Size Standard Depth Electric Convection Ovens

Item No. _____

Project _____

Quantity _____

2EK12A Series



Model 2EK12A

SHORT/BID SPECIFICATION

Convection oven shall be Montague *Vectaire* full-size, double deck electric Model:

- 2EK12A** (three 3.744-kW heating elements grouped in one set) — **standard depth 12-kW** units with 6" (152mm) stainless steel legs ...with Vectaire stainless steel heat exchanger; a porcelainized steel oven interiors with one-speed [bakery] or two-speed [standard] fan, nine rack positions, five bright nickel racks with rack stops and no-tip guides standard; ball bearing mounted 50-50 split doors with double pane viewing windows, plus all the features listed and options/accessories checked:

OVEN INTERIOR CONSTRUCTION [EACH DECK]:

- Porcelainized steel cooking compartment
- Nine-position bright nickel rack guides
- Five bright nickel pan racks, with rack-stop and no-tip guides standard
- Two covered interior lights
- 4" (102mm) of insulation compressed to 2" (51mm) with metal sheathing

HEATING ELEMENTS & BLOWER SYSTEM [EACH DECK]:

- Three 3.744-kW heating elements grouped in one set
- Blower with 1/2-horsepower two-speed motor

MODEL-PAN/RACK GUIDE (For Each Deck):

✓	Model No.	Oven Depth	Racks/Positions	Rack Spacing	
				5-racks	9-racks
	2EK12A	Standard	5/9	3-3/8" (86mm)	1-1/2" (38mm)

EXTERIOR CONSTRUCTION FEATURES:

- Satin finish stainless steel front, sides and top
- Black painted back panel
- Ball bearing mounted 50-50 double doors
- Double pane thermal viewing windows
- Tubular grab-bar handle with insulated comfort grip
- Durable, adjustable door gasket
- 6" (152mm) height adjustable stainless steel legs

CONTROL FEATURES (EACH DECK):

- Power/fan control
- Automatic fan cutoff when door is opened (except in cool-down)
- Power indicator light
- Momentary-ON interior light switch
- Snap-action electric thermostat with 200-500°F (93-260°C) range
- Burner indicator light
- 60-minute electric countdown timer with alarm
- Moisture vent

AGENCY APPROVALS

- NSF Listed
- UL Listed (ANSI/UL-197)



VC0-18 [Rev. 1/13]

VECTAIRE™ Double Deck, Full-Size, Standard Depth Electric Convection Ovens

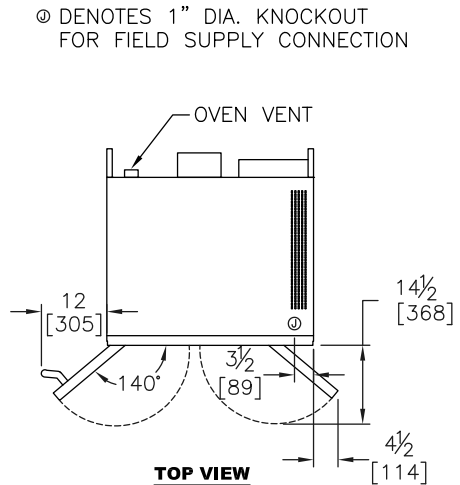
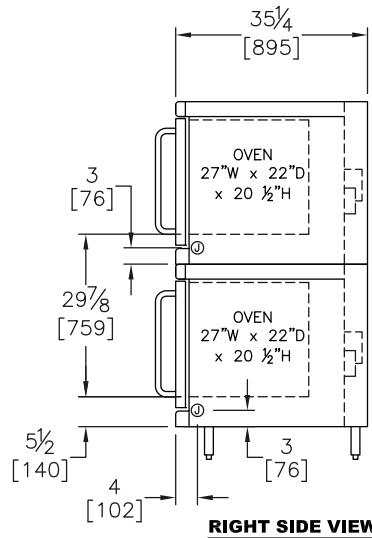
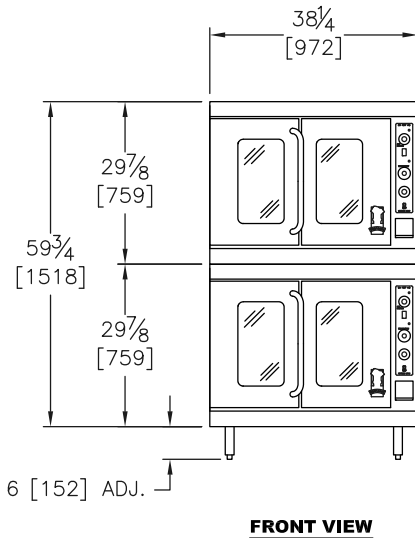
Item No. _____

Project _____

Quantity _____

2EK12A

Dimensions in brackets are millimeters



OPTIONS GUIDE:

Installation Alternatives:

- Casters [Set of four]:
- 3-1/2" (89mm)
- Casters [Set of four 5" (127mm) plate casters]

Controls & Motor Alternatives:

- Two speed fan motor
- 1" (25mm) Toe Base for curb mounting

Finish:

- Full stainless steel oven interiors [-ASC suffix]
- Stainless steel louvered back panel

Electric, Controls & Motor Alternatives:

- Solid state thermostat

Racks & Security:

- Stainless steel drip trays: ____ ea.
- Extra Racks: ____ ea. std.;
- ____ ea. heavy duty
- 11-position rack guides [set of four]
- Solid Doors [in place of windows]
- Security Options [Consult Factory]

INSTALLATION REQUIREMENTS & SHIPPING INFORMATION

1. Oven must be installed in accordance with local codes or in their absence with the National Electric Code: ANSI/NFPA 70. Compliance with codes is the responsibility of the Owner and Installer.
2. Each oven deck requires a separate electric power connection. 1" (25mm) knockout provided.
3. An adequate ventilation system is required. Refer to National Fire Protection Association Standard No. 96, "Vapor Removal from Cooking Equipment."
4. This appliance is intended for commercial use by professionally trained personnel. NOT intended for Residential Use.

Minimum Clearances	Combustible Construction	Noncombustible Construction
From Back Wall	0"	0"
Left & Right Side	0"	0"
Unit must be mounted on legs or casters.		

Electric Requirements [For Each Deck]*

Voltage	Phase	Hz	Total kW	Nominal AMP/Line 2EK12A			Minimum Circuit Capacity 2EK12A
			2EK12A	L1	L2	L3	
208	1	60	12.00	57			72
240	1	60	12.00	50			63
208	3	60	12.00	34	34	34	34
240	3	60	12.00	30	30	30	30
480	3	60	12.00	17	17	17	17

*Other Voltage/Hz models available. Contact factory.

Shipping Information:

Models	Weight	Shipping Class	Cube (Crated) ft ³ /m ³
2EK12A	830 lbs (376 kg)	70	2 x 37/1
Entry clearance 30" (762mm) uncrated			



THE MONTAGUE COMPANY

1830 Stearman Avenue, Hayward, CA 94545
 800 345-1830 • Fax: 510 785-3342
 www.montaguecompany.com

Due to continuous product improvements, specifications are subject to change without notice.



VC0-18 [Rev. 1/13]