

## 2-In-1 In-Sink Dishwasher

Models: SD2F-P3, SD2F-P3L

Kitchen Sink / Dishwasher

Combining a kitchen sink, and a dishwasher, the FOTILE 2-IN-1 In-Sink Dishwasher is designed for modern living in compact spaces. Best of all, this countertop mounted design eliminates the need to bend over to load and unload dishes like you would with traditional dishwashers.



## Features & Benefits




### Heated Drying Cycle

Avoids secondary pollution from drying by hand and ensures dry and odor free tableware.




### Easy to Clean

Micro touch control and Seamless Stainless Steel design prevents rust and any other dirt or soap build-up.



### Intelligent 360° Cleaning

Accurately calculates the water jet's spray and angles to create a water-fall-like blanket for thorough deep cleaning.



### 5 Washing Cycles

Sterilization and bacteria elimination through 5 washing cycles with temperatures of 122° to 158°.



### Efficient Operation

Washes dishes faster and uses less water per wash cycle than a traditional dishwasher, 45 min Vs. 90 min.



### Unique Installation

Slim countertop mounted design is easy and convenient to install.

## 2-In-1 In-Sink Dishwasher

Models: SD2F-P3, SD2F-P3L

Kitchen Sink / Dishwasher



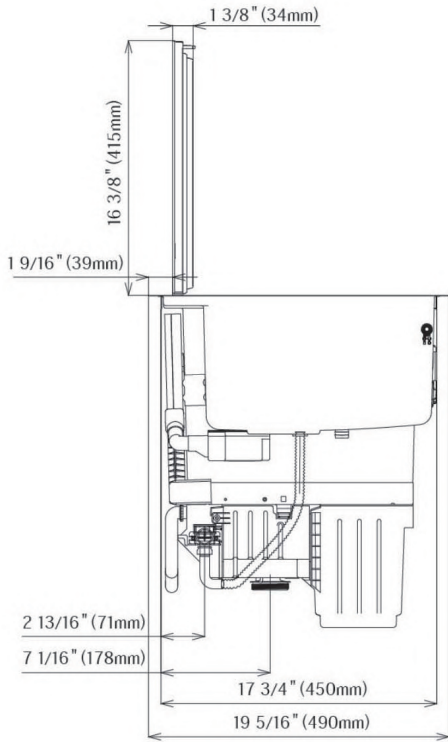
	SD2F-P3		SD2F-P3L	
<b>Certification</b>	ETL, DOE			
<b>Product Dimensions (inch)(WxDxH)</b>	35 1/4 X 19 5/16 X 22			
<b>Height of the Door When Fully Open (inch)</b>	16 3/8			
<b>Built-in Dimensions (inch)(WxDxH)</b>	33 11/16 x 18 1/8 x ≥25			
<b>Package Size (inch)(WxDxH)</b>	40 9/16 x 25 x 24 7/16			
<b>Wattage (W)</b>	1500			
<b>Current (A)</b>	13 Amps			
<b>Power Supply (V/Hz)</b>	120/60			
<b>Water Pressure Range (psi)</b>	20.3-145.04			
<b>Operation Type</b>	Micro-pressure Waterproof Touchscreen			
<b>Interior Material</b>	Stainless Steel			
<b>Gross Weight (lb)</b>	67.9			
<b>Net Weight (lb)</b>	49.8			
	Dish Washing			
<b>Washing Mode</b>	Delicate	Normal	Intensive	
<b>Highest Washing Temperature(°F)</b>	122	158	158	
<b>Washing Time(min)</b>	20	45	80	
<b>Water Consumption(gal/cycle)</b>	1.85	2.5	3.17	
<b>Number of Wash Cycles</b>	3	5	5	
<b>Maximum Washable Dinnerware Diameter</b>	10 Inches			
<b>Other Functions</b>	Variable Dish Rack 3D Fan Drying Hidden Heating Plate Leak Protection Child Lock Automatic Reminder - When Cleaning Completed			
<b>Included Accessories</b>	1 Dish Washing Basket (Note: faucet and sink strainer are not included)			
<b>Warranty</b>	One (1) Year All Parts and Labor Four (4) Years Limited on Dishwasher Motor			

**2-In-1 In-Sink Dishwasher**

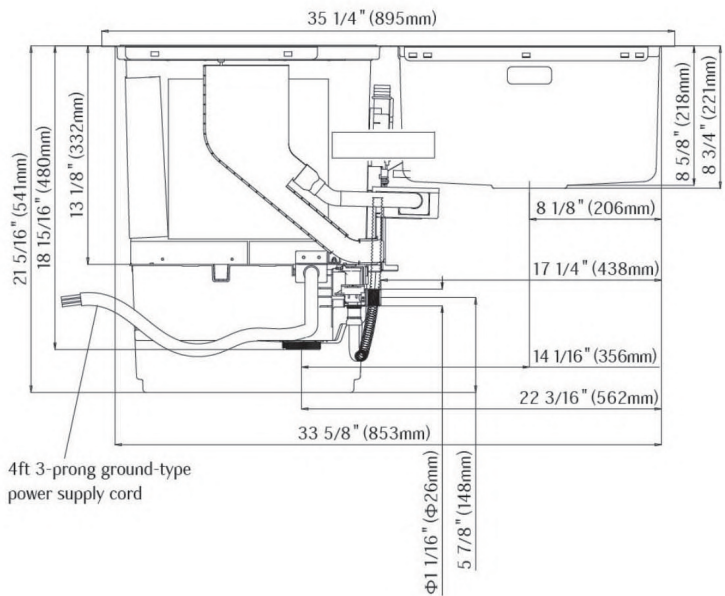
Models: SD2F-P3, SD2F-P3L

Kitchen Sink / Dishwasher

**Product Dimensions**



SIDE



BACK

Unit: inch(mm)

**Kitchen Design**



SD2F-P3



SD2F-P3L

