



*The New Force in Firefighting™*

2021 Global Product Catalog







**BlitzForce**



**FlipTip**



**FOAMJET**



**TRANSFORMER  
PIERCING NOZZLE**



**PRO/pak**



**DECON/pak**



**Low Profile  
Ball Intake  
Valve**



**THE CHIMNEY  
SNUFFER**



## The Inside Story: TFT's New Force Family of Products

TFT's New Force family includes a highly customizable G-Force nozzle family, as well as a line of other products designed to help you fight fires, not your budget. New Force products are competitively priced, yet made with quality by TFT. The family is designed to ensure that fire departments in around the globe receive high quality products with features for the challenges facing today's fire service.

Products within the New Force line include the G-Force nozzle family, which offers a platform to meet the different flows and pressures demanded around the globe. In addition, there are also other types of nozzles, foam attachments and portable systems, a gross decontamination system, a portable ground monitor, and a ball intake valve. All of the products are backed by strong warranties and TFT's 24 hour technical service and support.

### Table of Contents

G-Force .....	03-11	BlitzForce .....	19
FlipTip .....	12-15	DECON/pak .....	20-21
Foam Jet .....	16	PRO/pak .....	20-21
Chimney Snuffer .....	17	Transformer .....	22-23
Low Profile Intake Valve .....	18		





# G-Force®

Based on a highly customizable global nozzle platform design, the unique G-Force series of fixed, selectable, and automatic nozzles combine over 40 years of Task Force Tips design innovation and experience into true next generation firefighting tools. Manufactured exclusively at TFT's USA production facilities, the G-Force series is supported by an extensive infrastructure of 24-hour technical service representatives, on-line documentation, digital video training library, exclusive product serialization and tracking capabilities, and a proven 5 year product warranty. Incorporating unique performance components such as a stainless steel slide valve, inlet debris screen and protective fog pattern choices, the G-Force series delivers high performance and rugged dependability in a low cost package.

## High Performance Features

**Integral Inlet Screen**, on all slide valve models and 38 mm/1.5" models, prevents debris from entering nozzle and affecting stream quality

**Serialization** provides track-ability and immediate access to on-line operational instructions

**Color-Coded Polymer Pistol Grip, and Valve Handle Covers** offer rugged durability in harsh firefighting conditions

**Flush** without nozzle shutdown or pattern adjustment

**Large Index Ring with Indicator** allows easy flow, or flush selections with a gloved hand

**Integral Tactile Indicator** provides optional preset pattern selection

**Choice of:**

- Fixed Pressure and Flow
- Selectable Flow with Fixed Pressure, or
- Automatic Pressure and Variable Flow Choices

**Choice of:**

- Tip Only
- Shutoff
- Shutoff with Grip Models

**Stainless Steel Slide Valve** provides turbulence-free flow control when gated

**Available IMPULSE™ Trigger Nozzle System** (page 6)

**Lightweight Hard Anodized Aluminum Alloy Body** includes permanent laser engraved operational markings and highly visible reflective labeling

**Bonded Rubber Bumper** provides maximum durability in harsh conditions

**Choice of:**

- Fixed Cut Metal
- Fixed Molded Rubber
- Metal Spinning Teeth (shown)

**Your Choice of Fixed, Swiveling, Threaded, Storz or Articulating Inlet Couplings**

**#GF3CIS Model Shown**

For a complete list of FM Approved models visit [tft.com](http://tft.com)

**FM APPROVED**

**NFPA**

**Task Force Tips**





# G-Force® High Performance Features

## Tip Only, Shutoff and Shutoff with Grip Models

With hundreds of available models, the G-Force series offers two piece tip only and ball valve configurations, as well as one piece nozzles with an integrated slide valve. All models including two piece ball valve configurations can be ordered with a color coded pistol grip and valve handle cover.



## Fixed Cut Metal, Molded Rubber, or Metal Spinning Teeth



All models may be ordered with your choice of diamond cut fixed metal, fixed molded rubber, or metal spinning teeth. All fog teeth are designed to provide superior pattern performance and outstanding firefighter protection without bent, broken, or missing teeth. The bonded rubber bumper provides long term rugged dependability even in the harshest firefighting conditions.

## Rugged Color Coded Valve Handle and Pistol Grip


Ergonomically shaped pistol grip, valve handle and covers made from super-tough polymer for rugged dependability.



Eleven available colors allow for customization for pump discharge hoseline identification, for specific fire apparatus, specific stations or department.

## Stainless Steel Slide Valve

Unique slide style valve with positive valve position detents provides turbulence-free stream performance even when gating the nozzle.



## Integral Debris Screen

Inlet screen, on all slide valve models and 38 mm (1.5") models, prevents pattern destroying debris from entering the nozzle and becoming lodged. Items that pass through the screen are easily flushed out the front of the nozzle.



## Flush without Pattern Adjustment or Nozzle Shut Off

Nozzles can be easily and effectively flushed of unwanted and pattern destroying debris that enters the nozzle without shutting down or changing pattern selection during hazardous firefighting conditions.



## Reflective Labeling and Permanent Laser Markings

Reflective clear coated labeling provides a visually reflective image at night or in dark conditions. High contrast laser engraved operational controls are permanently marked for a lifetime of rugged service.



Meets  
NFPA #1964  
Standards



For a complete list of FM Approved models visit [tft.com](http://tft.com).





### Index Ring

Large, easy to grip index ring provides both visual and tactile indication of operational flow, pressure, or flush choices.



### Tactile Pattern Position Indicator



Integral tactile indicator provides optional preset pattern selection detent or pattern lock out. The quick change pattern adjustment allows straight stream to a wide protective fog pattern with one simple hand motion.

### Model Serialization

Each nozzle is permanently marked with a unique serial number that aids in departmental asset tracking, manufacture date, model identification, and easily tracks service and warranty activities. Web enabled on-line serial number search also provides immediate access to all operational and service documentation.



### Impulse™ Trigger Valve System

See details on the next page.





**G-Force**®

**Impulse**™  
trigger valve system

## Impulse™ Trigger Valve System

Task Force Tips has never been afraid to challenge the status quo of initial attack firefighting.

The revolutionary IMPULSE™ trigger valve system can now be integrated into many G-Force firefighting nozzles as an option.

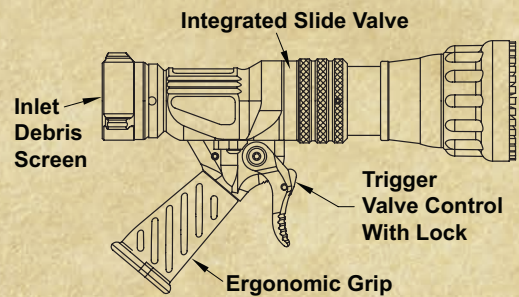
The innovative integration of a trigger actuator with TFT's globally recognized slide style of valve, provides complete nozzle operator flow control with only a single hand, allowing the other hand to consistently control stream pattern selection. The trigger controller operates smoothly and easily throughout the nozzle's rated flow and pressure range, and offers the ability to hold multiple valve positions at the operator's discretion. The unique ergonomic pistol grip compliments the trigger valve design and greatly reduces operator fatigue.



**Impulse**™  
trigger valve system



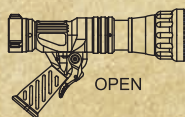
- Ergonomic Pistol Grip w/available color coding
- Trigger Valve Controller with removable flow lock
- Integrated Slide Style Shut Off Valve
- Front Protective Bumper with Multiple Fog Tooth Designs



CLOSED



HALF WAY



OPEN

Patent Pending

## G-Force Nozzle with Impulse™ Trigger Valve System Order Matrix

Refer to G-Force nozzle order matrix on page 7, and choose Style 7 when adding the optional Impulse trigger valve to your nozzle build(s).

3		Style
7		Impulse Nozzle with Trigger Flow Control





# G-Force® Order Matrix



**Build Your G-Force Nozzle:** From the charts on pages 8, 9, 10 or 11 select the series, inlet, style, pressure control, shaper control and fog teeth from each column to configure your nozzle and yield a part number.

## 1 Choose Series

- 38 mm (1.5") nozzles are Series "G"
- 25 mm (1") nozzles are Series "GD"
- 38 mm (1.5") EN/Pulsing nozzles are Series "GP"
- 25 mm (1") EN/Pulsing nozzles are Series "GDP"

## 2 Choose Inlet

Consult factory for other coupling options.

## 3 Choose Style of Valve

**Nozzle with Integral Slide Valve Shutoff**  
Nozzle with integral slide valve provides turbulence-free flow control and five detent flow positions.

**Nozzle with Integral Slide Valve Shutoff and Pistol Grip**  
Nozzle with integral valve and pistol grip provides turbulence free flow control and five detent flow positions.

**Nozzle with IMPULSE™ Trigger Operated Slide Valve Shutoff and Pistol Grip**  
Trigger flow control with pistol grip and integrated slide valve provides turbulence free flow control and four locking positions.

## 4 Choose Flow and Pressure

- Fixed Pressure and Flow**  
Optimal straight stream and fog pattern performance are achieved at a single rated flow and single rated pressure.
- Selectable Flow with Fixed Pressure**  
Optimal straight stream and fog pattern performance are achieved at the selected flow and the single rated pressure.
- Automatic Pressure / Variable Flow**  
Optimal straight stream and fog pattern performance are achieved over the rated flow range at the rated pressure.
- Automatic Pressure/Variable Flow with choice of Selectable High/Low or High/Medium/Low Flow Ranges**  
Optimal straight stream and fog pattern performance are achieved over the rated flow range at the rated pressure. User determined flow limiting selections allow automatic pressure regulation while restricting maximum flow.
- Automatic Pressure/Variable Flow with Automatic Override**  
Optimal straight stream and fog pattern performance are achieved over the rated flow range at the rated pressure. An automatic override provides higher volumes at reduced operational pressures. Some models also offer user determined flow limiting selections allowing automatic pressure regulation while restricting maximum flow.

## 5 Choose Shaper Control – Tactile Pattern Position Indicator

- Fixed Tactile Indicator**  
Indicates straight stream pattern selection.
- Tactile Indicator with Pattern Detent**  
Indicator incorporates a detent setting at a defined and set pattern selection. Tactile and audible detent will be set to partial fog pattern, unless specified otherwise.
- Tactile Indicator with Lock Out**  
Indicator incorporates a lock setting that must be manually overridden by the operator to access other stream pattern choices. (Setting must be specified when ordered.)
- Factory Set Tactile Indicator**  
Indicator is set to a user defined pattern selection and no other pattern choice can be made. (Setting must be specified when ordered.)

## 6 Choose Fog Teeth

Choose from fixed molded rubber, spinning metal or fixed cut metal.

## 7 EN15182-4 PN40 High Pressure

A subset of 25 mm (1") G-Force options are available as EN15182-4 certified for PN 40 high pressure. These models are identified by an "H" in the 7th column of the chart at the bottom of page 11. For 38 mm (1.5") G-Force PN40 options, see asterisk note on page 10.

**Example:** A G-Force nozzle (**Series G**), with a 65 mm BIC Male inlet (**Inlet H**), styled with valve and pistol grip (**Style 3**), with a pressure control selection of automatic 230-570 l/min @ 7 bar (**Pressure Control E**), with a tactile indicator detent for shaper control (**Shaper Control 2**), and fixed molded rubber fog teeth (**Fog Teeth F**), would yield part number: **GH3E2F**

1	2	3	4	5	6
Series	Inlet	Style	Pressure Control	Shaper Control	Fog Teeth
G	H 65 mm (2.5") BIC Male	3 One Piece Nozzle with Slide Valve and Pistol Grip	E Automatic 60-150 gpm @ 100 psi 230-570 l/min @ 7 bar	2 Tactile Indicator with Pattern Detent	F Fixed Molded Rubber





# G-Force® 38 mm (1.5") Order Matrix

1	2	3	4	5	6					
Series	Inlet	Style	Pressure Control	Shaper Control	Fog Teeth					
G	A	25 mm (1.0") BSP Female	2	One Piece Nozzle with Slide Valve	A	Fixed 570 l/min @ 7 bar (150 gpm @ 100 psi)	1	Fixed Tactile Indicator	F	Fixed Molded Rubber
	B	38 mm (1.5") BSP Female	3	One Piece Nozzle with Slide Valve and Pistol Grip	B	Fixed 570 l/min @ 5 bar (150 gpm @ 75 psi)	2	Tactile Indicator with Pattern Detent	S	Spinning Metal
	C	50 mm (2.0") BSP Female	5	Two Piece Nozzle with Tip Only and Ball Valve Shutoff (no Pistol Grip)	C	Selectable 30/60/95/125/150 gpm @ 100 psi	3	Tactile Indicator with Lock Out	M	Fixed Metal
	D	50 mm (2.0") BSP Male	6	Two Piece Nozzle with Tip Only and Ball Valve Shutoff with Pistol Grip	D	Selectable 30/60/95/125/150 gpm @ 75 psi	4	Factory Set Tactile Indicator		
	E	52 mm Storz	7	Impulse Nozzle with Trigger Flow Control	N	Selectable 110/230/360/470/570 l/min @ 7 bar				
	F	38 mm (1.5") NH Female			P	Selectable 110/230/360/470/570 l/min @ 5 bar				
	H	65 mm (2.5") BIC Male			Q	Selectable 100/200/300/400/500 l/min @ 5 bar				
	J	65 mm (2.5") NH Female			E	Automatic 230-570 l/min @ 7 bar 60-150 gpm @ 100 psi				
	Q	65 mm (2.5") BSP Female			F	Automatic 230-570 l/min @ 5 bar 60-150 gpm @ 75 psi				
	R	65 mm (2.5") BSP Male			H	Automatic 30-95 or 95-150 gpm @ 100 psi				
	S	65 mm (2.5") Chinese Snap Fit			J	Automatic 30-70, 70-110, or 110-150 gpm @ 100 psi				
	U	38 mm Storz			L	Automatic 30-100 or 90-150 gpm @ 75 psi				
	K	Articulated* 38 mm (1.5") BSP Female			M	Automatic 30-80, 60-110, or 110-150 gpm @ 75 psi				
	L	Articulated* 50 mm (2.0") BSP Male			S	Automatic 100-360 or 360-570 l/min @ 7 bar				
	M	Articulated* 65 mm (2.5") BIC Male			T	Automatic 100-270, 270-430, or 430-570 l/min @ 7 bar				
	*Articulated couplings are subject to additional cost.  Consult factory for other coupling options.				V	Automatic 100-390 or 390-570 l/min @ 5 bar				
					W	Automatic 100-300, 240-420, or 420-570 l/min @ 5 bar				
					G	Automatic 60-150 gpm, Automatic Override @ 100 psi				
				K	Automatic 60-150 gpm, Automatic Override @ 75 psi					
				R	Automatic 250-570 l/min, Automatic Override @ 7 bar					
				U	Automatic 240-570 l/min, Automatic Override @ 5 bar					
				X	Auto 100-360 or 360-570 l/min, Automatic Override @ 7 bar					





# G-Force® 25 mm (1") Order Matrix

1 Series	2 Inlet	3 Style	4 Pressure Control	5 Shaper Control	6 Fog Teeth					
GD	A	19 mm (.75") BSP Female	1	Tip-Only (w/o shutoff valve)	A	Fixed 285 l/min @ 7 bar (75 gpm @ 100 psi)	1	Fixed Tactile Indicator	F	Fixed Molded Rubber
	B	25 mm (1.0") BSP Female	2	One Piece Nozzle with Slide Valve (no pistol grip)	B	Fixed 285 l/min @ 5 bar (75 gpm @ 75 psi)	2	Tactile Indicator with Pattern Detent	S	Spinning Metal
	C	38 mm (1.5") BSP Female	3	One Piece Nozzle with Slide Valve and Pistol Grip	C	Fixed 360 l/min @ 7 bar (100 gpm @ 100 psi)			M	Fixed Metal
	D	25 mm (1.0") NH Female	5	Two Piece Nozzle with Tip Only and Ball Valve (no pistol grip)	F	Selectable 15/30/45/60/75 gpm @ 100 psi				
	E	50 mm (2.0") BSP Female	6	Two Piece Nozzle with Tip Only and Ball Valve with pistol grip	G	Selectable 15/30/45/60/75 gpm @ 75 psi				
	F	38 mm (1.5") NH Female	7	Impulse Nozzle with Trigger Flow Control	H	Selectable 60/110/170/230/285 l/min @ 7 bar				
	G	50 mm (2.0") BSP Male			J	Selectable 60/110/170/230/285 l/min @ 5 bar				
	H	25 mm (1.0") NPSH Female			N	Automatic 75-300 l/min @ 7 bar (20-80 gpm @ 100 psi)				
	J	38 mm (1.5") NPSH Female			P	Automatic 75-300 l/min @ 5 bar (20-80 gpm @ 75 psi)				
	K	25 mm Storz			U	Automatic with override 20-80 gpm @ 100 psi				
	L	38 mm Storz			V	Automatic with override 20-80 gpm @ 75 psi				
	M	52 mm Storz			W	Automatic with override 75-300 l/min @ 7 bar				
	N	38 mm (1.5") BIC Male			X	Automatic with override 75-300 l/min @ 5 bar				
	Q	65 mm (2.5") BIC Male								
	R	GFR 20								
	U	Articulated* 25 mm (1.0") BSP Female								
	V	Articulated* 38 mm (1.5") BSP Female								
	W	Articulated* 50 mm (2.0") BSP Male								
	X	Articulated* 65 mm (2.5") BIC Male								
		*Articulated couplings are subject to additional cost. Consult factory for other coupling options.								





**G-Force®**

# 38 mm (1.5") EN / Pulsing Nozzles Order Matrix

## G-Force Pulsing Nozzles – EN 15182 certified

Offering 21 unique flow and pressure options, all G-Force pulsing nozzles provide maximum stream velocity and a consistent water droplet size from the initial opening of the nozzle throughout the entire rated flow range. Developed for maximum cooling of fire gases and minimal disruption of the thermal balance in three dimensional fire environments, G-Force high performance pulsing nozzles have been produced to provide rugged durability in the harshest of firefighting operations.

### Build Your Pulsing or Pulsing High Pressure G-Force Nozzle

From the charts on pages 10 or 11 select the **1** series, **2** inlet, **3** style, **4** pressure control, **5** shaper control **6** fog teeth and **7** high pressure from each column to configure your nozzle and yield a part number.

<b>1</b>	<b>2</b>	<b>3</b>	<b>4</b>	<b>5</b>	<b>6</b>					
Series	Inlet	Style	Pressure Control	Shaper Control	Fog Teeth					
GP	A	25 mm (1.0") BSP Female	2	One Piece Nozzle with Slide Valve	A	Selectable EN 100/250/500 l/min @ 6 bar	1	Fixed Tactile Indicator	F	Fixed Molded Rubber
	B	38 mm (1.5") BSP Female	3	One Piece Nozzle with Slide Valve and Pistol Grip	B	Selectable EN 100/235/400 l/min @ 6 bar	2	Tactile Indicator with Pattern Detent	S	Spinning Metal
	C	50 mm (2.0") BSP Female	7	Impulse Nozzle with Trigger Flow Control*	C	Selectable EN 50/100/150 l/min @ 6 bar	3	Tactile Indicator with Lock Out	M	Fixed Metal
	D	50 mm (2.0") BSP Male			W	Selectable EN 100/235 l/min @ 6 bar	4	Factory Set Tactile Indicator		
	E	52 mm Storz			Y	Selectable EN 100/200/300/400/500 l/min @ 6 bar				
	F	38 mm (1.5") NH Female			D	Automatic EN 100-500 l/min @ 6 bar				
	H	65 mm (2.5") BIC Male	* Impulse Nozzle default certification is EN15182-2 PN 16. Impulse Nozzles with Pressure Control options C, L or V are certified to EN15182-4 PN 40 when equipped with a 25 mm (1.0") coupling.		E	Automatic EN 100-400 l/min @ 6 bar				
	J	65 mm (2.5") NH Female		F	Automatic EN / Pulsing 250/500 l/min @ 6 bar Automatic Override					
	Q	65 mm (2.5") BSP Female		G	Automatic EN / Pulsing 235/400 l/min @ 6 bar Automatic Override					
	R	65 mm (2.5") BSP Male		J	Automatic EN / Pulsing 250/500 l/min @ 6 bar					
	S	65 mm (2.5") Chinese Snap Fit		L	Automatic EN / Pulsing 150/250 l/min @ 6 bar					
	U	38 mm Storz			N	Automatic EN / Pulsing 235/400 l/min @ 6 bar				
	K	Articulated* 38 mm (1.5") BSP Female			T	Automatic EN / Pulsing 400 l/min @ 6 bar Automatic Override				
	L	Articulated* 50 mm (2.0") BSP Male			U	Automatic EN / Pulsing 500 l/min @ 6 bar Automatic Override				
	M	Articulated* 65 mm (2.5") BIC Male			V	Automatic EN / Pulsing 150 l/min @ 6 bar Automatic Override				
*Articulated couplings are subject to additional cost.			There are additional models in this series, not listed here, that have international certifications and approvals. Please refer to tft.com for additional information.							
Consult factory for other coupling options.										





G-Force®

25 mm (1") EN 15182-2 PN 16 / Pulsing Nozzles Order Matrix

1 Series	2 Inlet	3 Style	4 Pressure Control	5 Shaper Control	6 Fog Teeth
GDP	A 19 mm (.75") BSP Female	2 One Piece Nozzle with Slide Valve (no pistol grip)	A Fixed EN 235 l/min @ 6 bar	1 Fixed Tactile Indicator	F Fixed Molded Rubber
	B 25 mm (1.0") BSP Female	3 One Piece Nozzle with Slide Valve and Pistol Grip	D Selectable EN 40/100/150/200 l/min @ 6 bar	2 Tactile Indicator with Pattern Detent	S Spinning Metal
	C 38 mm (1.5") BSP Female	7 Impulse Nozzle with Trigger Flow Control	E Selectable EN 40/100/150/235 l/min @ 6 bar		M Fixed Metal
	D 25 mm (1.0") NH Female		F Selectable EN 100/235/400 l/min @ 6 bar		
	E 50 mm (2.0") BSP Female		M Automatic EN 60-150 l/min @ 6 bar		
	F 38 mm (1.5") NH Female		N Automatic EN 60-400 l/min @ 6 bar		
	G 50 mm (2.0") BSP Male		T Automatic EN 40-300 l/min @ 6 bar, Automatic Override		
	H 25 mm (1.0") NPSH Female		U Automatic EN / Pulsing 235/ 400 l/min @ 6 bar, Automatic Override		
J 38 mm (1.5") NPSH Female					
K 25 mm Storz					
L 38 mm Storz					
M 52 mm Storz					
N 38 mm (1.5") BIC Male					
Q 65 mm (2.5") BIC Male					
R GFR 20					
U Articulated* 25 mm (1.0") BSP Female					
V Articulated* 38 mm (1.5") BSP Female					
W Articulated* 50 mm (2.0") BSP Male					
X Articulated* 65 mm (2.5") BIC Male					
*Articulated couplings are subject to additional cost. Consult factory for other coupling options.					

G-Force®



25 mm (1") EN 15182-4 PN 40 / Pulsing High Pressure Nozzles Order Matrix

1 Series	2 Inlet	3 Style	4 Pressure Control	5 Shaper Control	6 Fog Teeth	7 High Pressure
GDP	A 19 mm (.75") BSP Female	2 One Piece Nozzle with Slide Valve (no pistol grip)	A Fixed EN 235 l/min @ 6 bar	1 Fixed Tactile Indicator	F Fixed Molded Rubber	H
	B 25 mm (1.0") BSP Female	3 One Piece Nozzle with Slide Valve and Pistol Grip	D Selectable EN 100/150/200 l/min @ 6 bar	2 Tactile Indicator with Pattern Detent	S Spinning Metal	
	D 25 mm (1.0") NH Female	7 Impulse Nozzle with Trigger Flow Control	E Selectable EN 100/150/235 l/min @ 6 bar		M Fixed Metal	
	H 25 mm (1.0") NPSH Female	8 One Piece Nozzle with Ball Valve and Pistol Grip	F Selectable EN 100/235/400 l/min @ 6 bar			
	R GFR 20		M Automatic EN 60-150 l/min @ 6 bar			
	U Articulated* 25 mm (1.0") BSP Female		N Automatic EN 60-400 l/min @ 6 bar			
			T Automatic EN 40-300 l/min @ 6 bar, Automatic Override			
			U Automatic EN / Pulsing 235/ 400 l/min @ 6 bar, Automatic Override			
			Pressure Controls A, D, E, M and T are compatible with Styles 2, 3, 7 or 8. Pressure Controls F, N and U are only compatible with Styles 2 or 3.			

\*Articulated couplings are subject to additional cost. Consult factory for other coupling options.





## FlipTip® Tip Only

The Tip-Only Model is an ideal choice for an addition to any ball valve shut off. Integrating your choice of two smoothbore combinations, the FlipTip quickly and positively allows



FTTF132

the initial attack team a choice of flows as well as outstanding stream performance.

- Lightweight and Compact Design
- Tips Easily Removed for Line Extension
- Multiple Smoothbore Choices Both Front and Rear



## Front Tip Orifice Choice

FlipTip's front component accepts one of 7 different orifice choices. Providing flows from 200 up to 1100 l/min (50-290 gpm), the tip can be easily removed allowing hose to be connected and extended. All tips have knurled swiveling couplings and a unique tapered waterway for maximum stream quality.

### FlipTip® Ordering Matrix

To configure your FlipTip® model turn to page 14.

## FlipTip® with Integrated Ball Shutoff

Integrated with a high volume ball shutoff, the combination FlipTip provides a single nozzle that offers a choice of hard hitting straight streams. The detent style ball shutoff allows positive operator control and the rugged durability of polymer handles and pistol grip.



FTTF341

- Optional Color Coded Pistol Grip and Valve Handle Covers at No Additional Charge
- High Volume Detent Valve for Maximum Performance
- Compact Integrated Design







## FlipTip® with Integrated Ball Shutoff and G-Force Nozzle

Integrated with a high volume ball shutoff and your choice of G-Force combination nozzle, the FlipTip provides a single nozzle that offers both a hard hitting smoothbore and high performance combination nozzle. The detent style ball shutoff allows positive operator control, choice of 7 bar or low pressure 5 bar (100 or 75 psi) operation, and spinning metal, fixed metal or bonded rubber fog teeth.



FTGF34FIF

- Choice of Fixed, Selectable, or Automatic Tip
- Integrated Combination Nozzle and Smoothbore Base
- Choice of Operational Pressures and Fog Tooth Designs
- Optional Color Coded Pistol Grip and Valve Handle Covers at No Additional Charge

## Stream Straightener

To provide maximum stream performance all FlipTip models integrate a lightweight stream straightener directly into the rear coupling system. For high rise operations, where debris can be an issue, or to maximize compressed air foam stream performance, the insert can be easily removed. Our standard 65 mm (2.5") FlipTip models utilize an optimized waterway in place of this stream straightener. A special rear coupling system is available if a removable stream straightener is preferred.



## Rear Tip Orifice Choice

The rear component of the FlipTip is available in 6 different orifice sizes and provides water flows starting at 570 l/min (150 gpm). All uniquely tapered tip inserts are designed to offer high performance water or compressed air foam streams, and are held securely in place during rugged initial attack operations.



## Pivot Lock Mechanism

The FlipTip can be quickly and securely changed from small tip to large tip during firefighting operations using a positive twist lock mechanism that prevents unintentional movement. The locking ring is easily rotated with a wet or foamy gloved hand.





### Build Your FlipTip Nozzle

From the charts on pages 14 or 15 select the series, inlet, style, rear tip, front tip or pressure control, shaper control and fog teeth from each column to configure your nozzle and yield a part number.

#### 1 Choose Series

FTT Series (tip only and integrated ball shutoff), or FTG Series (integrated ball shutoff and G-Force nozzle).

#### 2 Choose Inlet

Consult factory for other coupling options.

#### 3 Choose Style of Valve

##### Tip Only Nozzle with No Shutoff (FTT series only)

Tip only nozzle with no shutoff, often used in combination with a separate ball style shutoff valve.

##### Nozzle with Valve Shutoff

Nozzle with integral ball shutoff valve.

##### Nozzle with Valve Shutoff and Pistol Grip

Nozzle with integral ball shutoff valve and pistol grip.

#### 4 Choose Rear Tip

The rear component of the FlipTip is available in 6 different orifice sizes.

#### 5 Choose Front Tip

FlipTip's front component accepts one of 7 different orifice choices.

#### 6 Choose Flow and Pressure

##### Fixed Pressure and Flow

Optimal straight stream and fog pattern performance are achieved at a single rated flow and single rated pressure.

##### Selectable Flow with Fixed Pressure

Optimal straight stream and fog pattern performance are achieved at the selected flow and the single rated pressure.

##### Automatic Pressure / Variable Flow

Optimal straight stream and fog pattern performance are achieved over the rated flow range at the rated pressure.

##### Automatic Pressure/Variable Flow with choice of Selectable High/Low or High/Medium/Low Flow Ranges

Optimal straight stream and fog pattern performance are achieved over the rated flow range at the rated pressure. User determined flow limiting selections allow automatic pressure regulation while restricting maximum flow.

##### Automatic Pressure/Variable Flow with Automatic Override

Optimal straight stream and fog pattern performance are achieved over the rated flow range at the rated pressure. An automatic override provides higher volumes at reduced

operational pressures. Some models also offer user determined flow limiting selections allowing automatic pressure regulation while restricting maximum flow.

#### 7 Choose Shaper Control – Tactile Pattern Position Indicator

##### Fixed Tactile Indicator

Indicates straight stream pattern selection.

##### Tactile Indicator with Pattern Detent

Indicator incorporates a detent setting at a defined and set pattern selection. Tactile and audible detent will be set to partial fog pattern, unless specified otherwise.

##### Tactile Indicator with Lock Out

Indicator incorporates a lock setting that must be manually overridden by the operator to access other stream pattern choices. (Setting must be specified when ordered.)

##### Factory Set Tactile Indicator

Indicator is set to a user defined pattern selection and no other pattern choice can be made. (Setting must be specified when ordered.)

#### 8 Choose Fog Teeth

Choose from fixed molded rubber, spinning metal or fixed metal.

### FlipTip Tip Only or with Integrated Ball Shutoff

Series	Inlet	Style	Rear Tip	Front Tip				
FTT*	F	38 mm (1.5") NH Female	1	Tip Only	3	22 mm (7/8")	1	13 mm (1/2")
	J	65 mm (2.5") NH Female	2	Valve	4	24 mm (15/16")	2	16 mm (5/8")
			3	Valve and Pistol Grip	5	25 mm (1.0")	3	22 mm (7/8")
					6	29 mm (1 1/8")	4	24 mm (15/16")
					7	32 mm (1 1/4")	5	25 mm (1")
					8	35 mm (1 3/8")	6	29 mm (1 1/8")
							7	30 mm (1 3/16")

\* Some smoothbore FlipTip models are certified to EN 15182-3 PN 16. For a complete list of certified models, visit [tft.com](http://tft.com)

### Example From Chart on page 15:

A FlipTip nozzle (**Series FTG**), with a 38 mm BSP Female inlet (**Inlet B**), styled with valve and pistol grip (**Style 3**), with a 25 mm rear tip (**Rear Tip 5**), pressure control selection of automatic 230-570 l/min @ 5 bar (**Pressure Control F**), with a fixed tactile indicator (**Shaper Control 1**), and spinning metal fog teeth (**Fog Teeth S**), would yield part number: **FTGB35F1S**





## FlipTip with Integrated Ball Shutoff and G-Force Nozzle

1 Series	2 Inlet	3 Style	4 Rear Tip	6 Pressure Control	7 Shaper Control	8 Fog Teeth						
FTG	A	25 mm (1.0") BSP Female	2	One Piece Nozzle with Valve	3	22 mm (7/8")	A	Fixed 570 l/min @ 7 bar (150 gpm @ 100 psi)	1	Fixed Tactile Indicator	F	Fixed Molded Rubber
	B	38 mm (1.5") BSP Female	3	One Piece Nozzle with Valve and Pistol Grip	4	24 mm (15/16")	B	Fixed 570 l/min @ 5 bar (150 gpm @ 75 psi)	2	Tactile Indicator with Pattern Detent	S	Spinning Metal
	C	50 mm (2.0") BSP Female			5	25 mm (1.0")	C	Selectable 115/225/360/475/570 @ 7 bar (30/60/95/125/150 gpm @ 100 psi)	3	Tactile Indicator with Lock Out	M	Fixed Metal
	D	50 mm (2.0") BSP Male			6	29 mm (1 1/8")	D	Selectable 115/225/360/475/570 @ 5 bar (30/60/95/125/150 gpm @ 75 psi)	4	Factory Set Tactile Indicator		
	E	52 mm Storz			7	32 mm (1 1/4")	N	Selectable 110/230/360/470/570 l/min @ 7 bar (30/60/95/124/150 gpm @ 100 psi)				
	F	38 mm (1.5") NH Female			8	35 mm (1 3/8")	P	Selectable 110/230/360/470/570 l/min @ 5 bar (30/60/95/124/150 gpm @ 75 psi)				
	H	65 mm (2.5") BIC Male					Q	Selectable 100/200/300/400/500 l/min @ 5 bar (26/53/80/105/132 gpm @ 75 psi)				
	J	65 mm (2.5") NH Female					E	Automatic 230-570 l/min @ 7 bar (60-150 gpm @ 100 psi)				
	Q	65 mm (2.5") BSP Female					F	Automatic 230-570 l/min @ 5 bar (60-150 gpm @ 75 psi)				
	R	65 mm (2.5") BSP Male					H	Automatic 115-360 or 360-570 l/min @ 7 bar (30-95 or 95-150 gpm @ 100 psi)				
	S	65 mm (2.5") Chinese Snap Fit					J	Automatic 115-265, 265-415 or 415-570 l/min @ 7 bar (30-70, 70-110, or 110-150 gpm @ 100 psi)				
	U	38 mm Storz					L	Automatic 115-380 or 340-570 l/min @ 5 bar (30-100 or 90-150 gpm @ 75 psi)				
		*Articulated couplings are subject to additional cost. Consult factory for other coupling options.					M	Automatic 115-300, 225-415 or 415-570 l/min @ 5 bar (30-80, 60-110, or 110-150 gpm @ 75 psi)				
							S	Automatic 100-360 or 360-570 l/min @ 7 bar (27-95 or 95-150 gpm @ 100 psi)				
							T	Automatic 100-270, 270-430, or 430-570 l/min @ 7 bar (27-72, 72-114, or 114-150 gpm @ 100 psi)				
							V	Automatic 100-390 or 390-570 l/min @ 5 bar (27-130 or 130-150 gpm @ 75 psi)				
						W	Automatic 100-300, 240-420, or 420-570 l/min @ 5 bar (27-80, 64-111, or 111-150 gpm @ 75 psi)					
						G	Automatic 225-570 l/min, Automatic Override @ 7 bar (60-150 gpm, Automatic Override @ 100 psi)					
						K	Automatic 225-570 l/min, Automatic Override @ 5 bar (60-150 gpm, Automatic Override @ 75 psi)					
						R	Automatic 250-570 l/min, Automatic Override @ 7 bar (66-150 gpm, Automatic Override @ 100 psi)					
						U	Automatic 240-570 l/min, Automatic Override @ 5 bar (66-150 gpm, Automatic Override @ 75 psi)					
						X	Automatic 100-360 or 360-570 l/min, Automatic Override @ 7 bar (27-95 or 95-150 gpm, Automatic Override @ 100 psi)					





Low and Multi-Expansion foam attachments are designed specifically to enhance foam application performance through the G-Force Series of fixed, selectable gallonage, and automatic nozzles.

Attachments are easily added or removed using a simple clamping mechanism that attaches to the nozzle's front bumper. Produced from lightweight polymers or rubber, both the low expansion and multi-expansion attachments are ideally suited for Class A and flammable liquid applications.



**FJ-LX-G**  
Low Expansion



**FJ-MX-G**  
Multi-Expansion



**FJ-GD**  
Low Expansion  
Short Tube

The multi-expansion attachment offers the highest foam expansion and finished foam performance with alcohol resistant foam concentrates (synthetics). The low expansion attachment is ideal for protein and fluoroprotein concentrates.

## FoamJet Order Matrix

	Low Expansion Short Tube	Low Expansion Long Tube	Multi-Expansion
25 mm (1.0") G-Force	FJ-GD	FJ-LX-U-G	FJ-UMX-G
38 mm (1.5") G-Force		FJ-LX-G	FJ-MX-G

**G-Force Foam attachments are compatible with the following foam concentrates:**

- Protein (P)
- Fluoroprotein (FP)
- Film Forming Fluoroprotein (FFFP)
- Alcohol Resistant Fluoroprotein (AR-FP)
- Alcohol Resistant Film Forming Fluoroprotein (AR-FFFP)
- Aqueous Film Forming Foam (AFFF)
- Alcohol Resistant Film Forming Foam (AR-AFFF)
- Class A







The Chimney Snuffer quickly and safely suppresses chimney fires using an ultra-fine spray, greatly reducing potential water damage. The durable 2.3 kg (5 pound) nozzle head is simply operated by a single firefighter and easily breaks through potential blockages within the chimney.

Eight strategically placed nozzles provide 150 liters (40 gallons) per hour at 4 bar (60 psi), allowing the Chimney Snuffer to be supplied by an attack line, 25 mm (1") line, or even a garden hose. The entire package weighs less than 6.8 kg (15 pounds) and is easily stored in an apparatus compartment. The Chimney Snuffer Nozzle head and garden hose adapter can be purchased separately.



- Package Includes Nozzle Head, Burn Resistant Rubber Hose, 25 mm (1") Ball Style Shut Off, 38 x 25 mm (1 1/2" x 1") Adapter and a 19 mm (3/4") Garden Hose Adapter
- Compact, Lightweight and Simple to Deploy
- Ideal for Use in ALL Types of Chimney Liners (Metal, Masonry or Ceramic)
- Head Easily Breaks Through Creosote Buildup, Nests or Other Debris

**Chimney Snuffer™  
Order Matrix**

A3830
Nozzle Head, Rubber Hose, 25 mm (1") Ball Shutoff, 38 x 25 mm (1 1/2" x 1") Adapter, and 19 mm (3/4") Garden Hose Adapter

A3831
Nozzle Head, and 19 mm (3/4") Garden Hose Adapter



# Low Profile Ball Intake Valve

Providing maximum flow performance in an extremely compact package, this low profile intake/discharge ball style valve delivers incredible value for critical apparatus or industrial water supply operations. Lightweight aluminum alloy construction is hard anodized and powder coated for maximum corrosion resistance, even in the harshest fireground applications.

An integrated pressure relief valve offers operator selected pressure choices to provide protection to hose and pumping systems from unwanted pressure spikes. Unique ball style shutoff allows the valve to remain dry when closed. An air bleed valve permits unwanted air to escape simplifying water supply pumping operations.



- Compact Lightweight Design Fits Easily Into Tight Pump Panel Configurations
- 5 Year Warranty Against Corrosion
- Integrated Adjustable Pressure Relief Valve Provides Fast Reacting High Volume Protection from Water Hammers in the Hose lines
- Individually Serialized for Tracking and Continued Service and Technical Support
- Highly Visible Valve Position Indicator and Slow Close Operation Exceeds All Standards Requirements
- Flow Efficient Waterway Has Less Than 0.3 bar (5 psi) Loss at the Rated 4750 l/min (1255 gpm) Flow

## Low Profile Ball Intake Valve Order Matrices

		Hose Side Threads		
Pump Side Threads	Threads	102 mm (4") Rigid Storz	127 mm (5") Rigid Storz	152 mm (6") Rigid Storz
	127 mm (5") Female Swivel Rocker Lug	ABD3SP-NT	ABD3ST-NT	ABD3SX-NT
	152 mm (6") Female Swivel Rocker Lug	ABD3SP-NX	ABD3ST-NX	ABD3SX-NX

		Hose Side Threads			
Pump Side Threads	Threads	102 mm (4") Rigid Male	114 mm (4.5") Rigid Male	127 mm (5") Rigid Male	152 mm (6") Rigid Male
	127 mm (5") Female Swivel Rocker Lug	ABD8NP-NT	ABD8NR-NT	ABD8NT-NT	ABD8NX-NT
	152 mm (6") Female Swivel Rocker Lug	ABD8NP-NX	ABD8NR-NX	ABD8NT-NX	ABD8NX-NX

		Hose Side Threads				
Pump Side Threads	Threads	89 mm (3.5") Female Swivel Rocker Lug	102 mm (4") Female Swivel Rocker Lug	114 mm (4.5") Female Swivel Rocker Lug	127 mm (5") Female Swivel Rocker Lug	152 mm (6") Female Swivel Rocker Lug
	127 mm (5") Female Swivel Rocker Lug	ABD7NN-NT	ABD7NP-NT	ABD7NR-NT	ABD7NT-NT	ABD7NX-NT
	152 mm (6") Female Swivel Rocker Lug	ABD7NN-NX	ABD7NP-NX	ABD7NR-NX	ABD7NT-NX	ABD7NX-NX







## BlitzForce Lightweight Portable Attack Monitor

The BlitzForce is one of Task Force Tips' innovative, lightweight, and highly versatile portable attack monitors. Rated up to 2000 l/min (500 gpm), BlitzForce integrates a low loss waterway with positive locking valve control, and a corrosion preventing anodized and powder coat finish. An exclusive high strength tie-down strap and carbide tipped folding legs offer extreme stability in varying fire environments. With an integral stream shaper for superior reach and penetration performance, the BlitzForce delivers a 20 degree side to side (40 degree total) and a 20 degree to 60 degree up and down range of stream motion. A five year warranty, stainless steel apparatus mounting bracket, and your choice of combination nozzle or stacked tips are standard.

## BlitzForce™ Order Matrix

Ground Monitor	Nozzle Type	Bracket	Combination Package Numbers
XXL111A BlitzForce Portable Monitor with Ball Valve	<b>ZN12A</b> Fixed Gallonage 2000 l/min @ 7 bar (500 gpm @ 100 psi)	XXL-B Stainless Steel Storage Bracket	<b>XXLG-32</b> BlitzForce Portable Monitor, ZN Combination Nozzle, Storage Bracket <b>XXLG-32NB</b> Same as above without bracket
	<b>MST-3NJ</b> 3 Stacked Tips: 25 mm, 32 mm, 38 mm (1", 1.25" and 1.5")		<b>XXLG-42</b> BlitzForce Portable Monitor, Stacked Tips, Storage Bracket <b>XXLG-42NB</b> Same as above without bracket
	<b>Max Series Nozzle</b> MD12A, MD14A, MD17A, MD18A, MD22A, MD27A, MD28A, MD32A Visit <a href="http://tft.com">tft.com</a> for specifications.		<b>XXLG-52</b> BlitzForce Portable Monitor, Choice of Max Series Nozzle, Storage Bracket <b>XXLG-52NB</b> Same as above without bracket
XXL211A BlitzForce Oscillating Portable Monitor with Ball Valve	<b>ZN12A</b> Fixed Gallonage 2000 l/min @ 7 bar (500 gpm @ 100 psi)	XXL-B Stainless Steel Storage Bracket	<b>XXLC-33</b> BlitzForce Oscillating Portable Monitor, ZN Combination Nozzle, Storage Bracket <b>XXLC-33NB</b> Same as above without bracket
	<b>MST-3NJ</b> 3 Stacked Tips: 25 mm, 32 mm, 38 mm (1", 1.25" and 1.5")		<b>XXLC-43</b> BlitzForce Oscillating Portable Monitor, Stacked Tips, Storage Bracket <b>XXLC-43NB</b> Same as above without bracket
	<b>Max Series Nozzle</b> MD12A, MD14A, MD17A, MD18A, MD22A, MD27A, MD28A, MD32A Visit <a href="http://tft.com">tft.com</a> for specifications.		<b>XXLC-53</b> BlitzForce Oscillating Portable Monitor, Choice of Max Series Nozzle, Storage Bracket <b>XXLC-53NB</b> Same as above without bracket

### Small, Lightweight and Compact Design

Weighing just 6.6 kg (14.5 lbs.), the BlitzForce stores securely for a rapid deployment in a space of only 48 x 23 x 30 centimeters (19" x 9" x 12"), and a ground hugging 66 cm (26") wide when deployed for initial attack.

### High Flow, Low Loss Waterway

Full flow 65 mm (2") waterway provides 2000 l/min (500 gpm) initial attack flows with only 0.5 bar (9 psi) loss. A removable internal stream straightener is standard, and the valve design provides positive locking in the closed position.

### Optional Oscillation

The BlitzForce OSC monitor features a water driven turbine that when engaged, allows the nozzle to automatically sweep 10, 15, or 20 degrees either side of center. The simple to use oscillating mechanism can be disengaged allowing manual horizontal rotation.

### High Performance Fire Streams Flexibility

With horizontal movement of 20 degrees either side of center, and an elevation range 30 to 60 degrees in unassisted mode, or a low 20 degree angle when assisted, the BlitzForce provides amazing operational versatility.

### Rugged Durability

Each monitor is produced from hard coat anodized aluminum alloy, stainless steel, and is powder coated for maximum corrosion and abrasion resistance. Permanent laser engraved operational instructions, reflective labeling, unique product serialization, and a stainless apparatus mounting bracket are all standard.



XXLG-42 Package





**DECON/pak™**  
PORTABLE DECONTAMINATION SYSTEM  
PATENTED

## Portable Decontamination System

The DECON/pak Portable Decontamination System is a self-contained agent proportioning and rinse application system developed specifically for gross decontamination of firefighting personnel and equipment.

Inject a variety of approved personal protective clothing gross decontamination agents from 0.1% to 0.5%. The rugged green polyethylene 9.5 l (2.5 gal.) concentrate tank is supplied by a pressurized 25 or 38 mm (1 or 1 ½") hoseline. The unit includes an integrated twist shut-off valve, selective injection metering knob, and is easily disassembled for cleaning.

The pressure vacuum seal on the lid and inlet debris screen assure that the approved decontamination agent chosen can be stored ready for immediate use.

A detachable fan spray nozzle is attached to a 3.7 m (12') discharge hose for ease of use during agent application or rinsing operations.



## PRO/pak® Portable Multipurpose Foam System

TFT's PRO/pak foam injection and application system is the ideal choice with any Class A, AFFF or Alcohol Resistant foam concentrate.

Everything you need is contained in one package that attaches to the end of your 25 or 38 mm (1 or 1 ½") fire hose. The PRO/pak has a high impact 9.5 l (2.5 gal.) foam reservoir with a built-in eductor that can be set to the ratio of foam or wetting agents being used. A large, easy-open fill port has an indicator to show the type of liquid in the tank. Flow is controlled by a twist grip valve that also functions as a carrying handle.

With three different quick connect nozzles included, the PRO/pak system is capable of producing low or medium expansion finished foam, while operating at low inlet pressures.





**DECON/pak  
can be used with  
Detergents, and  
Disinfectants\*\***

**CAN  
CER**

*Studies show that field decon using soap, water and brush can reduce cancer causing contamination on turnout gear by 85%.\**

- Green tank with Decon-specific graphics.
- Operational Instructions molded into the side of the Tank.
- Single 0.1 to 0.5% proportioning selection and rinse option\*\*
- Includes fan shaped nozzle rather than smoothbore tip that will be permanently fixed to the hose. Fan nozzle can be removed if necessary via button head screw.

\* Source: Journal of Occupational and Environmental Hygiene DOI: 10.1080/15459624.2017.1334904  
 \*\* Contact your turnout gear manufacturer for cleaning agent recommendation for your specific gear.

**DECON/pak™ Order Matrix**

Model	Coupling	Thread	Includes
UM12-D	25 mm (1.0")	NH Swivel Inlet	Detachable Fan Nozzle and 3.7 m (12') Discharge Hose
UM12-NF-D	38 mm (1.5")	NH Angled Swivel Inlet	Detachable Fan Nozzle and 3.7 m (12') Discharge Hose

*Additional threads available upon request. Individual components can be purchased separately. A complete list of accessories is available online.*

**DECON/pak Individual Components**

Detachable Fan Spray Nozzle	U-FN-TG
Discharge Hose 3.7 m (12 ft)	U-HS12
DECON/pak Storage Bracket	U-B

**PRO/pak Individual Components**

PRO/pak Storage Bracket	U-B
Low Expansion Nozzle	U-LX12
Straight Stream Nozzle	U-SS12
Medium Expansion Nozzle	U-MX12
Discharge Hose 82 cm (2.7 ft)	U-HS
Discharge Hose 1.8 m (6 ft)	U-HS6
Discharge Hose 3.7 m (12 ft)	U-HS12
Discharge Hose 7.6 m (25 ft)	U-HS25



UM12

**PRO/pak® Order Matrix**

Model	Coupling	Thread
UM12	25 mm (1.0")	NH
UM12-NF	38 mm (1.5")	NH (Angled Coupling)

*Additional threads available upon request. Individual components can be purchased separately. A complete list of accessories is available online.*

- Rapid Suppression Foam System That Is Rugged, Compact and Lightweight
- Works with any Class A, AFFF or Alcohol Resistant Foam Concentrates
- Inlet Pressures from 3 to 34.5 bar (40 to 500 psi), with a Nominal Flow of 45 l/min at 7 bar (12 gpm at 100 psi)



# TRANSFORMER™

## PIERCING NOZZLE

### PA1 - Piercing Nozzle System

The Task Force Tips Transformer PA1 Piercing Nozzle System is designed to deliver water or foam solutions to areas inaccessible to the fire fighter. A series of jets near the point apply a wide reaching pattern at a rated flow of 570 l/min at 7 bar (150 gpm at 100 psi).

The PA1 system includes a unique twist-grip shutoff valve, a 3 port junction block with striking head, 2 extension tubes, and the flow tube with piercing point. The easy to use and rugged, twist-grip shutoff valve, regulates nozzle flow without the need for an additional shutoff valve.

The 3 port junction block and striking head allow the nozzle to be configured to short, medium, long and L shaped combinations, making it easily adaptable to specific fireground situations.

The PA1 system features a hardened steel piercing point, all extension tubes and valve are constructed of hard coated extruded aluminum, and a sturdy nylon carrying bag with compartments for each component is included.



### Transformer™ PA1 Order Matrix

PA1	Inlet
Includes: 2 - 48 cm (19") Extension Tubes, 1 - 36 cm (14") Flow Tube with Piercing Point, Twist-Grip Shutoff Valve, 3 Port Junction Block with Striking Head, and Nylon Carry Bag	38 mm (1.5") NH Female

*Additional threads available upon request.*



### Configuration Examples





Includes  
Distribution Nozzle &  
Pistol Grip

# TRANSFORMER™ PIERCING NOZZLE

## PA2 - Piercing Nozzle System

The Task Force Tips Transformer PA2 Piercing Nozzle System is designed to deliver water or foam solutions to areas inaccessible to the fire fighter. A series of jets near the point apply a wide reaching pattern at a rated flow of 570 l/min at 7 bar (150 gpm at 100 psi).

The PA2 system includes a distribution nozzle rated at 570 l/min (150 gpm), that provides a wide fully filled pattern, and an adapter allowing the distributor nozzle to be used on any 38 mm (1.5") NH threaded hoseline.

Also included is a unique twist-grip shutoff valve, a 3 port junction block with striking head, pistol grip, 2 extension tubes, and the flow tube with piercing point. The easy to use and rugged, twist-grip shutoff valve, regulates nozzle flow without the need for an additional shutoff valve.

The 3 port junction block and striking head allow the nozzle to be configured to short, medium, long and L shaped combinations, making it easily adaptable to specific fireground situations.

The PA2 system features a hardened steel piercing point, an aluminum and stainless distribution nozzle, all extension tubes, pistol grip and valve are constructed of hard coated extruded aluminum, and a sturdy nylon carrying bag with compartments for each component is included.

## Transformer™ PA2 Order Matrix

PA2	Inlet
Includes: 2 - 48 cm (19") Extension Tubes, 1 - 36 cm (14") Flow Tube with Piercing Point, Twist-Grip Shutoff Valve, Pistol Grip, 3 Port Junction Block with Striking Head, Distribution Nozzle, Adapter, and Nylon Carry Bag	38 mm (1.5") NH Female

*Additional threads available upon request.*



Extension Tubes  
PA11



Flow Tube PA12  
with Piercing  
Point PA14



Twist-Grip  
Shutoff Valve  
PA22



Pistol  
Grip  
PA25



Junction Block PA15  
with Striking  
Head PA16



Distribution  
Nozzle PA26  
Individual  
Spinner PA21




Adapter  
PA18



Nylon Carry Bag  
PA20

### PA2 SYSTEM

*Individual components can be purchased separately.*







# BlitzForce™


## PORTABLE MONITOR

(page 19)

### New Force Resources

Every New Force product is backed by TFT's

- 24 Hour Service Program
- Five Year Warranty
- 24 Hour Technical Service and Support



You'll find everything you need at [newforce.tft.com](http://newforce.tft.com)

- On-line Catalog and Product Search
- New Force Product Videos
- Operational Manuals, Service and Training Information
- Authorized Dealer Look-up
- On-line Technical Library



[newforce.tft.com](http://newforce.tft.com)  
 Contact your international  
 TFT Representatives at  
 +1 219-548-4000 • +1 219-462-6161  
 or e-mail [intsales@tft.com](mailto:intsales@tft.com)



Made In The USA

Task Force Tips saves lives and protects property by designing and manufacturing innovative tools which exceed the expectations of those that risk their lives to save others.

