


1002 1480 nm Pump

PL-1465-PM-280



1465 nm Pump Laser Diode, 280 mW, PM Fiber

The pump has been designed for use in a wide variety of optical amplifiers, such as EDFA and Raman amplifiers used in optical transmission systems, especially in dense wavelength division multiplexing (DWDM) systems. A strained multi-quantum well (st-MQW) laser diode chip is integrated with thermo-electric cooler (TEC) and PIN photodiode in a hermetically sealed 14-pin butterfly package.

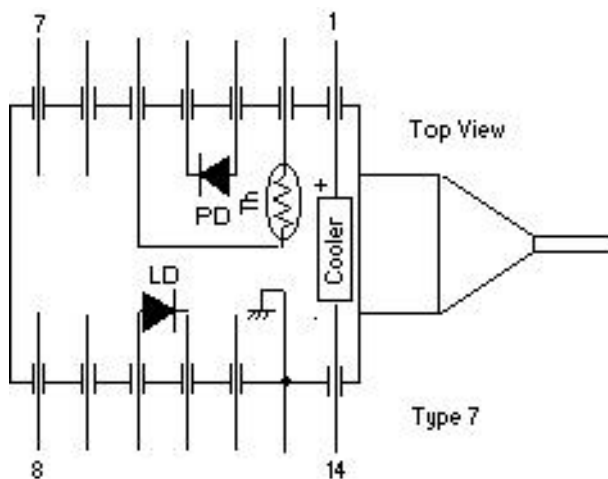
FEATURES

- Rated Output Power Up to 280 mW (CW)
- Polarization Maintaining Fiber Pigtail
- 14-pin Butterfly Footprint
- Integrated PIN Photodiode for Back Facet Monitor
- Single Mode Fiber

USE IN

- Pump Source for Er-Doped Fiber Amplifier
- C- and/or L-band EDFA
- Single Channel Amp. to DWDM Amp.
- Pump Source for Raman Amplifier

FUNCTIONAL DIAGRAM



Pin Description	
1	Cooler (+)
2	Thermistor
3	PD Anode (-)
4	PD Cathode (+)
5	Thermistor
6	Not Connected
7	Not Connected

Pin Description	
8	Not Connected
9	Not Connected
10	LD Anode (+)
11	LD Cathode (-)
12	Not Connected
13	Case GND
14	Cooler (-)

Order notes to our customers: The default parameters are as follows. For special needs, please contact sales.
1) Connector FC/APC, 900 um, 1 m by default for all devices except for high power devices.
2) Slow axis working, fast axis blocked, connector key is aligned to slow axis by default for PM devices.

1002 1480 nm Pump

PL-1465-PM-280

Storage Temperature	-40°C to 85°C
Operation Temperature	-20°C to 70°C
LD Forward Current	1300 mA max.
LD Reverse Voltage	2 V max.
PD Forward Current	5 mA max.
PD Reverse Voltage	20 V max.
TEC Current	-1.1 A min.; 4.5 A max.
TEC Voltage	4.2 V max.
Center Wavelength (FP)	1460 nm to 1490 nm
Center Wavelength (FBG)	1420 nm to 1510 nm (± 1.5 nm)
Spectral Width (FP)	8 nm max.
Spectral Width (FBG)	3 nm max.
LD Forward Voltage	2.5 V max.
LD Forward Current at EOL	1.2xI _F BOL mA max.
Monitor Current	50 μ A min.; 1500 μ A max.
Monitor Dark Current	100 nA max.
Extinction Ratio	16 dB min. (Type 4 & Type 6)
Isolation	30 dB min. (Type 3 & Type 4)
Thermistor Resistance	9.5 k Ω min.; 10 k Ω typ.; 10.5 k Ω max.
Thermistor B Constant	3900 typ.

Order notes to our customers: The default parameters are as follows. For special needs, please contact sales.

1) Connector FC/APC, 900 μ m, 1 m by default for all devices except for high power devices.

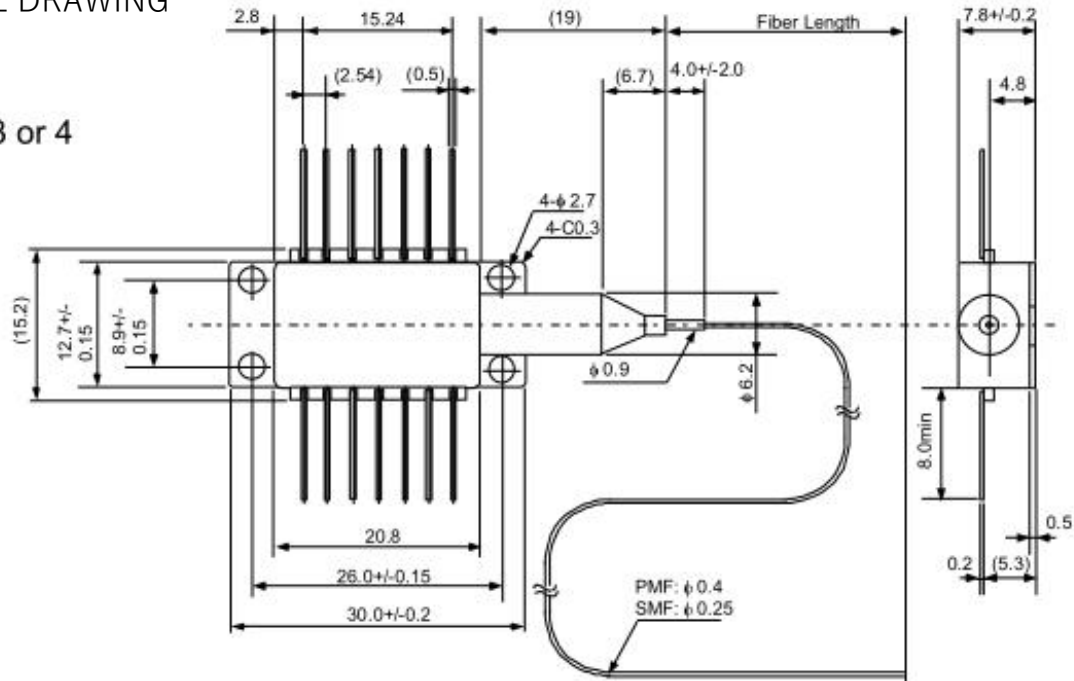
2) Slow axis working, fast axis blocked, connector key is aligned to slow axis by default for PM devices.

1002 1480 nm Pump

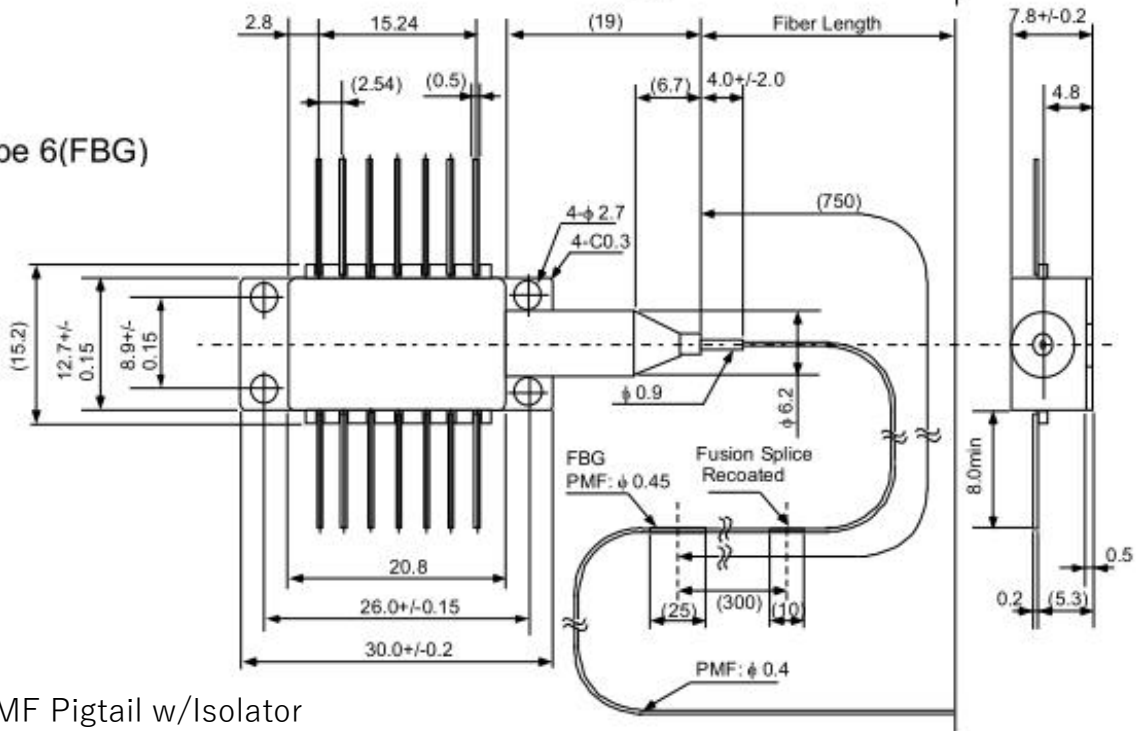
PL-1465-PM-280

MECHANICAL DRAWING

Type 3 or 4



Type 6(FBG)



Type 3: SMF Pigtail w/Isolator

Type 4: PMF Pigtail w/Isolator

Type 6: PMF Pigtail w/FBG

Order notes to our customers: The default parameters are as follows. For special needs, please contact sales.

- 1) Connector FC/APC, 900 um, 1 m by default for all devices except for high power devices.
- 2) Slow axis working, fast axis blocked, connector key is aligned to slow axis by default for PM devices.