


0202 1480 nm Pump Laser Diode

PL-1435-PM-240



1435 nm Pump Laser Diode, 240 mW, PM Fiber

The pump has been designed for use in a wide variety of optical amplifiers, such as EDFA and Raman amplifiers used in optical transmission systems, especially in dense wavelength division multiplexing (DWDM) systems. A strained multi-quantum well (st-MQW) laser diode chip is integrated with thermo-electric cooler (TEC) and PIN photodiode in a hermetically sealed 14-pin butterfly package.

FEATURES

- Rated Output Power Up to 240 mW(CW)
- Polarization Maintaining Fiber Pigtail
- 14-pin Butterfly Footprint
- Integrated PIN Photodiode for Back Facet Monitor

USE IN

- Pump Source for Er-Doped Fiber Amplifier
- C- and/or L-band EDFA
- Single Channel Amp. to DWDM Amp.
- Pump Source for Raman Amplifier

Laser Type	st-MQW
Center Wavelength	1435 nm
Fiber Bragg Grating	No
Output Power	240 mW
Operation Current	900 mA max.
Polarization Extinction Ratio	20 dB typ.
Connectors	FC/APC
Spectral Width	10 nm max.
TEC Cooled	Yes
Optical Isolator	30 dB typ.
Internal Back-Facet Monitor	PIN Diode
Built-in Thermistor	Yes
Package Type	14-pin Butterfly
Fiber Type	PANDA
Operation Temperature	-20°C to +70°C
Qualifications	Telcordia GR-468, ISO9001

Order notes to our customers: The default parameters are as follows. For special needs, please contact sales.

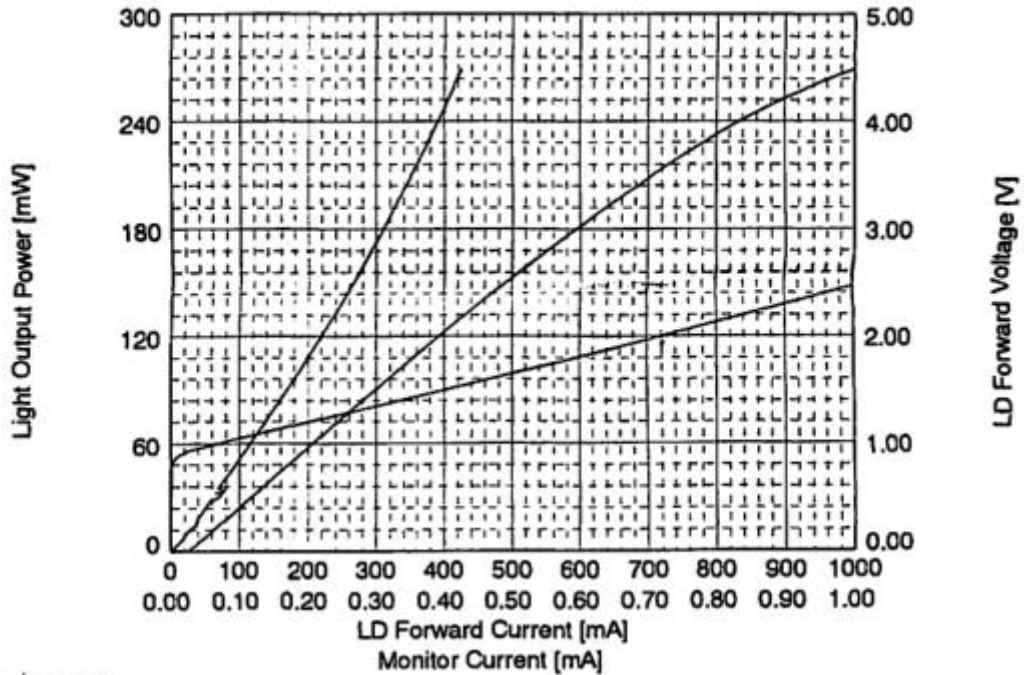
1) Connector FC/APC, 900 um, 1 m by default for all devices except for high power devices.

2) Slow axis working, fast axis blocked, connector key is aligned to slow axis by default for PM devices.

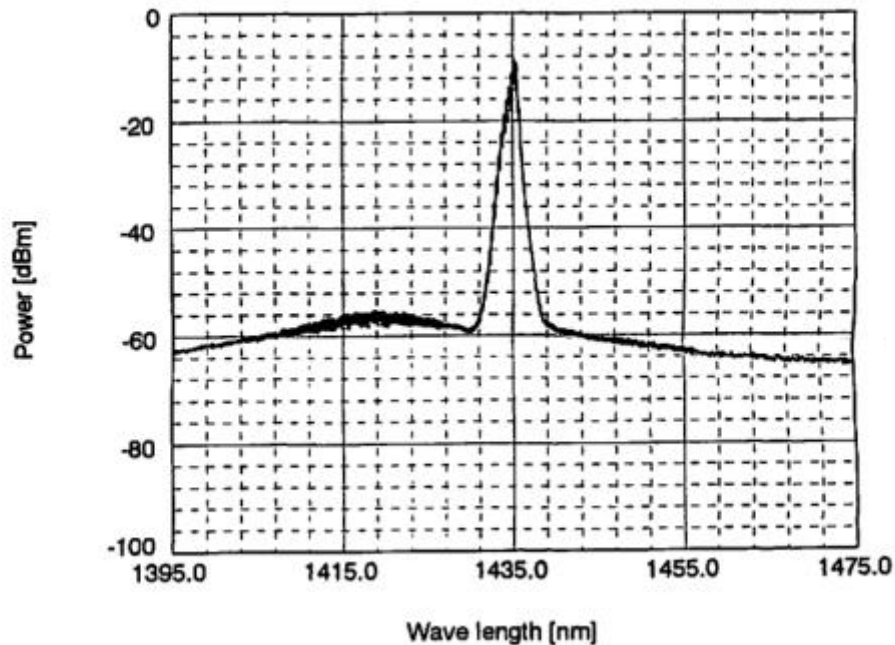
0202 1480 nm Pump Laser Diode

PL-1435-PM-240

L-I curve



Spectrum



Order notes to our customers: The default parameters are as follows. For special needs, please contact sales.
 1) Connector FC/APC, 900 um, 1 m by default for all devices except for high power devices.
 2) Slow axis working, fast axis blocked, connector key is aligned to slow axis by default for PM devices.