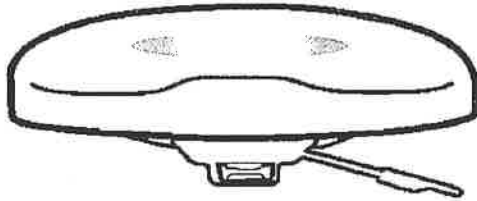


## ASSEMBLY INSTRUCTION - PNEUMATIC WORK STOOL

#18292

Ⓐ Seat .....1pc



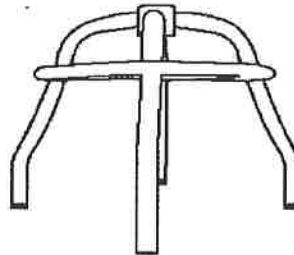
Ⓑ Pneumatic Cylinder ....1pc



Ⓒ Cover .....1pc



Ⓓ Base .....1pc



WARNING: Maximum weight capacity 240 lbs( 109 kgs)

### STEP 1

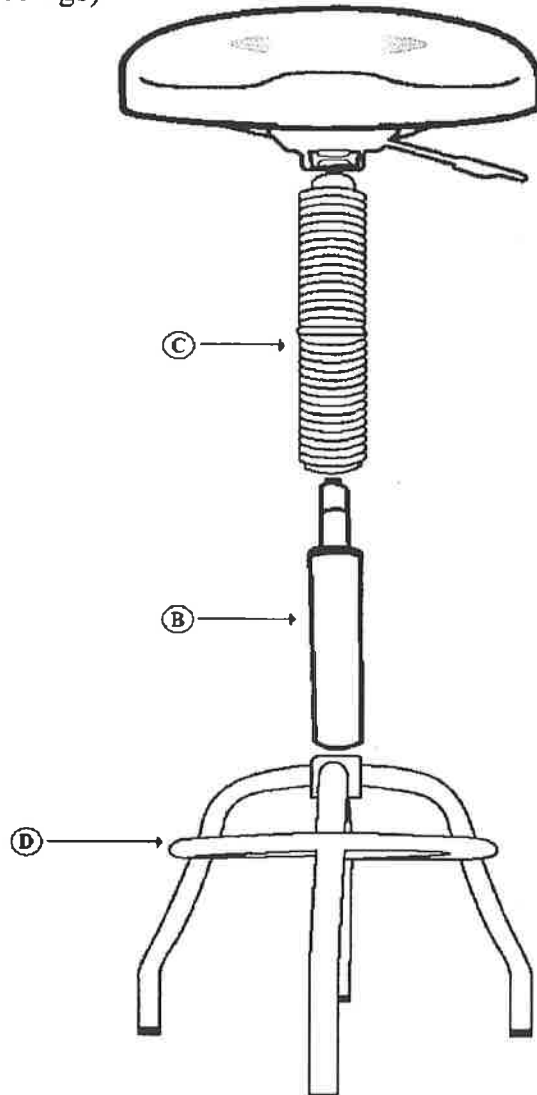
Insert the large end of the Pneumatic Cylinder (B) into the Base (D) collar.

### STEP 2

Slide the Cover (C) over the Pneumatic Cylinder (B).

### STEP 3

Place the Seat (A) onto the small end of the Pneumatic Cylinder (B).



MODEL No. 18292

Seville Classics, Inc.  
Torrance, CA 90501 USA

CUSTOMER SERVICE  
Toll Free: 1-800-323-5565

8:30am - 4:30pm ( Pacific Standard Time) Monday through Friday  
Website & Online Store: [www.sevilleclassics.com](http://www.sevilleclassics.com)

PLEASE READ AND SAVE THESE INSTRUCTIONS

© 2010 Seville Classics, Inc.