

straightcurve®


Specifications

3" Flexline™

LENGTH 87" | TOP THICKNESS 0.24"

FINISHES

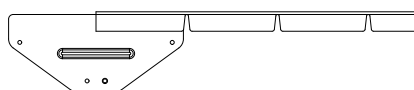
- Galvanised Steel
- Weathering Steel



Steel plate thickness 0.06"

SOLD AS SET INCLUDING

- ✓ Connector plate (pre-attached)
- ✓ 3 x galvanised spikes, 12" long



Installation guide

3" Flexline™



PREPARATIONS

Level the base before you start; compacting the base is recommended. This product can be used on a sandy base as well as on compacted roadbase.

Note: This edge allows gentle sloping

CORNERS

Corners are bent in by hand and shaped up with a mallet where required.

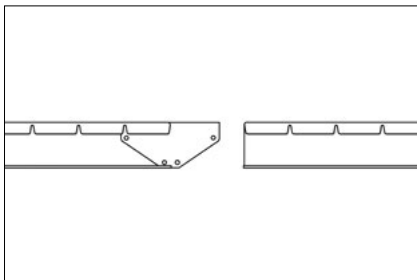
REQUIRED FIXINGS

- ✓ 2 x Tek Screws (12G x 0.63") or
- ✓ 2 x pop rivets (0.16" shaft)

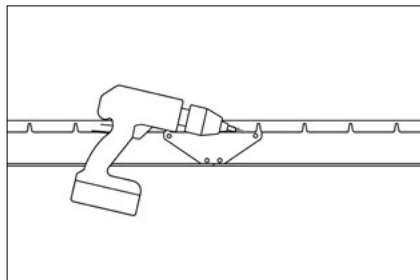
TIP

- ✓ Point the feet inward if infilling with crush or stone for a path. Compacting the fill then increases the strength of the edge.
- ✓ Position whole run first before fixing in place, starting from one end.
- ✓ One length makes a tight 28" diameter circle.

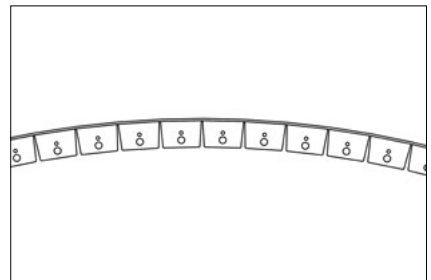
STEP 1 - JOIN



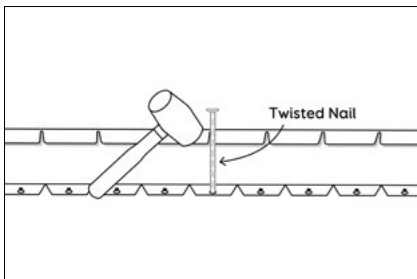
STEP 2 - SCREW (OR RIVET)



STEP 3 - FLEX



STEP 4 - FIX



CORNER - BEND TAB BEFORE SHAPING OUT

