



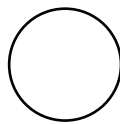
Ring Sizing Tool

If you have a ring that fits you well but you don't know its size, print out this guide to help you determine the size. Print this page on 8.5" x 11" letter paper "actual size" (not "fit to page," "fill page" or scaled in any way).

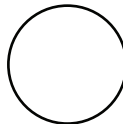
IMPORTANT! After you print this page, to be sure it was printed correctly, measure this line to ensure it is 1-inch long.




If the above line is exactly 1-inch, place your ring on the circles below until you find the one that matches most closely to determine the size.




Size 4




Size 5




Size 6




Size 7




Size 8




Size 9




Size 10




Size 11



Size 12



Size 13



Size 14

Pro tip: If you're between sizes, we suggest selecting the larger size to make it easier to take on & off for fidgeting.