

GESS[®]
Basic

SKY


Ultrasonic face cleansing device

Ultraschall-Gesichtsgerät

Ультразвуковой прибор для лица

Ультрадыбыстық бет аппараты

USER'S MANUAL



ULTRASONIC FACE CLEANSING DEVICE

Thank you for purchasing SKY ultrasonic face cleansing device!

We reserve the right to modify the design and additions to the description of our products. Changes may be made without notice, it refers to the color and components.

Please, read the instructions for use before using the appliance. Keep the instructions in good condition for a possible appeal to it if necessary.

Pay particular attention to the «Safety Cautions».

CONTENTS

Description and purpose	2	Preparation and procedure.....	8
Indications for use	3	Recommendations	13
Safety measures	3	Cleaning and care	14
Device components.....	6	Troubleshooting	14
Charging device.....	7	Specifications.....	15
Control	7		

DESCRIPTION AND PURPOSE

The Ultrasonic Device «Sky» is intended for comprehensive skin care of the face and décolleté. The device combines several types of exposure — ultrasonic peeling, phonophoresis, micromassage, ion cleansing, iontophoresis. The treatment course approach to cleansing will give the skin a fresh and well-groomed appearance. After several treatments, the skin quality improves noticeably.

- **Peeling mode** — ultrasonic peeling mode. It presents the effective stimulating facial skin care treatment at any age. The process of exfoliation and cleansing of the skin occurs gently and gradually without stretching or mechanical damage to the skin. After a few sessions, acne disappears, sebaceous glands start working normally, the upper layer of the epidermis is renewed, and the skin becomes noticeably softer and more elastic.
- **Lifting mode** — phonophoresis/micromassage mode. Ultrasound increases the activity of cosmetics. It enhances the penetration of valuable nutrients into the deepest layers of the skin, thereby significantly increasing the effectiveness of cosmetics. Ultrasound massage tones the muscles, performs tissue massage at the cellular level, visibly rejuvenates the skin and tightens the oval of the face.
- **ION «+» mode** — Ultrasonic and Ion Cleansing Mode. It enriches your skin with positive ions and cleanse it deeply, removing impurities and excess oil production. (*recommended for oily skin).
- **ION «-» mode** — Iontophoresis mode. Iontophoresis treatment enriches your skin with negative ions. It normalizes sebaceous glands function, gives anti-inflammatory effect, and promotes detoxication. It provides lymphatic drainage, eliminates puffiness, and enhances the absorption of valuable nutrients into the deepest layers of the skin.

INDICATIONS FOR USE

- Blackheads, enlarged pores, skin inflammation;
- The presence of a keratinized layer of the skin, peeling, post-acne;
- Puffiness, formation of nasolabial folds;
- Disorders of the sebaceous glands: dry and dehydrated skin or excessively oily skin;
- Age-related changes: deep and mimic wrinkles, decreased skin tone, unhealthy skin color, double chin formation.

SAFETY MEASURES

The safety cautions noted below are to reduce unpredicted danger and reduce loss through the safe and correct use of the product.

Cautions are classified as (Warning) and (Precautions) and the meaning as follows.

Attention!

- Do not use the device near flammable liquids (gasoline, thinner, spray, etc.). Doing so could result in a fire.
- Do not touch the device with wet hands. Doing so may result in electric shock and / or short circuit.
- Do not keep this apparatus near water (baths, swimming pools, etc.) Doing so may result in electric shock and / or short circuits.

- Keep the device out of the reach of children. Do not let children play with the appliance. Failure to do so may result in burns, electric shock, or other injury.
- Use only the USB cable supplied with the product.
- Avoid mechanical shock.
- In case of malfunction, do not try to disassemble the device yourself.
- Do not open the instrument case. In case of malfunction, contact a specialist in the service center.

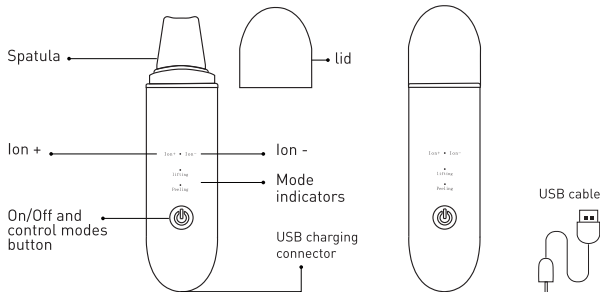
Contraindications for use:

- Violations of the heart rhythm (arrhythmias), which are paroxysmal in nature (atrial fibrillation, paroxysmal tachycardia, group extrasystole).
- Insufficient blood circulation.
- Diseases of the blood, thrombophlebitis.
- Wearing a pacemaker or other electronic implants.
- Skin diseases.
- Oncological diseases.
- Violation of the integrity of the skin — wounds, abrasions, trophic ulcers.
- Severe inflammatory and purulent process
- Disturbance of skin sensation as a result of injury or nerve disease

- Feeling unwell
- If you have implants under skin or in muscles (golden threads, metal post-operation clamps, silicone). These contraindications do not apply to dental crowns, posts and braces.
- Poor physical condition
- Alcohol intoxication

It is prohibited to use this device on the following areas:

- Eyes;
- The area above your heart and thyroid gland;
- Reproductive organs;
- The area with silicone implant and gel wrinkle filling;

DEVICE COMPONENTS

Package contents: device with lid, usb cable, instructions, warranty card.

CHARGING DEVICE

Charge the device fully before using it for the first time. The maximum charging time of the device is 2 hours (if it is discharged).

1. Use USB cable from the set to charge the device.
2. All indicators will blink while charging. When the device is fully charged, indicators will turn off.
3. When the battery is low, you will hear a bleep twice and device will turn off.
4. The charging time may differ depending on the operating time and conditions.
5. During long-term storage, the device will be discharged even without use. In this case, it is necessary to recharge the device at least once a month.
6. After full charge the device operates continuously for 2 hours.

CONTROL

1. The device is operated by one button.
2. To turn on/off the device press and hold the button for 2 seconds;
3. Press the button to choose mode. Light indicator will show which mode is chosen.

PREPARATION AND PROCEDURE

PREPARATION

- Before starting the procedure, it is necessary to remove impurities and makeup from the skin of the face and décolleté.
- To increase the effectiveness of the ultrasound procedure, you can prepare the skin with a light scrub.
- Work should be performed using a water-based gel/serum/lotion designed for ultrasound procedures. The main function of using cosmetics is that ultrasound increases the activity of drugs and enhances the penetration of valuable nutrients into the deepest layers of the skin. An important parameter is that the gel / serum / lotion is an ideal conductor of ultrasonic waves.
- Perform an ultrasonic cleaning or phonophoresis procedure with progressive movements along the massage lines of the face, neck and décolleté.
- After the procedure, it will be helpful to apply a face mask suitable for the skin type.

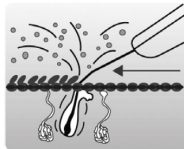
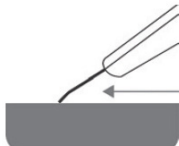
PROCEDURE**«PEELING» — ultrasonic peeling mode.**

1. Press the power button to select this mode.
2. Clean your face in the direction of the massage lines shown in the drawing.



* Correct position of the device spatula during the ultrasonic face cleaning procedure.

The spatula is positioned at an angle of 35°-45°

**Result:**

- removing dirt from the skin surface;
- elimination of impurities from the pores, elimination of blackheads and acne;
- reducing the pore diameter;
- removal of dead cells;
- improving skin tone;
- improve face color and complexion.

«LIFTING» — phonophoresis/micromassage mode

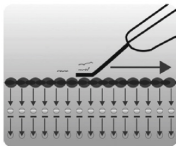
1. Press the power button to select this mode.
2. Turn the device with the other side of the shoulder spatula and perform the facial phonophoresis procedure in the direction of the massage lines shown in the drawing.



*Correct position of the instrument blade during the phonophoresis procedure. The spatula is positioned with the reverse side at an angle of 45°.

**Result:**

- skin hydration;
- skin relief alignment;
- improve face color and complexion;
- improving skin tone and elasticity.



«ION +» ultrasonic peeling & ion cleansing mode

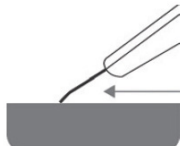
(*recommended for oily skin)

1. Press the power button to select this mode.
2. Clean your face in the direction of the massage lines shown in the drawing.

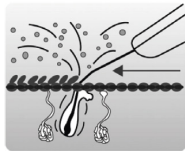


* Correct position of the device spatula during the ultrasonic face cleaning procedure.

The spatula is positioned at an angle of 35°-45°

**Result:**

- deep cleansing of the skin;
- removing dirt from the skin surface and pores;
- elimination of comedones;
- normalization of salinity processes;
- pore contraction;
- reduction and prevention of inflammation.



«ION — » Iontophoresis mode

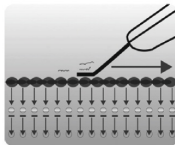
1. Press the power button to select this mode.
2. Turn the device with the other side of the shoulder spatula and perform the facial iontophoresis procedure in the direction of the massage lines shown in the drawing.



*Correct position of the instrument blade during the phonophoresis procedure. The spatula is positioned with the reverse side at an angle of 45°.

**Result:**

- improving skin tone and elasticity;
- reducing the depth of wrinkles;
- reduction of swelling;
- strengthening and tightening of the skin;
- improve face color and complexion;
- stimulation of regeneration;
- skin hydration;
- reducing welts and scars.



RECOMMENDATIONS

Use original GESS gels they are specially designed for different skin types:



1. Cleaning gel for ultrasonic peeling. For oily and combination skin. Effectively cleans pores; gently exfoliates skin; removes oily sheen; normalizes skin acidity; moisturizes and makes skin matte and fresh. Gel has antiseptic effect and does not overdry skin.



2. Cleaning gel for ultrasonic peeling. Suitable for dry and sensitive skin. Gently cleans pores and exfoliates; starts skin refreshing; calms skin and prevents irritation or redness; moisturizes; softens; evens out skin tone.



3. For ultrasound massage function use original GESS lifting gel for all skin types. Smoothens deep and small wrinkles, lifts skin, prevents new wrinkles. Rejuvenates and nourishes.



4. Cleansing gel by GESS for desincrustation of all skin types. It is suitable for ultrasonic peeling and ion cleansing.

* After the procedure, it will be helpful to apply a face mask suitable for the skin type.