



ORION Q

# USER MANUAL



## SAFETY WARNIG & INSTRUCTIONS

Please read this information carefully before using the product and keep it in a safe place:

**1.Warning For Vulnerable Consumer Groups:** The sale and use of e-cigarettes is prohibited for people under the age of 18. The use of e-cigarettes and liquids during pregnancy and breast feeding, or by a non-smoker is not recommended. Keep this e-cigarette and its components out of the reach of children.

**2.Battery Caution:** Do not expose the device to extreme temperatures. Do not disassemble the device to service or change the battery without Lost Vape's recommendation. Contact Lost Vape or an authorized repair center for battery servicing. Only dispose of Lithium Polymer batteries at suitable waste disposal facility.

**3.Pod Cartridge Attention:** Do not dry bum the pod or cotton. Prior to use it is essential to fully saturate the cotton when having filled or refilled an empty cartridge. Orion Q Pods are not covered under warranty once opened, used, or filled with liquids.

**4.Contacts:** For further questions or inquires, please contact Lost Vape at support@lostvapequest.com or visit our website: www.lostvapequest.com

**5.Warranty:** The Orion Q device is covered by a 3-month warranty from the date of purchase. Please check our Warranty Guidelines for further information.



1

## 1. PRODUCT DESCRIPTION

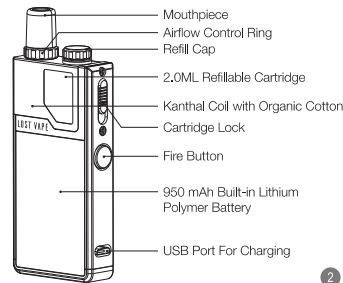
### Standard Package

- 1x Orion Q device
- 1x Orion Q Cartridge
- 1x USB charging cord
- 1x Warranty Card
- 1x User Manual

### Technical Data

Dimension	93x37x13.5mm	Weight	87g
Frame	Stainless Steel	Panels	
Pod	PC-110 (Food Grade)	Coils	Kanthal
Wattage	17W	Battery Capacity	950mAh

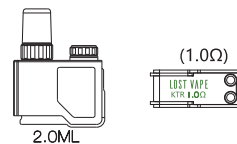
## 2. PRODUCT OVERVIEW



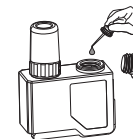
2

## 3. BASIC OPERATION

### (1) Pod Resistance



### (2) Filling and Refilling

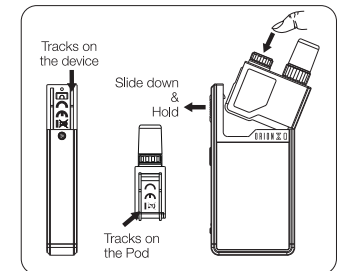


Unscrew the refill cap to open and fill the cartridge, screwing the cap back down once filling is complete.

3

### (3) Install the Pod

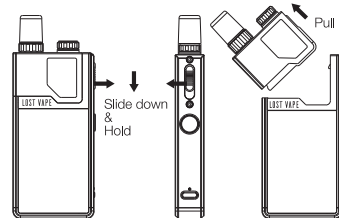
Align to match the tracks of the device and pod, press the refill cap down to lock the pod in place.



4

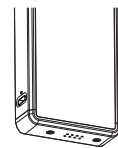
### (4) Remove the Pod

Slide the switch down to unlock the Pod, and pull it off the device.



### (5) USB Port

Plug in the USB cord for charging



5

### (6) Guide of Operation

#### ① Lock/Unlock

Press the fire button 5 times within 2 seconds to unlock/lock the device.



#### ② Battery Status Indicator

The light indicator shows the battery status when pressing the fire button.

- 64-100%
- 18-64%
- 0-17%



#### ③ Airflow adjustment

Twist the airflow control ring to adjust preferred airflow.



6

## 4. PRIMING YOUR ORION Q POD

### (1) What's Priming?

Priming an atomizer coil simply means to pre-saturate the wicking material (organic cotton) with e-liquid prior to first using it. Doing so will prevent the wicking material from overheating and burning and will increase the initial flavor intensity, as well as increase the longevity of the coil.

### (2) How to Prime?

#### Step 1: Saturate the wicking material

Open the refill cap, fill the tank with e-liquid, close the refill cap.

#### Step 2: Take 5 long draws without firing

Close the airflow control ring completely. Take 5 long draws without activating the fire button to syphon e-liquid from the tank into the cotton. However, be sure not to take too deep or strong of draws, as it could cause the coil to flood.

#### Step 3: Break-in the coil

After the coil has been primed, start vaping at the low power setting and take shorter hits for the first 10 puffs, gradually increase power and puff duration as vapor becomes more dense. Now the pod is properly primed and ready to use.

7

## 5. ELIQUIDS RECOMMENDATIONS

Both nicotine salt and standard nicotine e-liquids may be used with this device.

## 6. POD REPLACEMENT

In general, each pod will last for up to 7-14 days depending on puff frequency, power levels and e-juice type. We reomend changing the pod when favor and vapor become noticeably weak or unpleasant.

Over time, the tast of any cotton wick will change as it gradually degrades from being soaked in liquid. The coils will age and start to gather residue from normal usage.

8

# ORION Q

www.lostvapequest.com

Instagram: LostVape\_Quest

Facebook.com/LostVapeQuest

Designed and Manufactured by Lost Vape Ltd.  
Copyright © 2018 Lost Vape. All Rights Reserved.