

Australian Home Design Guide

Inspiration and advice to achieve a better lifestyle with James Hardie designed fibre cement products.



Building for today.
Designing for tomorrow.



Contents

The Great Australian Home

Feeling at home
Page 3

Joe Snell's home
design essentials
Page 4

The James Hardie Difference

Love where you live, longer
Page 5

Adapts to life
Page 6

Curb appeal
Page 7

Helping Australians
build better
Page 8

Exteriors

Looking good on the outside
Page 9

Finding your look
Page 10

Modern movements
Page 11

Bring the beach home
Page 12

Cladding Solutions

Design versatility
Page 13

The test of time
Page 14

Texture you'll want to touch
Page 15

Mix it up
Page 16

Get the James Hardie Look

Looking good on the inside
Page 17

The great outdoors
Page 18

Vision boards
Page 19

Next Steps

Home Look Books
Page 21

Products
Page 23

Product comparison table
Page 27

Products loved by tradies
Page 28

QUICK CLICKABLE LINKS

[Find a builder](#)

[Renovation Guide](#)

[Design Ideas Blog](#)

[Home Inspiration Gallery](#)

[Modern Homes Look Book](#)

[Hamptons Homes Look Book](#)

Feeling at home

Australia has a property obsession. In a good way. The coveted quarter-acre block. The timeless dream of the sprawling backyard.

Our design influences have always come from around the world - from the terraces of London to the sophisticated, beach vibes of New York's Hamptons style. Diversity in homes is our thing. But what makes our homes uniquely 'Aussie' is how we use great design to make the most of where and how we live. Bigger isn't necessarily better.

The best design makes our homes useable. And we don't take ourselves too seriously. We've ditched the 'good room'. Every room is designed

to be used, often in different ways - and always to be enjoyed.

Our homes have always said something about the way we live. Our inner-city workers cottages are a reminder of when our city streets were the centre of industry.

Now, how Australians are living is changing. Our blocks and backyards are getting smaller.

There are different reasons why - the environment, financial situations, and then there's simple supply and demand. In a way, the reasons don't really matter. What does matter is that our vision for our homes has never been more important. Liveability comes from flexible, quality homes.

This Design Guide is all about inspiring that vision and helping you achieve it. It shows you the looks and portfolio of fibre cement products designed by James Hardie you can use to build or renovate a home you can enjoy today and every day afterwards.



- A building products company that started in Australia in 1888.
- Now a global leader in the production of interior and exterior building products employing more than 4,900 people across operations in North America, Australia, New Zealand, the Philippines, and Europe.





High ceilings allow for large banks of windows to flood living areas with light to lift the mood.



Project: Strathalbyn, SA
Look: Scandi Barn
Product: Stria™ Cladding 325mm installed vertically
Builder: Aaron Martin Constructions

Joe Snell's home design essentials

Great design relies on five key ideas; light, sound, space, view and air. Building a new home or renovating offers the opportunity to harness these elements and improve the experience of living in the home.

Space

By breaking down the walls, contemporary design facilitates better family connections. Each space can be used to direct people to a destination, like a lounge in the family room.

Light

Orientation is the key to maximising natural light. Put living areas in the northern areas for all-day light and bedrooms toward the south as they need less natural light. Retrofit orientation to your home with sky lights or extensions.

Air

Create a breezeway so air flows through the house by placing doors and windows on opposing sides of the structure. Put windows adjacent to concrete floors to catch the winter sun and soak up warmth.

Sound

Rooms located away from the street are generally quieter. Insulation shields internal and external noise as well as controls temperature. Carpet and ceiling finishes stop sound bouncing around.

View

Understand the view lines into your home from surrounding buildings and the neighbourhood. For privacy, block lines of sight with greenery or architectural features.

Joe Snell is an award winning architect, designer and author of 'Your Best Home: 5 spaces x Design Steps = A Better Life'. Find out more at studiosnell.com/joe-snell


Love where you live, longer

Built to take advantage of the year-round sun from the north, the family's favourite room is the outdoor one.

These days we want a lot from our homes. It's a long list - homes that are beautiful and practical, have street appeal and a sense of reveal. They need to be sustainable, efficient, durable, balance work and life suit our families now, when the kids are still playing under 9s, and in a decade they're at uni.

To tick-off this list our homes can't be tick-a-box. Whether you're renovating or building, homes need to be inspired by your vision for how you want your house to look and how you want to live.

From the open space and contrast of Modern Looks to the laid-back sophistication of the coastal Hamptons Look, James Hardies' next generation building products can help you achieve your vision. We help build homes that are made for modern living and built to last. Lightweight, durable fibre cement is your advantage with its longevity and design flexibility. Build with angles and overhangs more cost-effectively than you can with heavy materials like bricks. Plus builders love its strength, quality and ease to work with.



Fibre Cement

Smart building for better living.

Inside and out, James Hardie engineered fibre cement products help you achieve your look. It's the modern solution for building possibilities with flexible design, easier building, and better living – whatever life throws at you.

Ready to create the spaces you live in and loved by the trades for its durability, for being easy to work with, fibre cement products include external cladding, weatherboards, internal wall and ceiling lining, indoor and outdoor flooring substrate, wet area lining and decking.

Project: Three Birds Renovations House 12 - Windsor, NSW.

Walls: Stria™ Cladding Splayed 255mm installed vertically

Builder: Kentmere Constructions



Adapts to life

Building your home is about what you can do, not the compromises you need to make. It's ok to expect more. Not to show-off more. Not to be big just for big's sake. But to make the most of your home, your block - your vision.

How you build - the materials you use to achieve your vision, and create the space you need at a price you can afford - are the key to how you live and enjoy your home.



The mix of *Axon™ Cladding 133mm* and contemporary window choices make this home design a standout.

Handy hint

It's best to avoid painting timber dark colours as it accelerates deterioration. Fibre cement is less affected by heat and is the best option for a timber look if you want to use a dark contemporary colour palette.

Project: Bentleigh, VIC Look: Mixed Cladding Walls: Axon™ Cladding 133mm Smooth Designer: Atlas Architects Builder: Secon Constructions

Curb appeal

Take a step back. Take a look at your house on the street. What impression does it make? Does it have character? Does it reflect the suburb's character? And the scary question - what will it look like in 20 years?

James Hardie Looks and product solutions help you create homes with timeless character - inside and out - that won't go out of style like the latest trend and can be personalised to achieve your unique vision.

Project: Brisbane, QLD Look: Modern Scandi Barn Walls: Linea™ Weatherboard
Designer: Alcorn Middleton Builder: BSM Building

Helping Australians build smarter

Light weight construction with fibre cement can help reduce the cost of ground works and lets you build on hills to capture breeze and views.



Project: Kelmscott, WA

Look: Box Modern

Walls: Stria™ Cladding 325mm (horizontal lines)


Designer: Darklight Design

Your vision for your new home or reno is just the beginning. James Hardie's high performance fibre cement helps you achieve your look - from the most traditional to the ultra modern.

Plus, the beauty of premium fibre cement is that it's lightweight and more compact than traditional materials like brick and concrete. So you have the opportunity to gain valuable floor space.

Looking good on the outside

Whatever the look you're after for the exterior of your home, whether it's the on-trend Hamptons style or the eye catching clean lines of modern design, explore the looks in these pages and discover one to call your own.



Project: Maroubra, NSW Look: Mid-Century Modern Walls: Stria™ Cladding 325mm Colour: Lexicon Quarter Designer: Studio Snell Builder: Bluewater Building

Finding your look

Are you excited at having people over? Do you look forward to just being able to take some time and hang out at home? The best design ideas come from how you want to use your home and how it makes you feel.



Futureflip is a Sydney-based design and build company, specialising in new duplex constructions, with more than 15-years experience. Check them out on Instagram: [@futureflip](https://www.instagram.com/futureflip)

Futureflip's design tips for making the most of your block:

- Keep everything square set to create the illusion of more space
- Use white (or very light) paint in the interior as it maintains the illusion of light and space
- Maximise the amount of natural light. By choosing to incorporate skylights/voids, you're increasing the amount of open space in the home.
- To create the illusion of more space, choose ultra-high ceilings where possible.
- Choose a design that incorporates a courtyard to allow in extra light and enhances the indoor-outdoor connection.
- Designing an open plan style living, kitchen and entertaining area will allow for a great sense of flow.




Project: Brolga **Look:** Box Modern meets Palm Springs
Walls: Linea™ Weatherboard 180mm **Builder:** Futureflip.

“The home was experimental and an exemplar that architecture can enhance one’s wellbeing, lifestyle and be affordable”

The Bird House owners and architects Mark and Angela Jamison

A minimalist, Mid-Century Modern design suited the Queensland climate.



Create outdoor areas to enjoy balmy summer evenings with family and friends.

Project: Gold Coast, QLD
Look: Box Modern meets Mid-Century
Walls: Linea™ Weatherboard 150mm
Colour: Dulux® Ploughed Earth
Designer: Jamison Architects

Modern movements

Get ready for drama of the design kind. The Modern Look is all about contrast, simplicity and open spaces. It makes building less complicated. Timeless. It’s about flexibility and opening up space not being bricked in. It concentrates on how you and your family will use your home. That means clean lines from cladding rather than ornate trims, plus cantilevered shapes and simple contrasting colours.

The Modern Look is defined by five styles - which look is right for you?

Box Modern - stacked look and sharp, straight lines give it a truly modernist feel with design flexibility.

Mid-Century Modern - captures 1950s to 70s European and suburban modernism of affordable, flexible homes.

Mixed Cladding - combine fibre cement cladding and textures to give your home an architectural feel.

Scandi Barn - with its simple form, Scandi barn’s dramatic style means maximising space.

Modern Coastal - use crisp white weatherboards and coastal styling for a modern beach house feel.

Bring the beach home

The Hamptons style is all about celebrating Australia's relaxed coastal vibes, with sophistication and style. Think expansive, open spaces bringing people together, high ceilings for rooms bursting with light, spacious living, all with a focus on the outdoors. Inside and out, the Hamptons Look is all about detail - using sharp, shadow lines of weatherboard cladding with gabled roof lines, verandahs and ornate trims.



Project: Port Macquarie, NSW
Look: Traditional Hamptons
Walls: Linea™ Weatherboard 180mm
Colour: Dulux® Guild Grey
Designer: Collins W Collins
Builder: Shipway Constructions

The Hamptons Essentials:

Roof details - gabled roof design compliments windows and weatherboard cladding to be everything coastal.

Weatherboard walls - Hamptons homes need the deep shadow lines of weatherboard cladding.

Contrasting trims - the coastal colour blocks of cladding set off crisp trims and architectural features.

Front and back verandahs - nothing says relaxed like a verandah, which can be styled with planter boxes and coastal themes

Outdoor furniture - furnishing should be crisp white to match the defining trims of the coastal style.

Nautical theme - a nod to the roots of the Hamptons style - the seaside townships of Long Island, New York - and perfect for Australia.

Hamptons inside - bringing people together with open plan living, with the kitchen and outdoors a key focus.



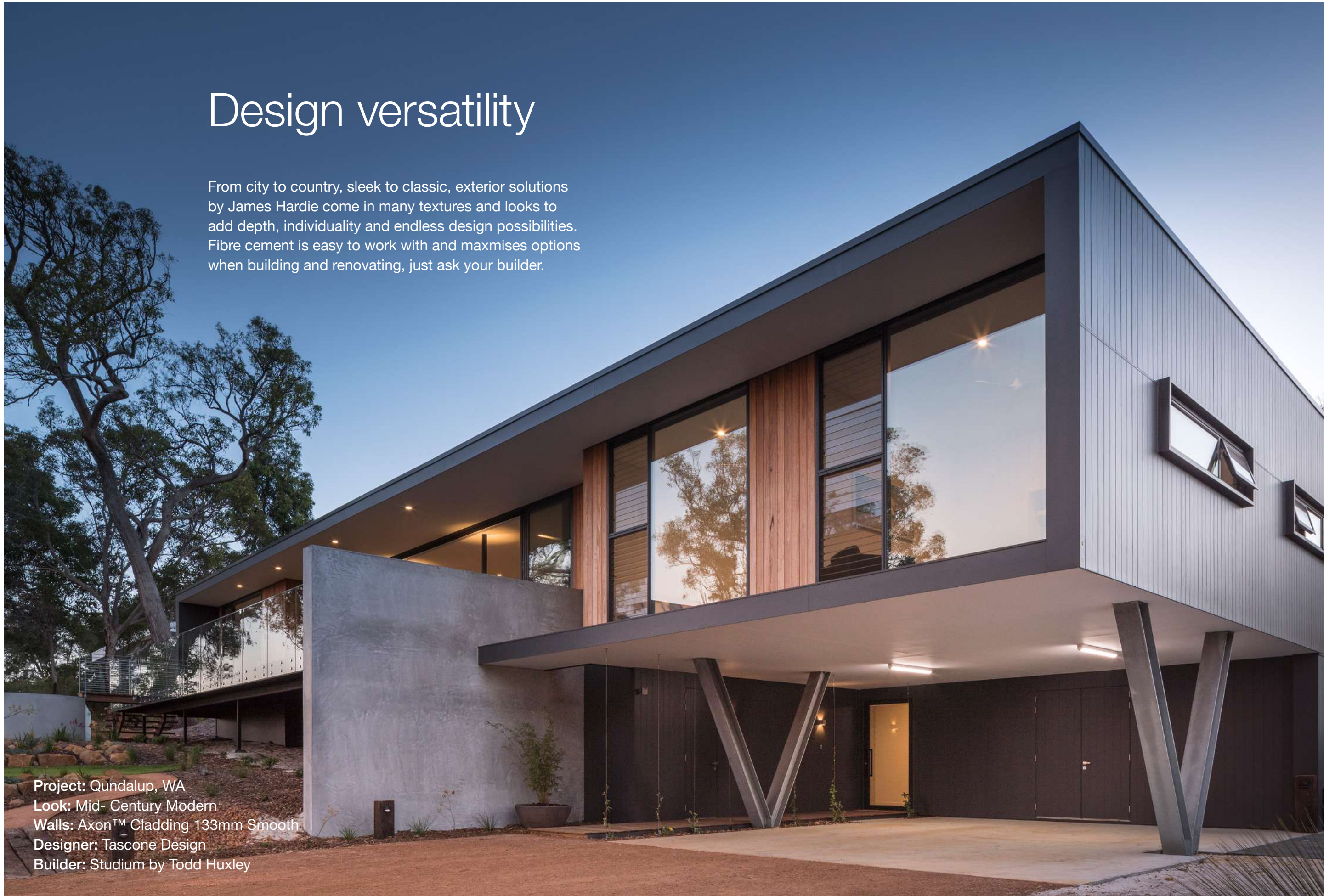
“Hamptons homes give the feeling of love and attention to detail. They are genuinely classic and timeless”

Owner, Trailea Stewart

Design versatility

From city to country, sleek to classic, exterior solutions by James Hardie come in many textures and looks to add depth, individuality and endless design possibilities. Fibre cement is easy to work with and maximises options when building and renovating, just ask your builder.

Project: Qundalup, WA
Look: Mid-Century Modern
Walls: Axon™ Cladding 133mm Smooth
Designer: Tascone Design
Builder: Studium by Todd Huxley



The test of time

The clever replacement for timber, with a choice of textures and finishes, fibre cement weatherboards won't warp, split or swell which helps the paint last longer to keep you home looking great. The added bonus is less maintenance.



Project: Bateau Bay, NSW
Blue Lagoon project
Look: Modern Coastal
Walls: Linea™ Weatherboard 150mm
Builder: Kyal and Kara



Linea™ Weatherboard

Laidback and relaxed, yet always stylish. The versatility of Linea Weatherboard makes its deep shadows and horizontal lines the on-trend look. It's the weatherboard that weathers well - without the maintenance of timber.




Axon™ Cladding

Designed for detail and drama, vertical cladding has all the qualities of fine timber paneling. The grooved panels are made for ground level and second-storey builds and perfect for modern style or coastal vibe.



Stria™ Cladding

To complement your busy life, we've created a look designed to never go out of fashion. Stria cladding is a thicker shiplap board with deep grooved lines that can be used horizontally or vertically.



Hardie™ Fine Texture Cladding

For a minimalist aesthetic or an antidote for busy facades choose the render look. The smooth sand-like texture diffuses light giving a classy matte finish in any colour you love.

Texture you'll want to touch

Mixing crisp white *Linea™ 150mm Weatherboards* with traditional stone gives this Bateau Bay beauty the feel of the Mediterranean coast.



“The design of this home was all based around the weatherboards by James Hardie to help achieve that for a crisp, white, Modern Coastal Look that we were after.”

The Blue Lagoon owner, builder and home renovator Kara.



Mix it up

If you're looking to go big with a touch of class in your finish, look no further than the modern mixed cladding design. James Hardie exterior cladding panels can deliver the look of vertical joint timber or cement render to create bespoke designs.




Hardie™ Fine Textue Cladding

The clean lines and matt colour of a render-texture wall can add some much-needed visual relief. You may have a cladding or weatherboard feature with bold shadow lines. To allow it to be the feature pair it up with a subtle cladding like Hardie™ Fine Texture Cladding that doesn't fight with it visually. Or maybe, you have a house with a bold form (shape) and a simple render cladding will help show it off, without distraction.



A rendered exterior finish like *Hardie™ Fine Texture Cladding* can add a touch of class to any project designed with a modern mixed-materials look in mind.



Linea™ 180mm Weatherboards



Looking good on the inside

Whatever look you're after for the interior of your home, whether it's giving a room a new personality, achieving dramatic angles overhead or ensuring strength and support behind your walls - look to James Hardie.

HardieGroove™ Lining



Axon Cladding 133mm Smooth can also be used horizontally on interior walls and ceilings.

The looks you want are only limited by your imagination. With their tongue and groove board look, Axon™ Cladding and HardieGroove™ Lining are perfect for walls and ceilings. And because they're made of durable fibre cement they're ideal for the wear and tear of bathrooms and laundries and heavy traffic areas.

And remember, with the clean lines of modern builds, HardieGroove has the flexibility to be used in larger areas including eaves, verandahs porches and the modern 'outdoor room'.



The great outdoors

Modern design embraces open plan living that bridges the divide between the surrounds and the home, creating a more outdoor lifestyle by creating an extended, cohesive space.

As with the interior, you need to know your space. If you're building a new property visit the site throughout the day and take note of the prevailing winds and where there are opportunities for shade. Take a look at the views you want to capture and note the lay of the land.

Decking can be a great way to differentiate areas. Use it to create an alfresco or pergola area that ties to your internal flooring or rear façade. HardieDeck™ works well here and is particularly well suited to areas around pools in place of timber as it is resistant to damage from moisture.

The outdoor room, built with durable [HardieDeck™](#), captures the hillside view and frames it.

Finding your vision

Creating a mood board for your home or reno is all about showing how you want your build to look. And how you want it to make you feel.

Coastal feel. Timeless appeal.

- Complex gable roof line to allow light and fresh air
- Linea™ weatherboards in neutral colours
- Contrasting white trims
- Ornate gable details with oval-shaped windows or board and batten cladding and eaves returns
- Decorative arbors
- Shaker style cabinetry



“Walking to the beach and coming back to a home with doors wide open, is the big appeal of the Hamptons.”

Natalee Bowen has over 20 years of design industry experience. For more of her Hamptons-inspired style visit indahisland.com

Modern vision board

Clean lines. Modern moods.

- Mix and match vertical and horizontal lines, panels and battens from James Hardie's durable cladding range
- Flat, skillion or steeply pitched roof styles without eaves
- Stripped back look with no ornate details
- Monochromatic colour palette and a mix of cladding to accentuate façades



Hardie™ Fine Texture Cladding




“Good modern design is about simplicity and paring back unnecessary details to focus on form and function.”

Awarding winning architect and author Joe Snell. You can see his work at studiosnell.com

Stria™ Cladding 325mm



Interiors can be designed to calm our busy lives. The minimalist lines of built-in cabinetry reduces clutter and mess.



This Scandi Barn Look home uses *Axon™ Cladding 133mm* for bold, modern simplicity.

Hamptons Looks

A charming, timeless and often opulent home design. With its coastal origins, the Australian Hamptons home design makes for an ideal forever home or beach shack renovation. The Hamptons style brings forth a relaxed coastal atmosphere with generous proportions of space for gathering and entertaining.



Australian Hamptons Look

Australians have made the Hamptons style their own. This Look is less ornate and more down to earth. It features metal roofs, larger verandahs for protection in hot summers and is often reminiscent of Queensland homes.

'A timeless design Australia has made its own.'



Traditional Hamptons Look

The Traditional Hamptons Look is a pretty, luxurious and highly detailed. It retains more of the American Hamptons influence resulting in classic charm. It suits sprawling homes with complex rooflines and layers of stately decorative details.



Contemporary Hamptons Look

Australians who appreciate the opulence of the Hamptons style have added bold contemporary touches for a higher level of sophistication. Expect bold gables and high contrast between cladding and trims. Clean lines are favoured over fussy ornamentation.



Discover more

Deep dive into the hallmarks of each look.

Modern Looks

Modern homes are contemporary in design. They stay on trend into the future. Homeowners are resisting the dated, inefficient, brick-clad, hip-roof homes many builders have stuck with since the 1980s. Today's home buyers and renovators prefer the simple, clean lines of a modern home and a light and airy open plan lifestyle it can bring.



Box Modern Look

The box shape is foundational in modern design. A single box creates little interest. The arrangement and treatment of distinct box shapes makes it compelling.



Mid-Century Modern Look

Modernism emphasises function over design. The look reveals the structure. Large openings to connect with the outdoors. There's a resurgence in this style.



Modern Coastal Look

The look is reflective of Australia's beach shack history. Crisp white weatherboards and styled outdoor living areas portray a luxe laid-back beach lifestyle.



Mixed Cladding Look

Mixing cladding styles add design diversity to similar buildings. It creates interesting façades and streetscapes. Up-scale textures to create interest.



Scandi Barn Look

Barn style homes are loved for vaulted ceilings, open plan living spaces and bold street presence. A steeply pitched gable roof with no eaves is a must.



Discover more

Deep dive into the hallmarks of each look.

Modern Cladding

Fibre Cement looks like vertical joint timber and weatherboards yet it's fire resistant and resistant to damage from moisture and termites.




Linea™ Weatherboard 150mm
16mm thick Scyon Formulation.



Linea™ Weatherboard 180mm
16mm thick Scyon Formulation.



Axon™ Cladding 400mm Smooth
400mm groove spacing. Smooth texture.



Axon™ Cladding 133mm Smooth
133mm groove spacing. Smooth texture.



Axon™ Cladding 133mm Grained
133mm groove spacing. Wood grain texture.

Visit the [External Cladding](#) page for sizes, pictures & installation guides.

It can also look like panels or a rendered brick wall without the need for a bricklayer and cement render tradesmen.



Stria™ Cladding 325mm
15mm grooves 300mm apart.



Stria™ Cladding 405mm
15mm grooves 380mm apart to look like raked rendered masonry.



Hardie™ Fine Texture Cladding
Pre-finished with a fine grain render.



Stria™ Cladding 255mm Splayed
A beveled groove 230mm apart for a shiplap weatherboard look.



Matrix™ Cladding
Horizontal layout with joints painted black.

Classic Cladding

James Hardie has a range of classic fibre cement weatherboards profiled or wood grained to suit heritage homes.



PrimeLine™ Newport Weatherboard 9mm thick
Grooved for a deeper shadow line.



PrimeLine™ Chamfer Weatherboard
9mm thick. Double width board.



PrimeLine™ Heritage Weatherboard
9mm thick. Double width board.



HardiePlank™ Rusticated Weatherboard
7.5mm thick & 205mm high. Wood grain texture.

For the full exterior product range visit the [External Cladding](#) page.

Note: PrimeLine™ Summit and HardiePlank™ Old Style have been discontinued.

Sheets & Trims

James Hardie also makes simple flat sheets and extruded fibre cement trims for decorative architraves and battens.



HardieFlex™ Eaves
Simple and effective. Installed on most Australian houses.



Axent™ Trim
Durable fibre cement trims for decorative window frames.



Axent™ Trim
Durable fibre cement trims for a board and batten cladding look.



HardieFlex™ Sheet
Use with battens for cladding walls and gables.



HardieTex™ System
A base sheet that allows for a set joint and third-party texture coat.

Floors & Decks

HardieDeck and Secura flooring both use a tongue and groove systems to make durable fibre cement floors easy and fast to build.



HardieDeck™
19mm thick compressed Fibre Cement decking.



Secura™ Exterior Flooring
Use under tiled balconies.
19 and 22mm thicknesses.



Secura™ Interior Flooring
Use under tiled bathroom floors.
19 and 22mm thicknesses.

Interiors

Visit jameshardie.com.au for the full product range including underlays.

Use fibre cement sheets in wet or dry areas. HardieGroove for the VJ look and Villaboard for tiles or a durable alternative to plasterboard.



HardieGroove™ Lining
V-grooves 100mm apart. Beautiful detail for interior walls.



HardieGroove™ Lining
V-grooves 100mm apart.
Also used in veranda soffits.



HardieGroove™ Lining
V-grooves 100mm apart. Use in powder rooms and laundries.



PineRidge™ Lining
Vertical joint timber texture
internal lining ideal for garages.



Versilux™ Lining
Ceiling or soffit lining with
black express joint accessory.





Villaboard™ Lining
The gold standard for bathroom
construction for over 50 years.

Beautiful wall textures with less hassle

Fibre cement is engineered for frame construction on walls, floors and ceilings. It can easily be nailed to timber or screwed to steel. Being made from cement, it's enduring. It's resistant to damage from moisture and termites and will not rot when installed and maintained in accordance with James Hardie's literature current at the time of installation. Being fire resistant, and deemed non-combustible by the

National Construction Code, James Hardie has products for use in bushfire zones and for fire and acoustic wall systems.

Being a manufactured product it's made to look like materials which can be less durable and or harder to maintain, such as timber, and complex to build, like a rendered masonry wall.



Weatherboard Looks

Linea™ Weatherboard 180mm




Vertical Joint Timber Looks

Axon™ Cladding 133mm Grained



Cement Render Looks


Hardie™ Fine Texture Cladding



Panel Looks

Matrix™ Cladding

Product comparison table

 Find out more about *Fibre Cement*.

James Hardie's range of fibre cement products

Got the look? Now get the products and specs you need to make it happen

James Hardie designed fibre cement products	Thickness	Exterior	Interior	Eaves or Soffits	Timber Look	Render or Cement Look	Panel Look	Hamptons or Traditional Look	Modern Contemporary Look
Linea™ Weatherboard 180mm & 150mm	16mm	•			•			•	•
Axon™ Cladding 133mm Smooth & Grained	9mm	•	•	•	•				•
Axon™ Cladding 400mm Smooth	9mm	•			•				•
Stria™ Cladding 325mm & 405mm	14mm	•	•			•			•
Stria™ Cladding 255mm Splayed	16mm	•			•			•	
Matrix™ Cladding	8mm	•					•		•
ExoTec™ Vero™ Facade Panel & System	9mm	•				•	•		•
Hardie™ Fine Texture Cladding	8.5mm	•				•	•		•
HardieTex™ System	7.5mm	•				•			•
EasyLap™ Panel	8.5mm	•					•		
HardieFlex™ Sheet	4.5 & 6mm	•		•			•		
HardieGroove™ Lining	7.5mm		•	•	•			•	•
PineRidge™ Lining	6mm		•	•					
Villaboard™ Lining	6 & 9mm		•	•					
Versilux™ Lining	4.5 & 6mm		•	•			•		•
HardieDeck™ Decking	19mm	•							•
Secura™ Flooring Interior & Exterior	19 & 22mm	•	•						

Products loved by tradies

More often than not the people who know something best are those who use it the most. It's builders who love James Hardie designed fibre cement products for its durability, how easy it is work with - all backed up with guides, technical support and expert advice. That means your vision being built faster.



Homes are built for living. And James Hardie™ engineered fibre cement products are made for faster, easier building. Trusted by builders, it's durable and lightweight, meaning quicker construction time. So you can start living sooner.





Copyright © 2021 James Hardie Australia Pty Ltd
ABN 12 084 635 558™ and ® denotes a trademark or
registered mark owned by James Hardie Technology Ltd.

For information and advice
call 13 11 03 | jameshardie.com.au

