

SURROUND by Laminex™

Modern Wall Panels



Introducing Surround by Laminex™, a durable wall lining solution that will add dimension and warmth to residential and commercial projects.

Available in a range of contemporary and popular traditional profiles, all panels are made in Australia, easy to install, and come pre-primed and ready to finish in the chosen paint colour.

Surround by Laminex panels are ideal for internal wall applications across a range of Residential and Commercial Spaces including Health and Aged Care, Educational, Hospitality, Public and Retail Spaces.

Cover

A statement wall created using Scallop 45 adds a sophisticated touch, paired with a banquette base in Scallop 22.5.

Opposite

Batten 25 provides warmth and texture to a bedroom, with a nod to mid-century architecture.



Contemporary designs

A versatile range of decorative timber panels designed for interior surface application.

Experiment with scallop and curved styles, or the timeless look of linear boards that create instant texture and depth.

All panels are designed in harmony, enabling multiple panels and styles to be installed on a single surface.

Durable Australian craftsmanship

Surround by Laminex panels are an impact-resistant timber product. Application is intended for interior areas such as waiting rooms, patient rooms, reception areas, and foyers.

Sustainable manufacturing

All profiles are crafted from Australian made medium-density fibreboard. Laminex is committed to sourcing the best available, environmentally-sustainable timbers. Surround by Laminex panels are manufactured locally in accordance with the Australian Standard 'Chain of custody for forest products' system (AS 4707:2014) and in compliance with the National Construction Code.

Designed for Commercial Spaces

Surround by Laminex is available in Group 3 rated MR and Group 2 Fire Rated MR substrates. For further information and product details, refer to the Surround by Laminex Technical Data sheet.

Fast and Easy Installation

These easy to install tongue and groove panels achieve superior fit and finish and they are pre-primed to save on installation time. Simply paint with your chosen colour.



Vertical Application



Impact Resistant



Dimensional Stability



Low Sanding



Paintable

Opposite

A dado moulding divides Scallop 45 and Scallop 22.5 on this split feature wall, creating intimacy and interest in a dining room.

SURROUND
by Laminex™



A proud Australian manufacturer



Batten 100

A modern take on classic timber panelling featuring defined boards separated by deep, straight-edged grooves. Apply as a bold standalone surface with a masculine edge, or style with contrasting materials for added warmth.

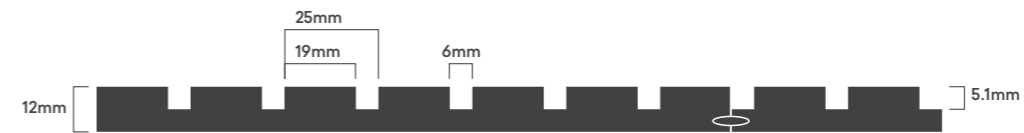
Batten 100 is manufactured from 12mm moisture-resistant MDF. The reverse side is a flat face sealed with a white, Low Pressure Melamine (LPM). It is designed for interior application and is available in three panel sizes.



Batten 25

A statement design showcasing narrow boards presented in a graphic, tight formation. Featuring defined edges and deeper routing, this profile is ideal for feature wall application.

Batten 25 is manufactured from 12mm moisture-resistant MDF. The reverse side is a flat face sealed with a white, Low Pressure Melamine (LPM). It is designed for interior application and is available in three panel sizes.



Opposite

A modern reception area created using Batten 100, paired with a reception counter in Laminex Sandy Birch with a Batten 25 base.

This Page

A rich feature wall created with Batten 25 adds contrast and depth to this space with the play of light on the profile.

Scallop 45

A stylish scalloped design characterised by wide, softly undulating curves. This profile can be applied across an entire wall, or paired in tandem with Scallop 22.5 as a statement surface.

Scallop 45 is manufactured from 12mm moisture-resistant MDF. The reverse side is a flat face sealed with a white, Low Pressure Melamine (LPM). It is designed for interior application and is available in three panel sizes.



This Page

Scallop 45 creates a rich and soothing bedroom inspired by the natural environment.

Opposite

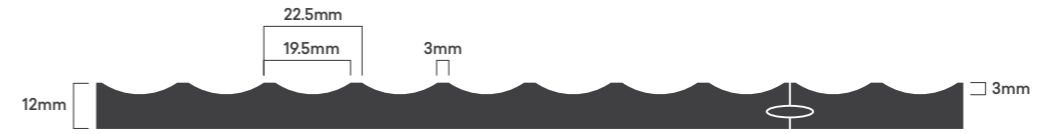
A bright feature wall in Scallop 22.5 creates a soft playful touch when combined with a neutral counter front in Demi Round 40.



Scallop 22.5

Narrow boards repeat in a wavy, familiar pattern in this modern profile. Highlight the boldness of curving edges with a contrasting neutral surface, or pair with the Scallop 45 profile for a sophisticated statement.

Scallop 22.5 is manufactured from 12mm moisture-resistant MDF. The reverse side is a flat face sealed with a white, Low Pressure Melamine (LPM). It is designed for interior application and is available in three panel sizes.



Demi Round 40

Soften interior surfaces with this contemporary, curving profile. Demi Round 40 is particularly conducive to half-wall application when finished with a dado rail, enabling the 12mm deep profile to double as a decorative edge.

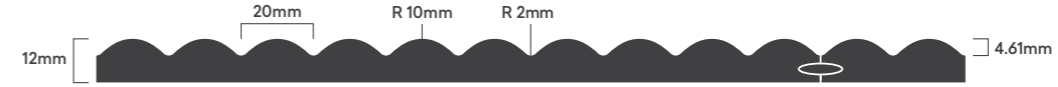
Demi Round 40 is manufactured from 12mm moisture-resistant MDF. The reverse side is a flat face sealed with a white, Low Pressure Melamine (LPM). It is designed for interior application and is available in three panel sizes.



Demi Round 20

A subtler variation of the Demi Round profile featuring narrow curving rods. The repetition of gently-rounded edges adds interest and warmth to an interior space, without overpowering the wider scheme.

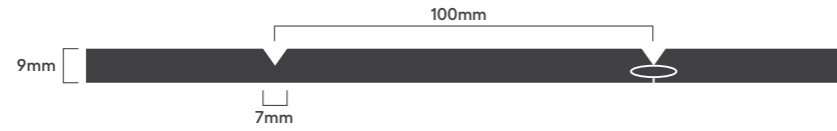
Demi Round 20 is manufactured from 12mm moisture-resistant MDF. The reverse side is a flat face sealed with a white, Low Pressure Melamine (LPM). It is designed for interior application and is available in three panel sizes.



Classic VJ 100

Classic tongue and groove panelling offers a timeless backdrop to complement any interior style. Featuring linear boards separated by vertical joints (VJ), this profile creates a subtly-textured backdrop for period homes and modern interiors alike.

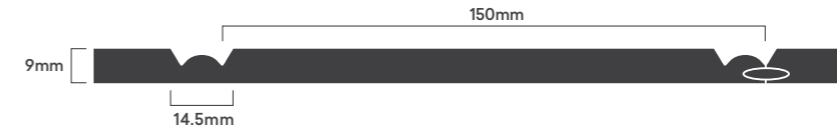
Classic VJ 100 is manufactured from 9mm moisture-resistant MDF, and available in five panel sizes.



Heritage 150

An update on traditional timber panelling featuring wider boards defined by understated, curving joints. A classic profile which can be used in heritage settings or styled to create a contemporary feel with a nod to tradition.

Heritage is manufactured from 9mm moisture-resistant MDF, and available in four panel sizes.



Opposite
Classic VJ 100 creates a delightful hard-wearing wall in this neutral nursery.

This page
The Heritage profile paired with Laminex Sandy Birch and modern fixtures creates a classic mudroom with contemporary style.

Profile	Sizes					Dimensions		
	900 x1200	2400 x1200	2700 x1200	3000 x1200	3600 x1200	Weight (kg/m ³)	Thickness	
Batten 100								
	MR	995839	995840		995841	9.2	12mm	
	FR		998386		998387	9.2	12mm	
Batten 25								
	MR	995842	995843		995844	9.2	12mm	
	FR		998388		998389	9.2	12mm	
Scallop 22.5								
	MR	995854	995855		995856	9.2	12mm	
	FR		998396		998397	9.2	12mm	
Scallop 45								
	MR	995851	995852		995853	9.2	12mm	
	FR		998394		998395	9.2	12mm	
Demi Round 20								
	MR	995848	995849		995850	9.2	12mm	
	FR		998392		998393	9.2	12mm	
Demi Round 40								
	MR	995845	995846		995847	9.2	12mm	
	FR		998390		998391	9.2	12mm	
Classic VJ 100								
	MR	994347	994348	994349	994350	994374	6.9	9mm
	FR		998398	998399	998400	998401	6.9	9mm
Heritage 150								
	MR	994351	994352		994354	6.9	9mm	
	FR		998402		998404	6.9	9mm	

■ Moisture Resistant Option ■ Fire Rated Option (MTO Only)

Surround by Laminex has made specification easy by offering a set of supporting documents and files to help complete your documentation and give you the confidence that Surround by Laminex panels are ideal for your next project.

Design & Specification Guide

A Design and Specification Guide has been developed to provide ideas and assistance on designing and specifying Surround by Laminex. This guide includes application information, design considerations and information on how to write Surround by Laminex into your specification.

BIM Files – Coming Soon!

Sample Ordering

Surround by Laminex samples are available to order through surroundbylaminex.com.au. Simply sign in to your Specifier Account and place your order.

Certification and Technical Documentation

Surround by Laminex is made from sustainably sourced timbers from Australia. Surround by Laminex panels are manufactured locally in accordance with the Australian Standard ‘Chain of custody for forest products’ system (AS 4707:2014) and in compliance with the National Construction Code.

Visit surroundbylaminex.com.au to discover the many ways we can help you.

Scan for Specification Support.



Technical and warranty Information

All technical information including Availability Guides, SDS, Technical Data Sheets, Fabrication & Installation Guide and Warranties are located at surroundbylaminex.com.au

Surround by Laminex products have a 12 month warranty.

The designs of the Surround By Laminex range are protected by Australian Design Registrations.

Visit Us

For location of your closest showroom or more information visit surroundbylaminex.com.au

Product Sample

For a sample visit surroundbylaminex.com.au

Call Us

For any enquiries 132 136

Follow Us

 facebook.com/surroundau

 au.pinterest.com/surroundau

 instagram.com/surround_au

 youtube.com/Surround AU

SURROUND
by Laminex™



A proud
Australian
manufacturer