




NewTechWood

For a better outdoor life


DECKING



CLADDING



SCREENING



Decking · Cladding · Screening



*Visit our website
for comprehensive info
on decking, cladding
and screening!*

newtechwood.com.au



Why NewTechWood®?

NewTechWood® is your ultimate solution for residential and commercial decking, cladding and screening. The most natural looking composite timber on the market, NewTechWood® is high in durability and ultra low in maintenance.

BENEFITS

- ✓ Full 360° Capping for Ultra Protection
- ✓ Natural look and feel of timber
- ✓ Low maintenance - no oiling or painting!
- ✓ Made from 95% recycled material
- ✓ Backed by a 25-year limited warranty
- ✓ Hidden clip system
- ✓ Stain & mould resistant
- ✓ Termite resistant
- ✓ UV inhibitors to resist fading

Environmentally friendly

NewTechWood® composite timber products have many advantages over ordinary timbers, not the least of which is the environmental savings:

- Made from 95% recycled materials
- Saves Native forests by using reconstituted timber fibres
- Prevents 5,400,000 kg plastic from being dumped in landfill each month

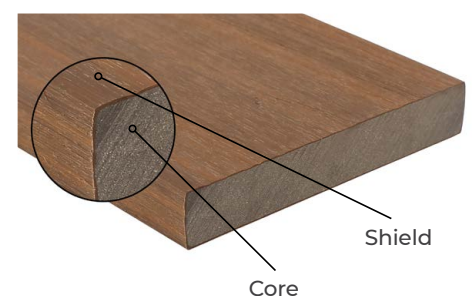
For more on NewTechWood's sustainability contribution visit

newtechwood.com.au/sustainability

THE ULTRASHIELD® DIFFERENCE

NewTechWood® is a 360° fully capped wood plastic composite.

The unique UltraShield® technology shields all four sides for ultra protection against moisture and guarantees durability.



DECKING

Decking - never oil, sand or paint again!

TERRACE



COASTAL



↪ See and feel the finishes.
Pick up a sample from your nearest store.

DECKING Code	Product Description	Dimensions	Length	Double Sided	Residential Span	Commercial Span	Secret Fix	Slip Rating	Colours
Terrace Decking Range									
US49	Grooved Edge Solid Deck Board	138 x 25mm	5.4m	Y	450mm	350mm	Y	P2	Antique, Silver Grey, Ipe, Teak, Walnut
US63	Grooved Edge / Square Edge Solid Deck Board	138 x 25mm	5.4m	Y	450mm	350mm	Y	P2	
Coastal Decking Range									
US54	Grooved Edge Solid Wide Deck Board	210 x 23mm	4.88m	N	400mm	300mm	Y	P5	Aged Wood, Antique, Beech, Teak
US33	Grooved Edge / Square Edge Solid Deck Board	138 x 23mm	4.88m	N	400mm	300mm	Y	P5	
Finishing Fascia									
US06	Solid Fascia Board	138 x 15mm	4.88m	Y	n/a	n/a	N	n/a	Antique, Silver Grey Teak, Ipe, Walnut

NOTE: PLEASE BE AWARE THAT BOARD WIDTHS MAY VARY FROM THE NOMINATED SIZE:

*138mm width may vary + OR - 2mm * 210mm width may vary + OR - 3mm Please visit www.newtechwood.com.au for more information

HIDDEN FASTENERS Code	Product Description	Gap	Timber Fix	Metal Fix	Approx. Clips		Colours
					Terrace Range	Coastal Range	
Cobra T-Clip	S/Steel Hidden Fastening Clip - Decking	5.5mm	✓	✓	17	14	n/a
MG1	S/Steel Mini Gap Clip	1.5mm	✓	✓	19	15	
MG2	S/Steel Mini Gap Locking Clip	1.5mm	✓	✓	1 Clip per board		
MG3	Starter Clip	n/a	✓	✓	n/a	n/a	
K37	Starter / End Clip	n/a	✓	✓	n/a	n/a	
CDS	Coloured Head Decking Screws 304ss - 10g x 65mm	n/a	✓	✗	n/a	n/a	Available in matching colours
CSM	Coloured Head Decking Screws Carbon Steel 10g x 60mm	n/a	✗	✓	n/a	n/a	
CS	Coloured Head Fascia Screws 304ss - 8g x 50mm	n/a	✓	✗	n/a	n/a	
EC	End Caps Suitable for UH55	n/a	n/a	n/a	n/a	n/a	

For colour swatches see back page ↗



Before installing decking, refer to the installation guidelines on our website ↗

newtechwood.com.au/installation-guides

CLADDING

Composite Cladding

Fully finished exterior wall cladding requires no oiling or painting.

ShadowLine Cladding board profile



SHADOWLINE CLADDING



CLADDING Code	Product Description	Dimensions	Length	Max Span	Colours
US31	Shadowline Cladding Board	142 x 13mm	4.88m	500mm	Silver Grey, Teak, Maple, Walnut
US44	Composite Cladding End Trim	46.2mm x 45.4mm	2.8m	n/a	
US45	Composite Cladding H Trim	79mm x 23.4mm	2.8m	n/a	
US46	Composite Cladding Outer Corner Trim	58.2mm x 58.2mm	2.8m	n/a	
US47	Composite Cladding Inner Corner Trim	71.5mm x 71.5mm	2.8m	n/a	
HIDDEN FASTENERS Code	Product Description	Clips Required p/M2 - US31			Colours
AW02	Aluminium Starter Profile - 3.0m lengths	N/A	3.0m	-	Mill finish
AW08	Aluminium Cladding Clip	17		-	Mill finish

For colour swatches see back page ↗

Castellation Cladding board profile



CASTELLATION CLADDING



CLADDING Code	Product Description	Dimensions	Length	Max Span	Colours
UH61	Castellation wall cladding board 25mm x 12.5mm	196mm x 25mm	4.88m	500mm	Ipe, Canadian Cedar, Silver Ash, Ebony, Aged Wood
UH50	Composite End Trim	75mm x 54mm	3m	n/a	
UH51	Composite Corner Trim	76mm x 76mm	3m	n/a	

For colour swatches see back page ↗


Low maintenance screening & fencing

Create stylish and private areas in your home or commercial alfresco areas.



SCREENING Code	Product Description	Dimensions	Length	Max Span	Fixing Method	Colours
US36	Solid Screening Board	70mm x 17mm	5.4m	900mm	Screw Fix	Antique, Ipe, Teak, Silver Grey
US06	Solid Fascia Board	138mm x 15mm	4.88m	800mm	Screw Fix	Antique, Ipe, Teak, Silver Grey, Walnut
UH55	Hollow Screening Batten	56mm x 30mm	5.4m	900mm	Screw Fix	Antique, Ipe, Ebony, Canadian Cedar

For colour swatches see back page ↗




↖
Looks like natural timber and resistant to fading.

Wide range of screening & fencing profiles ↙



Light up your deck

Highlight elements of your home's exterior for safety or purely for the aesthetics.



BENEFITS

- ✓ Easy Installation - Plug & Play System
- ✓ Backed by a 3-year limited warranty
- ✓ 50,000 Hour Lifespan
- ✓ Optional LED Dimmer
- ✓ Stainless Steel Casing Waterproof
- ✓ Low voltage 12V offering safety
- ✓ Optional extra 5m Cable Extension



Owlia LED deck lights are the perfect addition to your external living areas. With optional remote control. Ask about our LED Deck Light kits.

COLOURS



NOTE: Not all products available in all colours. Refer to product tables

Imported and Distributed by



Available from:

To ensure Warranty compliance, it is important to install NewTechWood® as per our installation guidelines, which can be downloaded from: newtechwood.com.au/technical-information



Get Inspired

newtechwood.com.au

