

PRODUCT PORTFOLIO & SPECIFICATION GUIDE



Pivot Homes
Euclid - Silvertop Ash

BARWON TIMBER

Timber is a beautiful and evocative product that lends itself to both structural and decorative applications.

When timber is specified, used and installed in suitable applications, it provides long service life and beauty.

Barwon Timber gives architects, landscape architects, designers and builders the opportunity to design with timber and create elements unique to your project. We can offer you the following:

- The opportunity to work with our team who have extensive timber experience and knowledge.
- A large timber and building product showroom.
- Timber products designed and developed by Barwon Timber.

There is a striking timber product to enhance every project.

Barwon Timber can help you create, source and supply the right timber product for your design.

Specification Key **4**

The Timber Species **6-9**

Timber Cladding **10-11**

Barclad **12-13**

Euclad **14-15**

BarwonTimber Shiplap **16-17**

Battenclad **18-19**

End Matching - optional enhancement **20-21**

Internal Lining **22-23**

Cladding Stops **24-25**

Decking **26-27**

Oiling & Colour Tinting **28-29**

Timber Sections **30-31**

Hardwoods **32-35**

Oregon **36-37**


Sustainability **38**



C Norman
Euclad - Ironbark
cladding

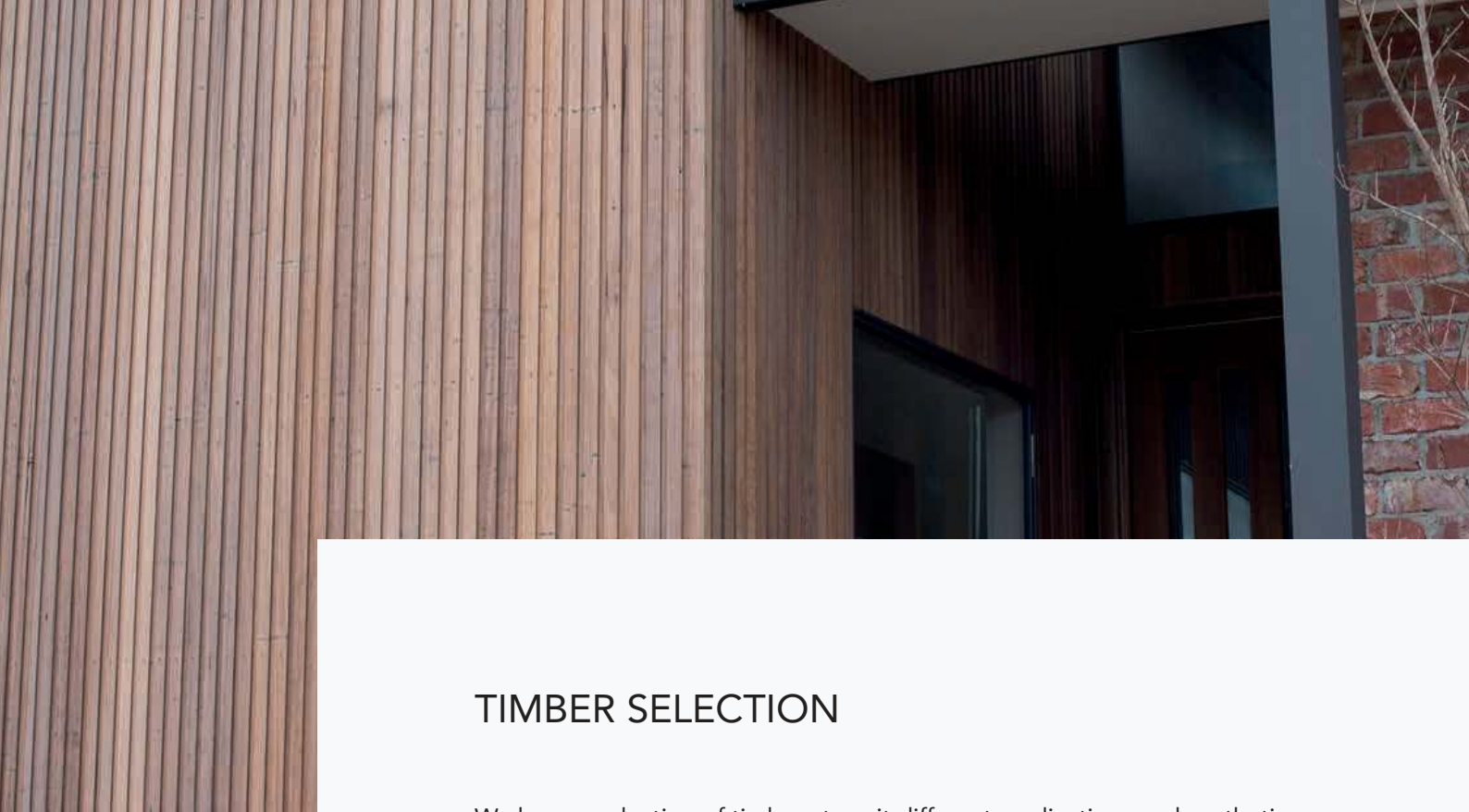
SPECIFICATION KEY

	Product	Product type and name
	Specie	Timber species product is available in
	Drying	Where products are supplied unseasoned or kiln dried depending on size.
	Treatment	If the product is pre-treated
	Texture	Whether the product has a dressed (smooth) or sawn (coarse to rough) face
	Finish	Whether the product is pre-primed
	Profile	Standard profile options available
	Direction	Direction the product can be run
	Cover width / Finished size	The cover width for cladding (excluding gaps). The decking board width (excluding gaps). Timber sizes.
	Optional Enhancements	Enhancements you can add to your product.



Ashley Crowe Builders
Posts/ hardwood/large
section timbers
Spotted Gum

Sherriff Constructions
Spotted Gum cladding
Spotted Gum decking
Cypress posts



Geelong Building Solutions
Battenclad - Silvertop Ash

TIMBER SELECTION

We have a selection of timbers to suit different applications and aesthetics. A brief profile of our most requested timbers is featured. Barwon Timber is capable of sourcing and working with other species, please contact our timber team for more information.

Timber is a natural product; please keep the following in mind when designing.

- The timber we supply to your project will be unique. It will vary in colour and feature. The information, showroom displays and samples we provide are a guide only.
- Timber is a natural product and will respond to the local environment. This includes expansion and contraction and reaction to UV exposure. Designers consider this when using timber and create beautiful timber elements that have a long service life. We are happy to help you select the most appropriate timber for your application and aesthetic.
- Much of our timber is supplied in random lengths.
- Technical information we supply is a guide only and should be checked against relevant industry and Australian standards.
- All species and timber sizes are subject to availability. Each customisation process will have its own lead time.



Barclad



Hamlan Homes
Euclid - Silvertop Ash



Sk Dunstan
Spotted Gum Shiplap



WHITE CYPRESS

Callitris glauca / Callitris columellaris

A rustic, golden timber with prominent knots.
Can be used internally and externally.



In ground durability: **2**

Above ground durability: **1**



QUEENSLAND BLACKBUTT

Eucalyptus pilularis

A magnificent subtle timber in brown and blonde tones.
Blackbutt has a beautiful sheen when oiled.
Can be used internally and externally.



In ground durability: **2**

Above ground durability: **1**



QUEENSLAND IRONBARK

Eucalyptus paniculata and Eucalyptus sideroxylon

An excellent and highly durable specie. Our Ironbark is a mix of Grey and Red Ironbark displaying attractive grain patterns.
Can be used internally and externally.



In ground durability: **1**

Above ground durability: **1**



QUEENSLAND SPOTTED GUM

Eucalyptus maculata and Corymbia citriodora

Our most favoured cladding and decking specie, loved for its warm colourings and grain pattern.
Can be used internally and externally.




In ground durability: **2**

Above ground durability: **1**

TASMANIAN BLACKWOOD

Acacia melanoxylon

Tasmanian Blackwood displays rich colours and grain patterns.
It creates a striking internal feature.
Not suitable for outdoor applications.


In ground durability: 3 
Above ground durability: 3



TASMANIAN MESSMATE

Eucalyptus obliqua

Tasmanian Messmate (Oak) is our most popular lining choice.
It has brown and blonde boards.
Not suitable for outdoor applications.


In ground durability: 3 
Above ground durability: 3



VICTORIAN SILVERTOP ASH

Eucalyptus sieberi

Silvertop Ash is loved for its natural feature and rustic characteristics.
It is also highly fire resistant. Silvertop Ash is not visually graded.
Can be used internally and externally.


In ground durability: 3 
Above ground durability: 3



OREGON - DOUGLAS FIR

Pseudotsuga menziesii

Our Oregon is from the USA and Canada. We have been cutting and machining it from high quality select merch, free of heart flitches for over 35 years. We are able to source and machine large Oregon sections enabling designers to create bold timber designs.


In ground durability: 4 
Above ground durability: 4



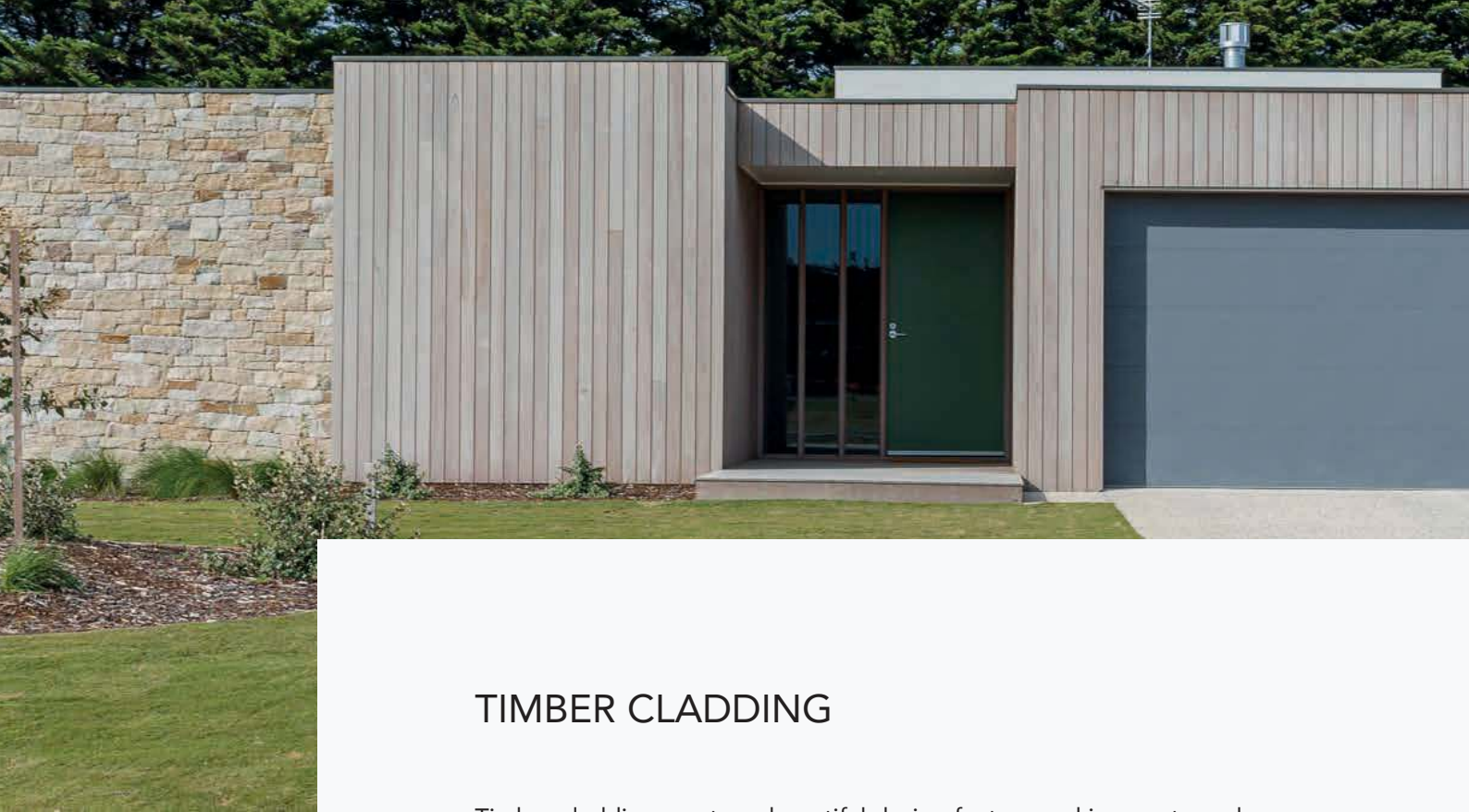
WESTERN RED CEDAR

Thuja plicata

A much loved specie with timeless appeal. We have been machining Cedar consistently for over thirty five years. We source our Cedar from the USA and Canada. It is light weight and very easy to work with.
Can be used internally and externally.

In ground durability: 3 
Above ground durability: 2





Dennehy Builders
Euclad -
Square Edge - Blackbutt

TIMBER CLADDING

Timber cladding creates a beautiful design feature and is an extremely flexible and renewable product that enables great architectural freedom. Timber is light weight when compared to other cladding systems.

Barwon Timber has designed, developed and tested cladding for over thirty years. Our cladding can be run to order in a number of different species.


All of our timber cladding (with the exception of air dried Cypress) is supplied kiln dried.

We are able to end match cladding to create a self-supporting join reducing waste.

We can also pre-oil timber using a clear preservative oil to ensure all board faces are coated and protected.

If there is a particular look you want to achieve using timber cladding, our timber team can assist you.

Pivot Homes
Shiplap -Silvertop Ash



Resicare Pty Ltd
Euclid - Spotted Gum

Sk Dunstan
Shiplap - Silvertop Ash



BARCLAD

Barclad is a stylish timber cladding designed and manufactured by Barwon Timber and continues to be a popular choice amongst architects and builders.

Barclad is manufactured from plantation grown clear radiata pine and comes treated to a H3 standard (using a light organic solvent preservative), making it a sustainable, robust cladding option ideal for painting in light colours.

Barclad is available on request in set lengths, meaning few join lines. If you would like more information on Barclad, our timber team is happy to assist you.

For more information and samples, please contact our timber team.

SPECIFYING BARCLAD

Please use the following details in your specification. Remove the product selections not required.



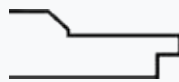
EXTERNAL
CLADDING

Barclad



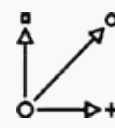
SPECIE

Radiata Pine



PROFILE

Eased Edge



CLADDING DIRECTION

Vertical and horizontal



TEXTURE

Sawn Face (rough)



TREATMENT

Light organic solvent preservative (LOSP)



FINISH

Raw - must be primed and painted light colours



CLADDING COVER

130mm per board



Baclad 130mm cover per board.

Dennehy Builders
Baclad



EUCLAD

Euclad is our concealed fix cladding system creating a clean look not detracted from by visible fixing screws or nails.

Euclad can be machined with eased or square edges. If cladding is running horizontally, please specify eased top edges to prevent moisture sitting in the shadowline.

Euclad can be machined in different widths with the same tongue and groove profile, enabling designers to mix sizes and explore with patterns. Barwon Timber has a range of timber and aluminium stops to complement our cladding range.

Euclad can be end matched reducing offcut waste and installation time. The end match profile creates self supporting joints which can be staggered between battens.

EUCLAD SPECIES

Queensland Blackbutt
 Queensland Ironbark
 Queensland Spotted Gum
 Victorian Silvertop Ash
 Western Red Cedar

SPECIFYING EUCLAD

Please use the following details in your specification. Remove the product selections not required.



EXTERNAL CLADDING

Euclad - by Barwon Timber



CLADDING DIRECTION

*Euclad - Vertical and horizontal
 Euclad square - Vertical only*



SPECIE

*Queensland Blackbutt, Queensland Ironbark,
 Queensland Spotted Gum, Victorian Silvertop Ash,
 Western Red Cedar*



TEXTURE

*Sawn Face (rough - please contact us to confirm specie suitability)
 Dressed Face (smooth)*




OPTIONAL ENHANCEMENTS

*End matching
 Pre-oiling*



CLADDING COVER

*70mm or 110mm per board.
 We are able to machine non standard sizes for your project. Please contact us.*



PROFILE

*Standard edge
 Eased Edge*

Pivot Homes
Euclad - Spotted Gum


Euclad 110mm cover per board



Euclad Square 110mm cover per board



Euclad 70mm cover per board



Euclad Square 70mm cover per board



BARWON TIMBER SHIPLAP

Barwon Timber Shiplap is a face fix (visible fixings) cladding profile we have been machining for over 27 years. We have developed and refined the profile in this time and it features on many buildings in the Geelong and Surfcoast area.

Barwon Timber Shiplap can be machined in different widths with the same tongue and groove profile, enabling designers to mix sizes and explore with patterns. Shiplap can be machined with eased or square top and bottom edges.

Please ensure cladding is specified with an eased top edge if you are running it horizontally. Barwon Timber has a range of timber and aluminium stops to complement our cladding range.

Barwon Timber Shiplap can be end matched reducing offcut waste and installation time. The end match profile creates self-supporting joints which can be staggered between battens.

BARWON TIMBER SHIPLAP SPECIES

Cypress
 Queensland Blackbutt
 Queensland Ironbark
 Queensland Spotted Gum
 Victorian Silvertop Ash
 Western Red Cedar

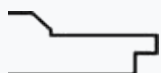
SPECIFYING BARWON TIMBER SHIPLAP

Please use the following details in your specification. Remove the product selections not required.



EXTERNAL CLADDING

Barwon Timber Shiplap



PROFILE

Standard edge
 Eased Edge



SPECIE

White Cypress, Queensland Blackbutt,
 Queensland Ironbark, Queensland Spotted Gum,
 Victorian Silvertop Ash, Western Red Cedar



TEXTURE

Sawn Face (rough - please contact us to confirm specie suitability)
 Dressed Face (smooth)



OPTIONAL ENHANCEMENTS

End matching
 Pre-oiling



CLADDING COVER

80mm per board.
 120mm per board.
 130mm per board.
 Western Red Cedar only.

We are able to machine non standard sizes for your project. Please contact us.



CLADDING DIRECTION

Vertical
 Horizontal (Eased edge profile only)

SK Dunstan
Shiplap - Silvertop Ash

Standard Shiplap Western Red Cedar 130mm cover & Cypress 125mm cover



Eased Edge Shiplap 120mm cover per board



Standard Shiplap 80mm cover per board



Eased Edge Shiplap 80mm cover per board



Cypress and Western Red Cedar will have rolled bottom edge.

BATTENCLAD

Battenclad is a profile we developed with architects and builders.

Battenclad achieves a batten effect with less on site labour. The profile is 120mm width with a centre groove. We can vary the size of the groove to achieve preferred design aesthetic. This standard profile is designed for vertical applications when used externally. The eased edge profile can be used for horizontal applications.

Barwon Timber has a range of timber and aluminium stops to complement our cladding range.




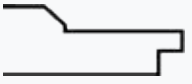

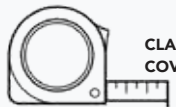
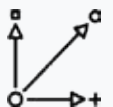
Battenclad creates a striking internal feature and we can machine it as a lining board.


BATTENCLAD SPECIES

- Cypress
- Queensland Blackbutt
- Queensland Ironbark
- Queensland Spotted Gum
- Victorian Silvertop Ash
- Western Red Cedar


SPECIFYING BATTENCLAD

Please use the following details in your specification. Remove the product selections not required.


	<p>EXTERNAL CLADDING</p>		<p>TEXTURE</p>		<p>SPECIE</p>		<p>PROFILE</p>
<p><i>Battenclad</i></p>		<p><i>Sawn Face (rough - please contact us to confirm specie suitability) Dressed Face (smooth)</i></p>		<p><i>White Cypress, Queensland Blackbutt, Queensland Ironbark, Queensland Spotted Gum Victorian Silvertop Ash, Western Red Cedar</i></p>		<p><i>Standard edge Eased Edge</i></p>	
	<p>OPTIONAL ENHANCEMENTS</p>		<p>CLADDING COVER</p>		<p>CLADDING DIRECTION</p>		
<p><i>Pre-oiling</i></p>		<p><i>120mm per board.</i></p>		<p><i>Battenclad - Vertical only Battenclad Eased - Vertical and horizontal</i></p>			



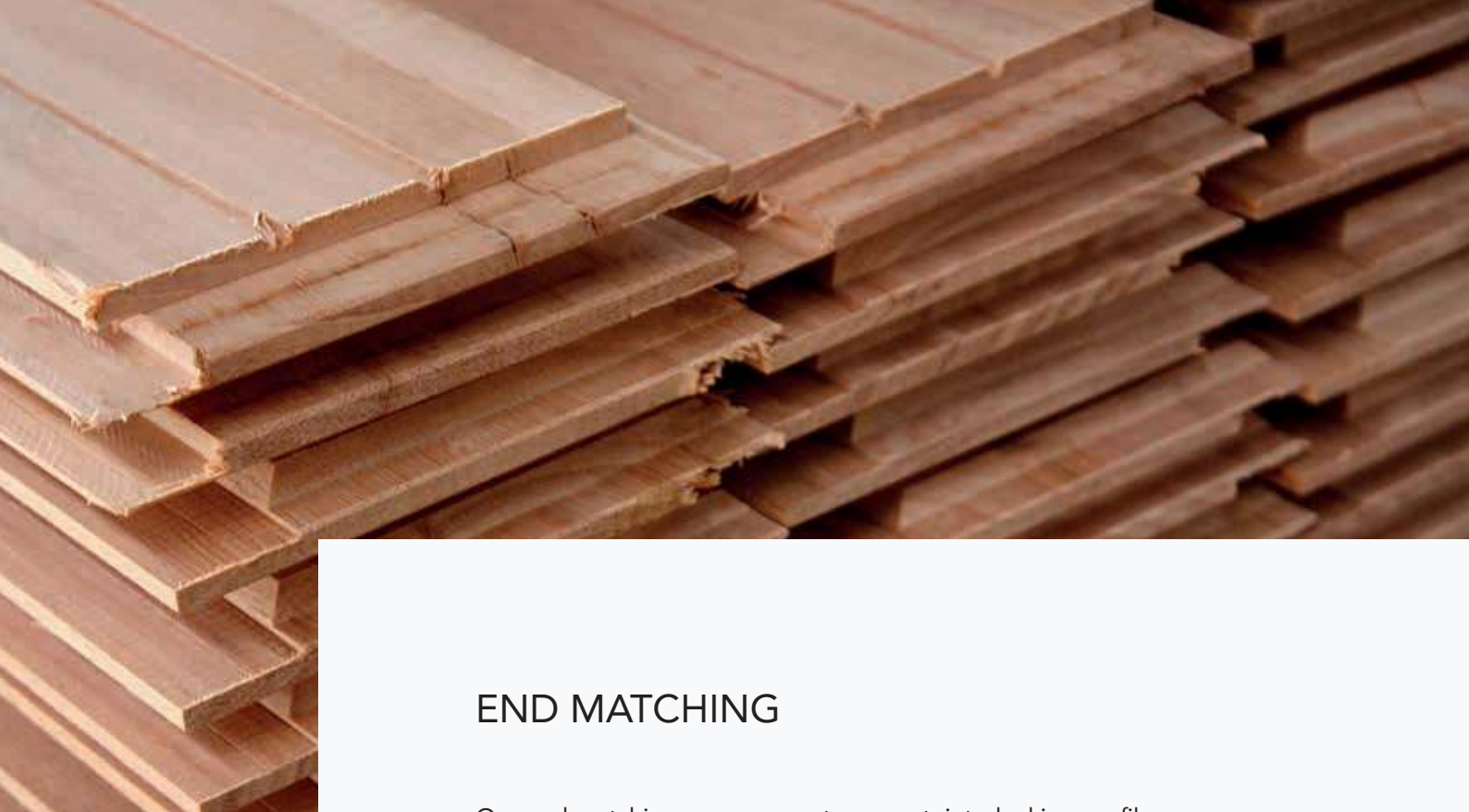
Battenclad Eased Edge 120mm cover per board



Battenclad 120mm cover per board



Geelong Building Solutions
Battenclad - Silvertop Ash



END MATCHING

Our end matching process creates a neat interlocking profile. End matching creates self supporting joints and enables you to locate joints between studs.

End matching can reduce the amount of waste on your job.


Please include end matching in your specification.
We are unable to end match some internal profiles.



Internal lining
end match profile
not to scale



18mm
end match profile
not to scale



Pivot Homes
Euclid - Spotted Gum

Resicare Pty Ltd
Euclid - Spotted Gum

INTERNAL LINING

Bring the beauty of timber inside with our range of internal lining profiles. Our linings have been used to create striking wall, joinery and ceiling features.

We have been running timber lining boards for over 27 years. We offer a range of stylish profiles and can run these in a number of timber species. If you would like to develop a bespoke profile, we can work with you.

SUGGESTED APPLICATIONS

- Ceilings
- Wall linings
- Joinery

SPECIFYING - BARWON TIMBER INTERNAL LINING

Please use the following details in your specification. Remove the product selections not required. All lining supplied as random lengths.



INTERNAL CLADDING

Barwon Timber Shiplap
Barwon Timber V-Joint
Barwon Timber Regency
Barwon Timber V-Joint Regency



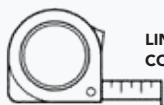
TEXTURE

Sawn Face (rough - please contact us to confirm specie suitability)
Dressed Face (smooth)



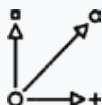
SPECIE

Queensland Blackbutt, Queensland Ironbark, Queensland Spotted Gum, Queensland Forest Red Gum, Tasmanian Blackwood, Tasmanian Messmate, Victorian Silvertop Ash, Western Red Cedar, Cypress, Oregon



LINING COVER

120mm - 130mm per board approximate.
80mm per board approximate.
We are able to machine non standard sizes unique to your project. Please contact us.



LINING DIRECTION

Vertical
Horizontal




OPTIONAL ENHANCEMENTS

End Matching



80MM COVER



Barwon Timber V-Joint



Barwon Timber Shiplap




Barwon Timber V-Joint Regency




Barwon Timber Regency

120MM - 130MM COVER




Barwon Timber V-Joint



Barwon Timber Shiplap



Barwon Timber V-Joint Regency



Barwon Timber Regency

Profile diagrams provided as a guide only. Not to scale.
10-12mm thickness dependent on specie.



CLADDING STOPS

Barwon Timber has designed a range of timber and aluminium stops and corners to complement our cladding range.

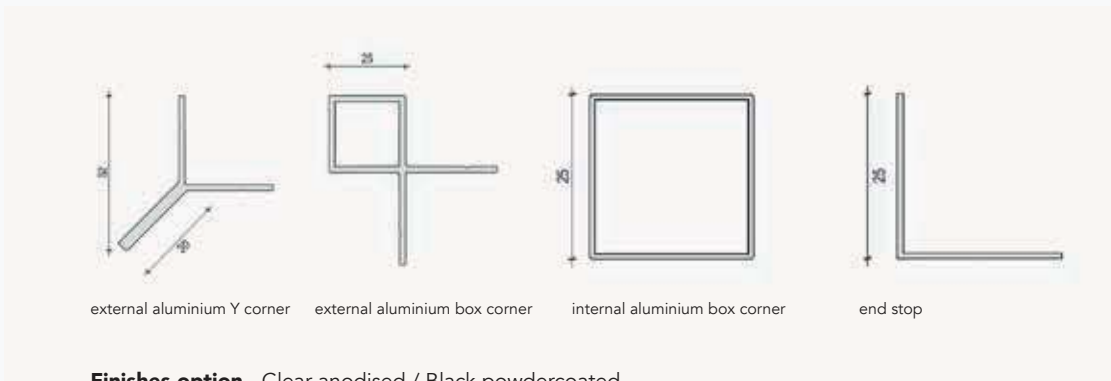
Timber stops can be machined in a number of species and sizes. We can adapt timber stops to suit our internal lining range.

Our timber and aluminium stops can be fitted with a long life, weather resistant rubber tape to ensure cladding is well sealed.



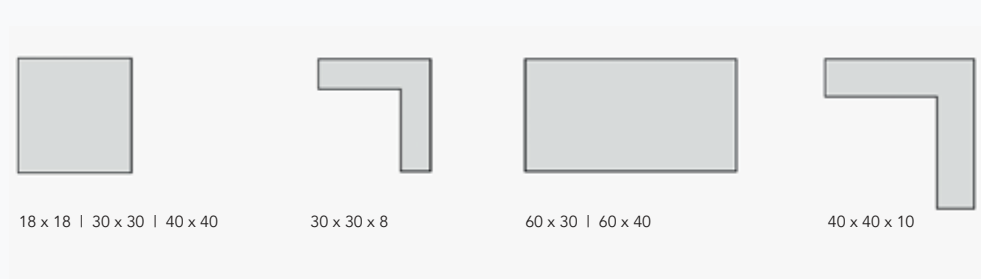
ALUMINIUM STOPS

Stylish aluminium stop options designed by BarwonTimber to complement our timber cladding range. Our long life weather resistant rubber tape can be added to create a weatherproof seal.



TIMBER STOPS

In your choice of timber to match your cladding. We are able to run custom sizes for your design. Sawn or dressed face.



TIMBER DECKING

Barwon Timber offers an extensive range of decking species, sizes and profiles. Timber decking is a fantastic, renewable product and can achieve a striking design aesthetic.

We are able to machine decking with sawn or dressed faces. We can machine pencil rounds or chamfers to decking. Our decking is supplied kiln dried.

Our most popular decking species include the following.

- Queensland Blackbutt
- Queensland Spotted Gum
- Queensland Ironbark
- Victorian Silvertop Ash

We are capable of machining other sizes and species. All species are subject to availability and kiln dried timber will have lead times if not in stock. Please contact us for more information.

SPECIFYING TIMBER DECKING

Please use the following details in your specification. Remove the product selections not required. All decking supplied as random lengths.



DECKING

Barwon Timber Decking



TEXTURE

Dressed Face (smooth)
Sawn Face (rough)



SPECIE

Queensland Blackbutt, Queensland Ironbark,
Queensland Spotted Gum, Victorian Silvertop Ash



OPTIONAL
ENHANCEMENTS

Pre-oiling



BOARD SIZE

64 x 19
85 x 19
136 x 19
136 x 32 (species subject to availability)
160 x 32 (species subject to availability)

We are able to machine non standard sizes unique to your project. Please contact us.

DKT Building Solutions
Spotted Gum


DECKING PROFILES

64 x 19

86 x 19

136 x 19

136 x 32



Sherriff Constructions
Spotted Gum cladding
Spotted Gum decking
Cypress posts

OILING AND COLOUR TINTING

We recommend a preservative coating be applied to external timber to prolong its service life. Timber should be routinely recoated as part of a maintenance program. Exterior timber will silver off over time. To retain colour in timber products, we suggest adding a tint to preservative oil when applying subsequent coats on site (by others).

Barwon Timber can apply a spray coat of preservative oil to timber products. We apply a generous clear coat of Cutek CD50 to all faces of the board; ends should be coated on site to ensure a complete seal.

There are machinery restrictions on spray coating large section timbers, please contact us for more information.


Resicare Pty Ltd
Spotted Gum Euclad



Pivot Homes
Silvertop Ash decking



Sk Dunstan
Shiplap - Spotted Gum



SK Dunstan
Shiplap - Silvertop Ash

TIMBER SECTIONS

Large section timbers can be used to create bold designs. Barwon Timber holds a range of large section timbers in stock or can source timber for your design. When designing with large section timber we suggest keeping the following in mind.

AVAILABILITY

Be flexible and have a second option on hand should the specie and sizing you prefer not be available when your project moves into construction. We will make every effort to source your first preference, but this is not always possible. To assist, please give us as much notice as possible of your construction schedule.

KILN DRIED AND UNSEASONED

Kiln dried timber has been mechanically dried to an appropriate moisture content. It is a lengthy and highly skilled process to get it right.

Unseasoned timber is supplied without mechanical drying. Large section timbers (over 50mm in thickness) and posts will often be supplied as unseasoned. Owing to the size of these timbers it can be impractical to mechanically dry them.



ROUGH SAWN, SAWN ALL ROUND AND DRESSED ALL ROUND

Timber is supplied to us Rough Sawn (RS). It is often quite uniform in colour and texture.

Sawn All Round (SAR) will give you a smoother finish and bring out its figure. We can SAR softwoods.

Dressing the timber will give you a smooth finish and bring out its figure (markings and patterns). We can supply timber dressed all round (DAR) or we can dress single or multiple faces.

MORE MACHINING

We can add pencil rounds, arrisses, grooves and rebates to your timber. Please contact us if you would like any of these features and we will help you to specify.

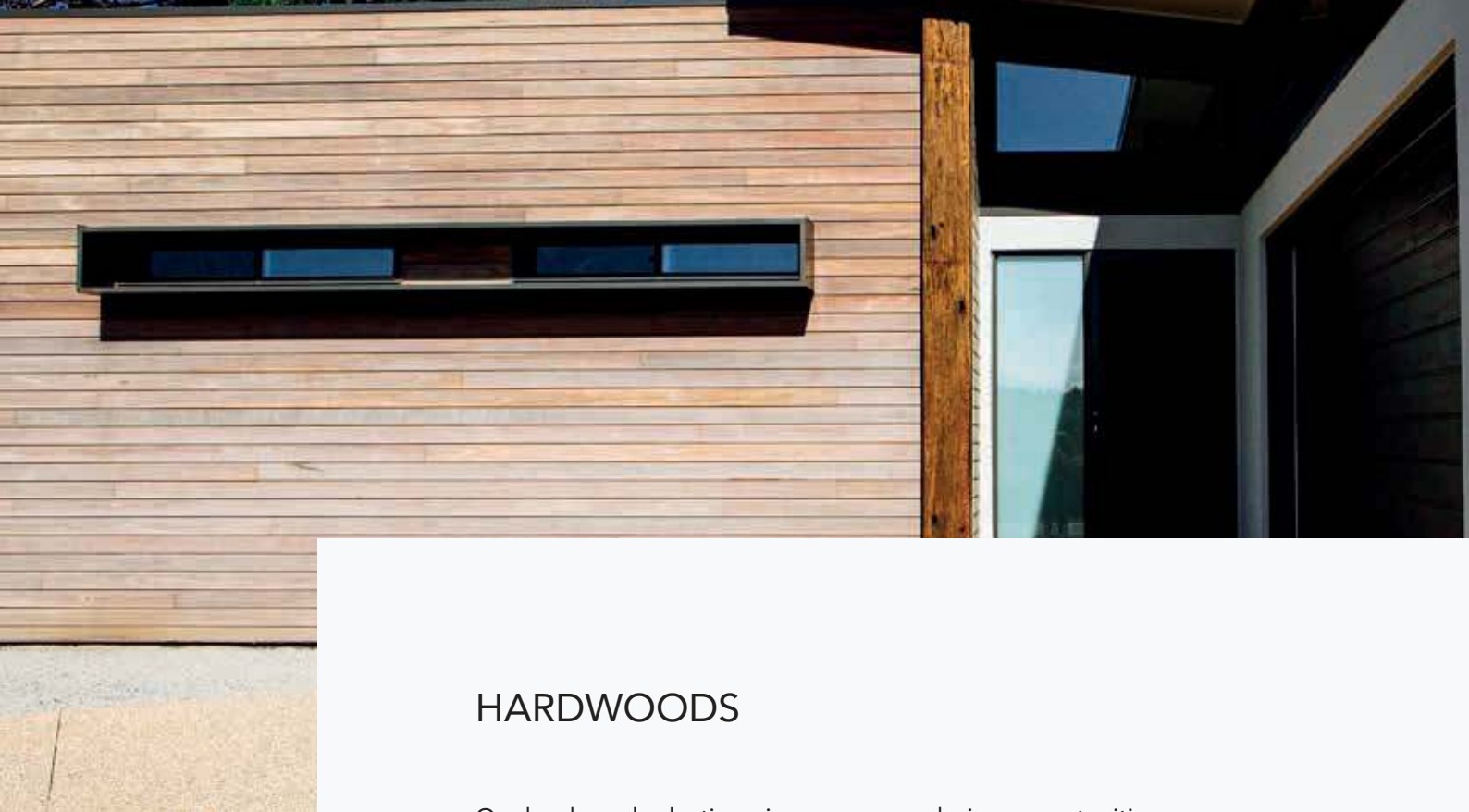
SIZES

We have provided a guide for standard sizings. If you require a non standard size we are capable of machining.

ASSISTANCE

Timber is very rewarding material to work with. It takes time to understand it. We are here to help you, please contact us if you need assistance.





Pivot Homes
Euclid - Spotted Gum

HARDWOODS

Our hardwood selection gives you many design opportunities. All species are subject to availability, the following are our most requested.

- Queensland Blackbutt
- Queensland Ironbark
- Queensland Spotted Gum
- Victorian Silvertop Ash

We are capable of sourcing a large range of other species. If there is a particular timber you would like to use for your design, please contact us. We are happy to help you find the best timber product for your design.

AUSTRALIAN HARDWOOD SIZES

All sizes are subject to availability. Please contact Barwon Timber for further information. This table applies to Australian hardwoods and is provided as a guide only. Please contact us for imported species, sizes and availability.



SPECIFYING LARGE SECTION HARDWOODS

Please use the following details in your specification. Remove the product selections not required.

Please be aware species are subject to availability. Contact Barwon Timber for approximate lead times.



SPECIE

Queensland Blackbutt, Queensland Ironbark,
Queensland Spotted Gum, Queensland Forest Red Gum
Victorian Silvertop Ash, Cypress



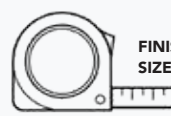
DRYING

Unseasoned (US)
Kiln Dried (KD)



**FINISH /
TEXTURE**



Rough Sawn (RS)
Dressed All Round (DAR)



**FINISHED
SIZE**

Please use the tables supplied in this
guide to enter size

MG Design
Tasmanian Messmate



MG Design
Tasmanian Messmate

MG Design
Tasmanian Messmate





OREGON | DOUGLAS FIR

Oregon can be supplied in very large sections. We can supply Oregon in a Rough Sawn (RS), Sawn All Round (SAR) or Dressed All Round (DAR) finish. If you are using Oregon for external applications it will require treatment. We can complete a light organic solvent envelope treatment (LOSP) to enable external use.

We recommend working with a structural engineer to help you best understand the extensive capabilities of Oregon.

SPECIFYING OREGON

Please use the following details in your specification. Remove the product selections not required. Please be aware sizes and lengths are subject to availability.



SPECIE

Oregon



DRYING

Unseasoned (US)
Kiln Dried (KD)



FINISH /
TEXTURE

Rough Sawn (RS)
Sawn All Round (SAR)
Dressed All Round (DAR)



FINISHED
SIZE

Please use the tables supplied in
this guide to enter size



TREATMENT

Envelope treatment only.
Light Organic Solvent Preservative (LOSP)
End treatment on site is essential.

OREGON | DOUGLAS FIR SIZES

All sizes are subject to availability. Please contact Barwon Timber for further information. This table applies to Oregon only and is a guide.

All other sizes by request.

ROUGH SAWN


50 x 25	75 x 25	100 x 25	125 x 25	150 x 25	200 x 25	250 x 38	350 x 38	450 x 38
50 x 38	75 x 38	100 x 38	125 x 38	150 x 38	200 x 38	250 x 50	350 x 50	450 x 50
50 x 50	75 x 50	100 x 50	125 x 50	150 x 50	200 x 50	250 x 75	350 x 75	450 x 75
	75 x 75	100 x 75	125 x 75	150 x 75	200 x 75	250 x 100	350 x 100	450 x 100
		100 x 100	125 x 100	150 x 100	200 x 100	250 x 125	350 x 125	450 x 125
			125 x 125	150 x 125	200 x 150	250 x 150	350 x 150	450 x 150
				150 x 150		300 x 38	400 x 38	500 x 38
						300 x 50	400 x 50	500 x 50
						300 x 75	400 x 75	500 x 75
						300 x 100	400 x 100	500 x 100
						300 x 125	400 x 125	500 x 125
						300 x 150	400 x 150	500 x 150

SAWN ALL ROUND

45 x 19	70 x 19	90 x 19	120 x 19	140 x 19	190 x 19	240 x 32	340 x 32	440 x 32
45 x 32	70 x 32	90 x 32	120 x 32	140 x 32	190 x 32	240 x 45	340 x 45	440 x 45
45 x 45	70 x 45	90 x 45	120 x 45	140 x 45	190 x 45	240 x 70	340 x 70	440 x 70
	70 x 70	90 x 70	120 x 70	140 x 70	190 x 70	240 x 90	340 x 90	440 x 90
		90 x 90	120 x 90	140 x 90	190 x 90	240 x 120	340 x 120	440 x 120
			120 x 120	140 x 120	190 x 140	240 x 140	340 x 140	440 x 140
				140 x 140		290 x 32	390 x 32	490 x 32
						290 x 45	390 x 45	490 x 45
						290 x 70	390 x 70	490 x 70
						290 x 90	390 x 90	490 x 90
						290 x 120	390 x 120	490 x 120
						290 x 140	390 x 140	490 x 140

DRESSED ALL ROUND

45 x 19	70 x 19	90 x 19	120 x 19	140 x 19	190 x 19	240 x 32	340 x 32	440 x 32
42 x 32	70 x 32	90 x 32	120 x 32	140 x 32	190 x 32	240 x 42	340 x 42	440 x 42
42 x 42	70 x 42	90 x 42	120 x 42	140 x 42	190 x 42	240 x 70	340 x 70	440 x 70
	70 x 70	90 x 70	120 x 70	140 x 70	190 x 70	240 x 90	340 x 90	440 x 90
		90 x 90	120 x 90	140 x 90	190 x 90	240 x 120	340 x 120	440 x 120
			120 x 120	140 x 120	190 x 140	240 x 140	340 x 140	440 x 140
				140 x 140		290 x 32	390 x 32	490 x 32
						290 x 42	390 x 42	490 x 42
						290 x 70	390 x 70	490 x 70
						290 x 90	390 x 90	490 x 90
						290 x 120	390 x 120	490 x 120
						290 x 140	390 x 140	490 x 140



SUSTAINABILITY

We believe that when managed responsibly, timber is one of the most sustainable building products available.

Responsibly harvested timber:

- is a renewable product.
- requires low energy to produce and does not source energy from finite fossil fuels.
- can be re-used and recycled.
- absorbs and stores carbon dioxide from the atmosphere.

We support timber mills and agents who harvest timber responsibly thus ensuring the longevity of our forests and industry.

We source and supply timbers with environmental certification. We are in the process of obtaining certification for our yard and mill. Until this occurs, we are unable to list our timber as certified.

If you would like to learn more about certified timber products, please contact us.



50 Fellmongers Road, Breakwater, Vic 3219

p: 03 5229 0080

e: enquiries@barwontimber.com.au

w: www.barwontimber.com.au

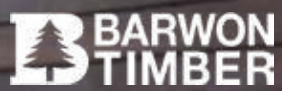
Visit our showroom at:

50 Fellmongers Road, Breakwater, Vic 3219

7:00am - 5:00pm Monday to Friday

8:00am - 12:00pm Saturday

For product samples, please contact us.



50 Fellmongers Road, Breakwater
p: 03 5229 0080 | e: enquiries@barwontimber.com.au