




Print on heavy paper or cardstock. Punch holes in the top corners of each pennant and thread with string or ribbon, then hang.




WWW.HONEYANDGOLD.COM.AU

© 2015 Jordan Bariesheff. For Personal use only.

Commercial use, file sharing or mass reproduction is not permitted without written consent. Thanks for playing nice!



Print on heavy paper or cardstock. Punch holes in the top corners of each pennant and thread with string or ribbon, then hang.





WWW.HONEYANDGOLD.COM.AU

© 2015 Jordan Bariesheff. For Personal use only.

Commercial use, file sharing or mass reproduction is not permitted without written consent. Thanks for playing nice!



Print on heavy paper or cardstock. Punch holes in the top corners of each pennant and thread with string or ribbon, then hang.



WWW.HONEYANDGOLD.COM.AU

© 2015 Jordan Bariesheff. For Personal use only.

Commercial use, file sharing or mass reproduction is not permitted without written consent. Thanks for playing nice!



Print on heavy paper or cardstock. Punch holes in the top corners of each pennant and thread with string or ribbon, then hang.



WWW.HONEYANDGOLD.COM.AU

© 2015 Jordan Bariesheff. For Personal use only.

Commercial use, file sharing or mass reproduction is not permitted without written consent. Thanks for playing nice!