

vital baby®

NOURISH™

growing up kit

REMOVING YOUR SUCTION PAD

1 PRESS AND TWIST

Apply gentle pressure on the sides of the bowl and twist anti-clockwise until you feel 2 clicks and can lift the bowl from the suction pad



2 UNLOCK AND LIFT

Flip the lever upwards and lift the suction pad from the surface. Tip: you may need to use your nail to lift the soft part to release the suction



www.vitalbaby.com

Made in China to Vital Baby® specifications. Vital Innovations Limited, Hatfield, Herts, AL10 9EW, United Kingdom. Vital Baby® is a registered trademark. NOURISH™, HYDRATE™, snack on the go™, store & wean™ and power™ are trademarks. Design Rights.

© Vital Innovations Ltd 2020.



WARNING! INSTRUCTIONS FOR USE AND CARE. IMPORTANT, READ CAREFULLY AND RETAIN FOR FUTURE USE.









- Always use this product under adult supervision.
- Before each use, inspect the product. Throw away at the first sign of damage or weakness.
- Continuous and prolonged sucking of fluids will cause tooth decay - Tooth decay in young children can occur even when non sweetened fluids are used. This can occur if baby is allowed to use the cup for long periods through the day and particularly through the night, when saliva flow is reduced or if it is used as a soother.
- Always stir heated food and check the temperature before serving.
- Keep all components not in use out of the reach of children.

CARE FOR YOUR PRODUCT

- Wash before first use and after each use.
 - Wash the product thoroughly in hot, soapy water or in the top rack of a dishwasher.
 - Top rack dishwasher safe (max. 65°C) - food colours in the dishwasher may discolour the product. **DO NOT PLACE SUCTION PAD INTO DISHWASHER.**
 - Do not store in direct sunlight or near a source of heat, this could damage the product.
 - Do not allow to come into contact with solvents or harsh chemicals, this could damage the product.
 - Some foods will stain this product.
 - Do not use in an oven or grill.
 - Do not microwave food in pots, power™ suction bowl or plate for more than 60 seconds at a time or with oil rich foods, as this may damage the products. To avoid surface damage, do not use sharp utensils on/ with this product. Some foods will stain this product. Food colours in the dishwasher may discolour the product.
 - Vital Baby® pots are suitable for all approved sterilisation methods and use in the microwave.
 - **DO NOT BOIL OR STERILISE CUTLERY.**
 - Do not submerge cutlery into food when microwave heating.
 - Do not use cutlery in a microwave, conventional oven or grill.
 - Spoon is not suitable for microwave use.
 - **NEVER** place the suction pad in the microwave or dishwasher.
 - Vital baby® power™ suction bowl / plate is top rack dishwasher safe and can be sterilised by all approved methods.
 - Vital Baby® chunky feeding spoon is top rack dishwasher safe. Do not boil or steam sterilise. Do not use in a microwave, conventional oven or grill.
- ** suction pad may not perform on natural wood or textured synthetic wood, stone, textured or porous surfaces.
- **suction pad is not suitable for microwave or dishwasher use.

Conforms to BS EN 14372 & EN 14350.

4 SIMPLE STEPS

1 PLACE 	2 LOCK 	3 DROP 	4 TWIST 
1 PLACE  <p>Place the suction pad on your highchair tray or smooth surface with the arrow facing your baby.</p>	2 LOCK  <p>Push down on the suction pad and flip the lever down to lock your suction pad securely in place.**</p>		
3 DROP  <p>Lower your suction bowl / plate on to the suction pad.</p>	4 TWIST  <p>Twist your suction bowl / plate clockwise until you feel it click twice.</p>		