



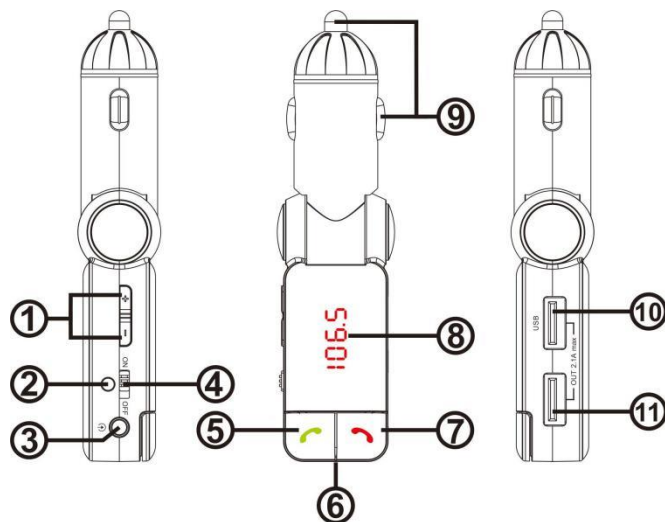
## ISMGM507E Instruction Manual

### Product Features

- Bluetooth hands-free functionality
- A2DP music streaming
- Dual USB inputs for device charging
- AUX input
- LED display



### Diagram



1. Volume +/-, Pre/Next/CH+ CH-
2. Power indicator LED
3. AUX input
4. Power On/Off
5. Pick-up/Redial/Play/Pause/Source
6. Microphone
7. Hang-up/Frequency adjustment
8. Display
9. Power adapter: 12V-24V
10. Media input / USB output: 5V/2.1A (max)
11. USB output: 5V/2.1A (max)

### User Guide

#### Start-up

Plug the product into the cigarette lighter socket and switch the power to ON. The product will start up and the LED screen will display the frequency.

To pair a new device, turn on the Bluetooth function of the smartphone and search for 'Carkit'. Select the option and pairing will begin automatically.

A second phone can also be paired with the device. To pair a second device, repeat the previous steps.

Tune the FM frequency of the device to match the FM frequency of the car radio.

To adjust the FM frequency, long press . Short press to increase and decrease the frequency. Long press to quickly adjust the frequency between 87.5MHZ and 108.0MHZ.

#### Answering a call

If there is an incoming call, press key to answer the call. Whilst in the call, press key to switch between the mobile phone's microphone and the product's microphone. Press key to hang up.

#### Rejecting a call



Press the key to reject an incoming call.

#### Music streaming

Press key to play/pause and short press to move forward or back a track

#### Playing music from USB

Insert the USB drive into the 'Media input' (10) slot on the device.

Press  key to play/pause and short press  to move forward or back a track

*Note: Only one USB port (10) can be used for USB media. This can be used simultaneously with the second port (11) for charging. Alternatively, both ports can be used simultaneously for charging.*


### AUX input

Connect a device to the AUX input using the 3.5mm – 3.5mm cable.

Long press  for volume +/-

**Note:** To ensure correct operation, the cable must be connected to the external device first, followed by the ISMGM507E.

### Switching between modes (Bluetooth and USB Media)

Long press  to switch between Bluetooth and USB Media (if a USB drive is inserted).

### Technical Specifications

Rated working voltage	12V-24V
Limit working voltage	9 ~ 26V
USB output	5V/2.1A
Working temperature	0~50°C
Music format	MP3/WMA//WAV/APE/FLAC
SNR	>60dB
Degree of distortion	<0.1%
Frequency response	20Hz-15Khz
Resolution of right and left channel	>60dB
Bluetooth version	Version 5.0+EDR
Bluetooth sound processing	A2DP (Advance Audio Distribution Profile) function supported
Bluetooth transmission distance	<10M
Effective distance of Bluetooth microphone	0.5~2M
FM frequency	87.5~108Mhz
FM mode	Stereo digital PLL frequency locking