


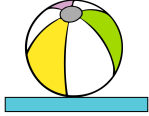
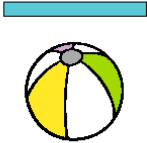







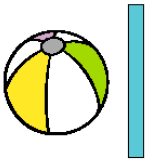
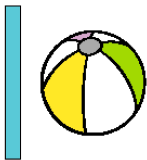



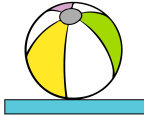
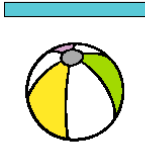










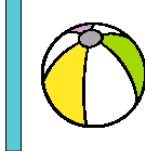



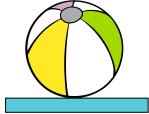
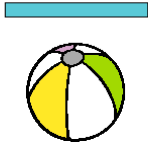









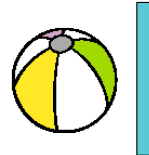
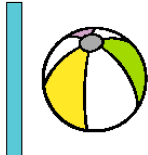

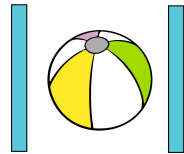
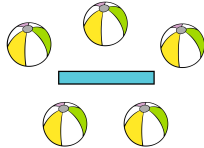


Bears & Chairs Checklist



<p>Put</p> 	<p>Blue bear</p> 	<p>Red Bear</p> 	<p>On</p> 	<p>Under</p> 	<p>the</p>
<p>Purple Bear</p> 	<p>Orange Bear</p> 	<p>Behind</p> 	<p>In front</p> 	<p>Black Chair</p> 	
<p>Green Bear</p> 	<p>Yellow Bear</p> 	<p>Beside</p> 	<p>Beside</p> 		

<p>Put</p> 	<p>Blue bear</p> 	<p>Red Bear</p> 	<p>On</p> 	<p>Under</p> 	<p>the</p>
<p>Big</p> 	<p>Purple Bear</p> 	<p>Orange Bear</p> 	<p>Behind</p> 	<p>In front</p> 	<p>Black Chair</p> 
<p>Small</p> 	<p>Green Bear</p> 	<p>Yellow Bear</p> 	<p>Beside</p> 	<p>Beside</p> 	

<p>Put</p> 	<p>Blue bear</p> 	<p>Red Bear</p> 	<p>On</p> 	<p>Under</p> 	<p>the</p>
<p>Big</p> 	<p>Purple Bear</p> 	<p>Orange Bear</p> 	<p>Behind</p> 	<p>In front</p> 	<p>Black Chair</p> 
<p>Small</p> 	<p>Green Bear</p> 	<p>Yellow Bear</p> 	<p>Beside</p> 	<p>Beside</p> 	<p>White Chair</p> 
			<p>Between</p> 	<p>Around</p> 	

Bears & Chairs - Student Data Sheet

Date:			Additional information:		
Student:					
Age/Grade:					
Colours:	Receptive	Expressive	Prepositions:	Receptive	Expressive
Red			On		
Blue			Under		
Yellow			Behind		
Green			In front		
Purple			Beside		
Orange			Between		
Black			Around		
White					
Colour + Preposition				Receptive	Expressive
Put the yellow bear on the chair.					
Put the green bear beside the chair.					
Put the blue bear behind the chair.					
Put the orange bear under the chair.					
Put the purple bear in front of the chair.					
Put the blue bear on the chair.					
Put the red bear beside the chair.					
Put the yellow bear behind the chair.					
Put the green bear under the chair.					
Put the orange bear in front of the chair.					
				/10	/10
Size + Colour + Preposition				Receptive	Expressive
Put the big blue bear under the chair.					
Put the big red bear in front of the chair.					
Put the small purple bear beside the chair.					
Put the big yellow bear on the chair.					
Put the small blue bear in front of the chair.					
Put the big green bear behind the chair.					
Put the small red bear under the chair.					
Put the big green bear beside the chair.					
Put the big orange bear on the chair.					
Put the big purple bear behind the chair.					
Put the small yellow bear under the chair.					
Put the small green bear in front of the chair.					
Put the big yellow bear behind the chair.					
Put the small purple bear on the chair.					
Put the small orange bear beside the chair.					
				/15	/15

Size + Colour + Preposition + Chair	Receptive	Expressive
Put the big red bear behind the white chair.		
Put the small blue bear on the black chair.		
Put the big orange bear between both chairs.		
Put the big green bear beside the white chair.		
Put the big yellow bear beside the black chair.		
Put the big blue bear under the white chair.		
Put the big yellow bear between both chairs.		
Put the big green bear in front of the black chair.		
Put the small orange bear in front of the white chair.		
Put both blue bears on the black chair.		
Put the small purple bear between both chairs.		
Put both red bears under the white chair.		
Put the small yellow bear in front of the black chair.		
Put the big blue bear between both chairs.		
Put all the small bears around the white chair.		
Put the small green bear between both chairs.		
Put all the big bears beside the white chair.		
Put all the big bears around the black chair.		
Put the white chair between the green bears .		
Put all the small bears beside the black chair.		
	/20	/20
Overall impressions: rate from weak (1) to strong (5)		
Vocabulary: The student knew and could name most of the key words. 1 2 3 4 5		
Comprehension: The student understood quickly and accurately. 1 2 3 4 5		
Expression: The student described the images quickly and accurately. 1 2 3 4 5		
Grammar: The student spoke in grammatically correct sentences. 1 2 3 4 5		
Social - The student demonstrated good social communication skills. 1 2 3 4 5		
Articulation - The student's speech was easy to understand. 1 2 3 4 5		

Notes: _____

Position Words

*Approximate Age of Acquisition

1-2 yrs. | in, on, off

2-3 yrs. | up, down, under, out, away

3-5 yrs. | on top, beside, next to, in back, behind,
in front, over, between, around, toward


5+ yrs. | above, below, through, ahead, near, far, corner,
middle, center, left, right

Created by Connie Romaniuk, SLP


*For general information purposes only



Follow these steps to draw a bear. Highlight **body parts** such as ears, belly, snout, **position words** such as top, inside, above and **time words** such as first, before, after. Have fun!



Head




Eyes




Nose




Mouth




Ears




Belly




Snout



Arms


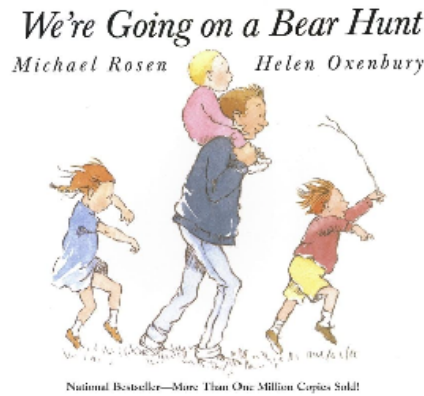
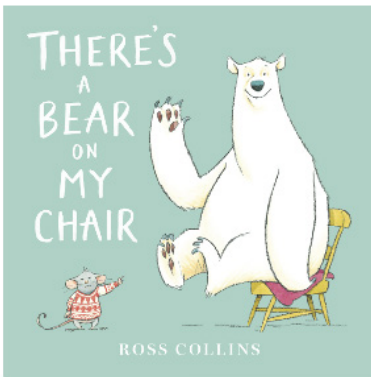







Legs



Claws

These books go exceptionally well with Bears & Chairs.



So do these songs!



My Teddy Bear



The Bear Went Over The Mountain



Teddy Bear, Teddy Bear Turn Around



Going on a Bear Hunt