




TITANIUM

TOOLS & EQUIPMENT




Xpress 800 Oil Service Kit Guide



Place the power pack into a bench vice shown in the pictures and open this nut with a 5mm Allen key



Put this valve into the nut hole and tight it slightly (don't over tight)



Turn this lever to the right slightly to unlock and insert this end into the front of the PushPull and lock it





TITANIUM


TOOLS & EQUIPMENT





Xpress 800 Oil Service Kit Guide



Insert the other end into this valve and push to lock it



Pour the oil into the canister up to the level pointed at in the picture.



Turn this lever to the right slightly to unlock and insert this end into the front of the PushPull and lock it





TITANIUM


TOOLS & EQUIPMENT



Xpress 800 Oil Service Kit Guide



Start pumping oil until all the bubbles clear away. Wait 10mins & pump again to make sure there are no bubbles



Unplug both ends of the oil feed, Remove the valve, and put the nut back into the hole

