

Specification

Nominal Voltage	12V
Nominal Capacity(20HR)	15.0AH
Dimensions	Length 181.5±2mm (7.14 inches)
	Width 76.5±2mm (3.01 inches)
	Container Height 167.5±2mm (6.59 inches)
	Total Height (with Terminal) 167.5±2mm (6.59 inches)
Approx Weight	Approx 4.9 kg (10.8lbs)
Terminal	T12
Container Material	ABS
Rated Capacity	15.0 AH/0.75A (20hr , 1.80V/cell, 25°C/77°F)
	14.0 AH/1.40A (10hr , 1.80V/cell, 25°C/77°F)
	12.8 AH/2.55A (5hr , 1.75V/cell, 25°C/77°F)
	11.5 AH/3.83A (3hr , 1.75V/cell, 25°C/77°F)
	9.42 AH/9.42A (1hr , 1.60V/cell, 25°C/77°F)
Max. Discharge Current	225A (5s)
Internal Resistance	Approx 18mΩ
Operating Temp. Range	Discharge : -15~50°C (5~122°F)
	Charge : 0~40°C (32~104°F)
	Storage : -15~40°C (5~104°F)
Nominal Operating Temp. Range	25±3°C (77±5°F)
Cycle Use	Initial Charging Current less than 4.5A. Voltage 14.4V~15.0V at 25°C(77°F)Temp. Coefficient -30mV/°C
	No limit on Initial Charging Current Voltage 13.5V~13.8V at 25°C(77°F)Temp. Coefficient -20mV/°C
Standby Use	
Capacity affected by Temperature	40°C (104°F) 103%
	25°C (77°F) 100%
	0°C (32°F) 86%
Self Discharge	Batteries may be stored for up to 6 months at 25°C(77°F) and then a freshening charge is required. For higher temperatures the time interval will be shorter.



Applications

- ◆ All purpose
- ◆ Uninterruptable Power Supply (UPS)
- ◆ Electric Power System (EPS)
- ◆ Emergency backup power supply
- ◆ Emergency light
- ◆ Railway signal
- ◆ Aircraft signal
- ◆ Alarm and security system
- ◆ Electronic apparatus and equipment
- ◆ Communication power supply
- ◆ DC power supply
- ◆ Auto control system

Constant Current Discharge (Amperes) at 25°C (77°F)

F.V/Time	5min	10min	15min	20min	30min	45min	1h	2h	3h	4h	5h	6h	8h	10h	20h
1.85V/cell	28.6	21.9	18.2	15.7	12.1	8.95	7.54	4.46	3.49	2.84	2.31	2.01	1.62	1.35	0.74
1.80V/cell	38.3	28.0	22.0	18.6	14.3	10.4	8.45	4.87	3.76	3.03	2.48	2.15	1.72	1.40	0.75
1.75V/cell	43.2	30.8	24.0	20.0	14.9	10.8	8.84	5.05	3.83	3.10	2.55	2.21	1.75	1.43	0.76
1.70V/cell	47.6	33.6	25.6	21.0	15.5	11.2	9.12	5.18	3.93	3.18	2.61	2.26	1.77	1.46	0.77
1.65V/cell	52.5	36.2	27.2	22.3	16.3	11.5	9.33	5.25	4.10	3.29	2.69	2.31	1.80	1.49	0.78
1.60V/cell	57.9	39.3	29.1	23.8	17.3	12.0	9.42	5.48	4.22	3.39	2.78	2.36	1.82	1.51	0.79

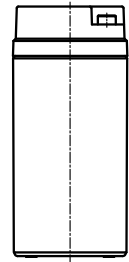
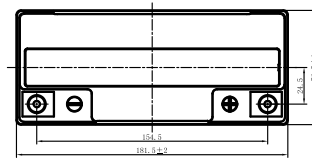
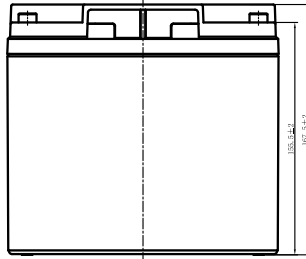
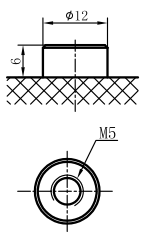
Constant Power Discharge (Watts/cell) at 25°C (77°F)

F.V/Time	5min	10min	15min	20min	30min	45min	1h	2h	3h	4h	5h	6h	8h	10h	20h
1.85V/cell	52.2	40.5	33.9	29.6	23.2	17.2	14.6	8.66	6.80	5.55	4.54	3.95	3.20	2.68	1.47
1.80V/cell	69.4	51.2	40.4	34.5	26.9	19.9	16.2	9.39	7.28	5.89	4.85	4.22	3.38	2.76	1.48
1.75V/cell	76.5	55.3	43.6	36.8	27.7	20.4	16.9	9.70	7.38	6.00	4.96	4.32	3.43	2.83	1.50
1.70V/cell	81.9	58.9	45.9	38.3	28.7	21.1	17.4	9.92	7.58	6.15	5.08	4.40	3.48	2.88	1.52
1.65V/cell	89.1	63.0	48.4	40.4	30.0	21.5	17.6	10.0	7.87	6.34	5.20	4.49	3.52	2.94	1.54
1.60V/cell	96.0	66.9	50.9	42.6	31.4	22.3	17.7	10.4	8.07	6.52	5.35	4.57	3.55	2.96	1.55

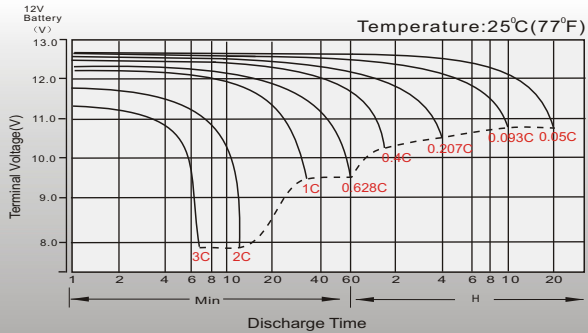
Dimensions

T6 Terminal

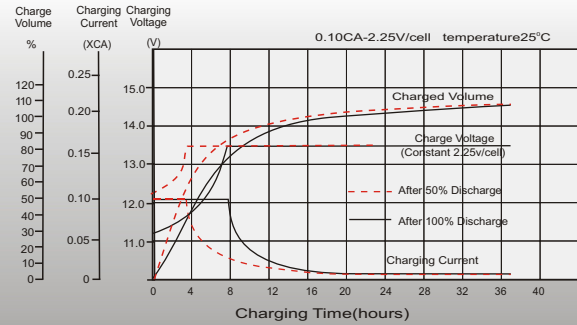
Unit: mm



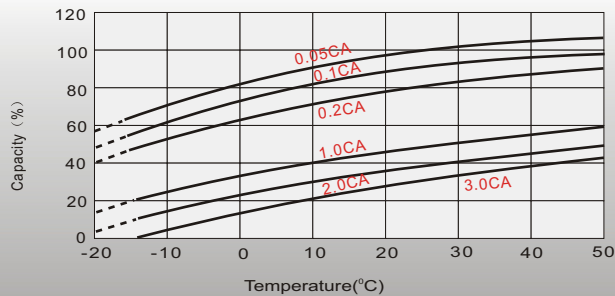
Discharge Characteristics



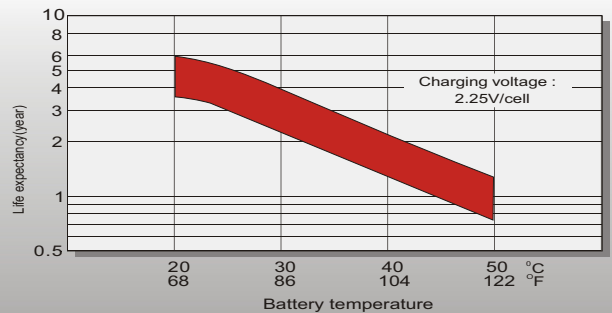
Float Charging Characteristics



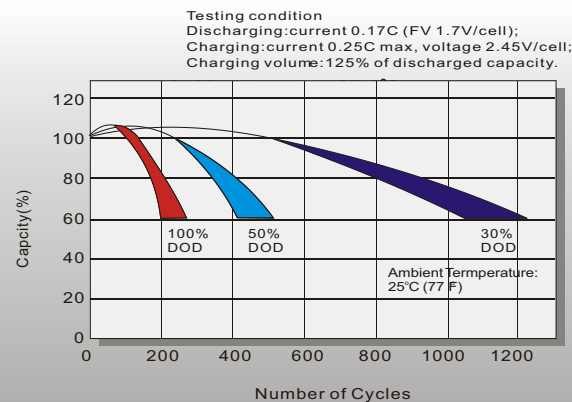
Temperature Effects in Relation to Battery Capacity



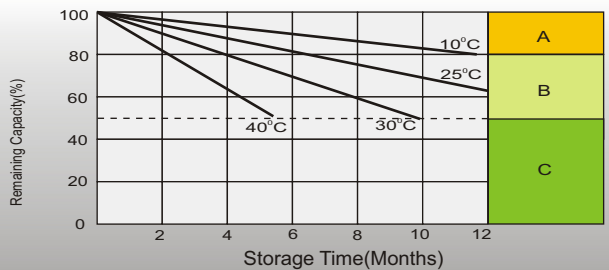
Effect of Temperature on Long Term Float Life



Cycle Life in Relation to Depth of Discharge



Self Discharge Characteristics



- A** No supplementary charge required (Carry out supplementary charge before use if 100% capacity is required.)
- B** Supplementary charge required before use. Optimal charging way as below:
1. Charged for above 3 days at limited current 0.25CA and constant voltage 2.25V/cell.
2. Charged for above 20 hours at limited current 0.25CA and constant voltage 2.45V/cell.
3. Charged for 8-10 hours at limited current 0.05CA.
- C** Supplementary charge may often fail to recover the capacity. The battery should never be left standing till this is reached.

Sales Office

Stealth Energy
31100 Solon Road Suite E
Solon, Ohio 44139
Tel: 440-248-5858
Email: info@americanbassusa.com
www.americanbassusa.com

American Bass
"Excellence In Sound"