



WIRELESS HEADPHONES

USER'S MANUAL: Item JUSHPO1

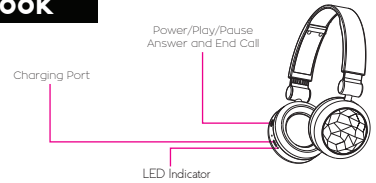
SPECIFICATIONS

Bluetooth Range: Up to 33 feet (10 meters)
Battery Type: Polymer Lithium Ion Battery
Charging Input: DC 5V
Play Time: Approximately 10 hours*

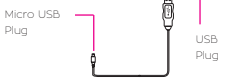
*Applicable at 50% of maximum volume. Results will be lower when volume is higher.

The Bluetooth® word mark and logos are registered trademarks owned by the Bluetooth SIG, Inc. and any use of such marks by Sakar International is under license. Other trademarks and trade names are those of their respective owners.

A QUICK LOOK



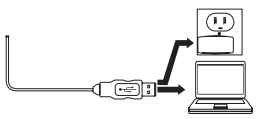
CHARGING



1. The included USB charging cable has a Micro USB plug and a standard USB plug.



2. Insert the charging cable's Micro USB plug into the headphone's charging port.



3. Insert the charging cable's standard USB plug into the USB port of a computer or suitable USB charging adapter.

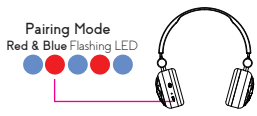


4. The LED indicator turns red when the headphones are charging and turns off when charging is complete.

BLUETOOTH PAIRING



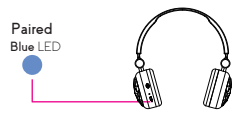
1. Press and hold the power button to turn the headphones On.



2. The LED indicator will flash red and blue indicating the headphones are in pairing mode.



3. Go to the Settings app and into the Bluetooth page. Make sure Bluetooth is on before connecting to Fashion Headphones.



4. The LED Indicator Light will stop blinking and remain blue indicating the headphones have paired to your phone.

USING YOUR HEADPHONES



1. Press and hold the power button to turn the headphones On/Off.



2. Press the power button to play a track; press the button again to pause a track.

IMPORTANT SAFETY PRECAUTIONS

1. READ ALL INSTRUCTIONS BEFORE USING YOUR HEADPHONES.
2. Do not use your headphones near water. Do not place your headphones on any wet surfaces.
3. Do not allow children to use the headphones without proper adult supervision.
4. Do not expose your headphones to excessive heat, flames or fire.
5. Do not use in extremely dry environments, as this can lead to static discharge during usage.
6. Do not expose your headphones to temperatures above 100°F. Keep out of direct sunlight.
7. Do not attempt to repair this product yourself. Contact a qualified service center if your headphones are in need of service.
8. Do not drop, puncture or expose your headphones to excessive trauma.
9. Your headphones are not intended for commercial use.
10. Do not place the headphones near objects that generate a strong magnetic field.
11. Use only the supplied charging cable. Unplug this device when not in use for long periods of time and during lightning storms.
12. Use a soft cloth to clean your headphones. Never use any abrasive chemicals.
13. Please recycle or dispose of your headphones properly based on the laws and rules of your municipality. Contact local recycling facilities and/or the manufacturer of your headphones for further information.

VIVITAR ONE YEAR WARRANTY

This warranty covers the original consumer purchaser only and is not transferable.

This warranty covers products that fail to function properly UNDER NORMAL USAGE, due to defects in material or workmanship. Your product will be repaired or replaced at no charge for parts or labor for a period of one year.

What is Not Covered by Warranty

Damages or malfunctions not resulting from defects in material or workmanship and damages or malfunctions from other than normal use, including but limited to, repair by unauthorized parties, tampering, modification or accident.

To Obtain Warranty Service and Troubleshooting Information:

Call 1-800-592-9541 in the U.S. & 0-800-917-4831 in the UK or visit our website at www.vivitar.com.

To receive Warranty service along with the name and address of an authorized product service center, the original consumer purchaser must contact us for problem determination and service procedures. Proof of purchase in the form of a bill of sale or receipted invoice, evidencing that the product is within the applicable Warranty period(s), MUST be presented in order to obtain the requested service. It is your responsibility to properly package and send any defective products along with a dated copy of proof of purchase, a written explanation of the problem, and a valid return address to the authorized service center at your expense. Do not include any other items or accessories with the defective product. Any products received by the authorized service center that are not covered by warranty will be returned unrepaired.

CALL CONTROLS



Press the power button to answer an incoming call. Press the button again to end the phone call.

FCC STATEMENT

Changes or modifications not expressly approved by the party responsible for compliance could void the user's authority to operate the equipment.

This device complies with Part 15 of the FCC Rules. Operation is subject to the following two conditions: (1) this device may not cause harmful interference, and (2) this device must accept any interference received, including interference that may cause undesired operation.

This equipment has been tested and found to comply with the limits for a Class B digital device, pursuant to Part 15 of the FCC Rules. These limits are designed to provide reasonable protection against harmful interference in a residential installation. This equipment generates, uses and can radiate radio frequency energy and, if not installed and used in accordance with the instructions, may cause harmful interference to radio communications. However, there is no guarantee that interference will not occur in a particular installation.

If this equipment does cause harmful interference to radio or television reception, which can be determined by turning the equipment off and on, the user is encouraged to try to correct the interference by one or more of the following measures:

- Reorient or relocate the receiving antenna.
- Increase the separation between the equipment and receiver.
- Connect the equipment into an outlet on a circuit different from that to which the receiver is connected.
- Consult the dealer or an experienced radio/TV technician for help.

©2021 Sakar International
195 Carter Drive
Edison, NJ 08817
Support: 800 592 9541
www.vivitar.com