

Justice™

LIGHT-UP

2-WHEEL SCOOTER



LIGHT-UP
WHEELS



EASY TO FOLD



LIGHTWEIGHT
AND STURDY!



Maximum ride weight: 75lbs

User's Manual
Item: AST502JUST

⚠️WARNING: Adult assembly required.

INTRODUCTION

Thank you for purchasing the Justice Light-Up 2-Wheel Scooter, item AST502JUST. Your scooter is designed with soft rubber grip handles and a quick stop rear brake, perfect for riding outside comfortably and safely. Please read this manual carefully before riding your scooter.

FEATURES & SPECIFICATIONS

- Max Rider Capacity: 75 lbs
- Recommended For Ages: Five Years and Older
- 94MM Front and Back Wheels
- Wheels Light Up As You Ride

SAFETY PRECAUTIONS

When riding your Justice Light-Up 2-Wheel Scooter basic safety precautions should always be followed including:

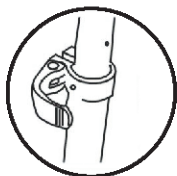
1. READ ALL INSTRUCTIONS BEFORE RIDING YOUR SCOOTER.
2. This scooter is designed for children five years and older. Adult supervision is advised.
3. Adult assembly is required.
4. Parents or guardians should keep the handle section away from infants after removal.
5. Ensure you or the rider wears closed toe shoes while riding.
6. Ensure you or the rider wears safety equipment such as helmet, elbow pads, and knee pads while riding.
7. Always ride on the sidewalk and or in a safe and clear location. Do not ride near moving vehicles, in the street, or down large hills.
8. Ensure you or the rider is not wearing anything that will obstruct their visibility or hearing.
9. Ensure you or the rider is wearing a helmet at all times.
10. Do not allow more than one person on the scooter at a time.
11. Sharp bumps, drainage grates, and sudden surface changes should be avoided.
12. Obey all traffic, scooter, and local skateboarding laws. Keep an eye out for pedestrians.
13. Ensure the wheels spin freely before each ride.
14. Avoid streets and surfaces with water, sand, gravel, dirt, leaves, and other debris. Wet weather impairs traction, braking and visibility.
15. Do not ride at night.
16. The brake will get hot from continuous use. Do not touch after braking.
17. Avoid excessive speed associated with downhill rides.
18. Adults must assist children in the initial adjustment procedures to unfold the scooter, adjust the handlebar and steering to height, and finally to fold the scooter.
19. Obey all traffic and scooter riding laws and regulations.
20. Watch out for pedestrians.
21. Check and secure all fasteners before every ride.
22. Replace worn or broken parts immediately.

A QUICK LOOK



FOLDING/ UNFOLDING

Fold



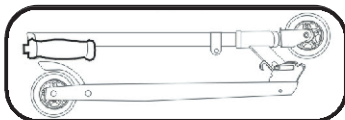
1. Unlock the Folding Lock.

2. Pull the Quick Release Mechanism.



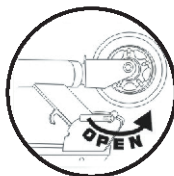
3. Fold the stem down.

4. Lock the Folding Lock.



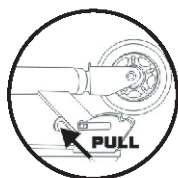
6. Folding Complete.

Unfold



1. Unlock the Folding Lock.

2. Pull the Quick Release Mechanism.



3. Unfold the Stem.

4. Lock the Folding Lock.



5. Setup complete.

RIDING THE SCOOTER

When first learning to ride a scooter, ride as slowly as possible. Only increase your speed as you gain more comfort and experience riding.

When riding, keep both feet on the deck with one foot in front of the other. The foot that is in front should remain stationary, while the back foot can be used to kick your scooter forward and also to press on the foot break.

Turn the handlebar to the left or right to steer your scooter. Grip the handlebars to steady yourself.

To decrease your speed, use your foot to press the rear foot brake. Avoid abrupt braking.

The wheels will light up automatically as you gain speed.

MAINTENANCE AND CARE

1. Ensure all attached parts are securely fastened to the scooter before and after each ride.
2. Clean the exterior of the scooter with warm water and dry with a clean cloth.
3. Store in a cool, dry location.

SAKAR ONE YEAR WARRANTY

This warranty covers the original consumer purchaser only and is not transferable.

This warranty covers products that fail to function properly UNDER NORMAL USAGE, due to defects in material or workmanship. Your product will be repaired or replaced at no charge for parts or labor for a period of one year.

What Is Not Covered by Warranty

Damages or malfunctions not resulting from defects in material or workmanship and damages or malfunctions from other than normal use, including but limited to, repair by unauthorized parties, tampering, modification or accident.

To Obtain Warranty Service and Troubleshooting Information:
Call (877)-397-8200 in the U.S. or visit our website at www.sakar.com.

To receive Warranty service along with the name and address of an authorized product service center, the original consumer purchaser must contact us for problem determination and service procedures. Proof of purchase in the form of a bill of sale or receipted invoice, evidencing that the product is within the applicable Warranty period(s), MUST be presented in order to obtain the requested service. It is your responsibility to properly package and send any defective products along with a dated copy of proof of purchase, a written explanation of the problem, and a valid return address to the authorized service center at your expense. Do not include any other items or accessories with the defective product. Any products received by the authorized service center that are not covered by warranty will be returned unrepared.

Justice™

SAKAR

© 2021 Sakar International
195 Carter Drive Edison,
NJ 08817 Support: 877 397 8200
www.sakar.com