



STRIVE 300



- Screen Size 1.69" IPS Display
- Bluetooth Calling
- Metallic Dial

Introduction

Welcome to the Wings Smart wear Generation with the all new Wings Strive 300. We hope you are as excited as us to feel and flaunt your latest smartwear.

But before you dive right in, we strongly recommend going through this user manual thoroughly as it contains important technical information to ensure you have a seamless experience with us. Once you are done reading the manual, we are sure you will be all set to.

WEAR IT! FEEL IT! FLAUNT IT!

Downloading The App:



Scan To Download App "Wings Lifestyle Fit"

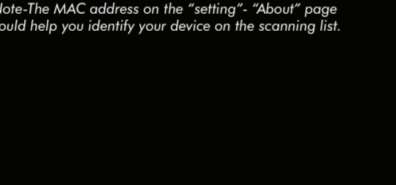
Button Function

- Power ON:** Long press main button for 3 sec.
- Power OFF:** : Long press main button for 3 sec and select "✓" to power OFF the watch.
- Wake up Screen:** Press once to wake up the Screen.
- Previous Menu:** Press once to go back to previous menu.

Charging The Device

Connect the magnetic end of the charging cable with the charging pins of the smart watch.

Note: Before using the device for the first time, make sure to charge the device for at least 2 hours.



Pairing The Device



Note-The MAC address on the "setting"- "About" page could help you identify your device on the scanning list.

Touch Screen Usage




Product Specification

Parameters	Description
Product name	Strive 300
Vibration Alert	Yes
Water Resistant	IP67
Screen Size	1.69 inch
Bluetooth	V5.1
Controls	Single Button, Capacitive touch screen
Bluetooth Calling	Yes
Health Tracker	Heart Rate, Blood Oxygen, Blood Pressure
Training	Walking, Running, Cycling, Skipping, Badminton, Basketball, Football
Data Storage	7 Days
Battery Runtime	Upto 10 Days
Standby time	Upto 30 Days
Strap material	Silicon
Product Dimension	247*35*10.5mm
Strap dimension	20 mm
Net Weight	50g
Display type	IPS
Menstruation Cycle	Yes
BP Function	Yes
Input Rating	5V/1A


Smart Watch Features

Sleep Tracker




The Device will track your sleep when you are sleeping while wearing it. It will note both the quality and duration of the sleep.

Heart Rate Monitor




The Device will monitor your heart rate throughout the day. You can also tap on the "Heart Rate" page to start measuring the heart rate.

Steps Counter



The device will automatically track the steps taken throughout the day and will update it on the screen.

Training Mode



Tap the training Icon on the Menu to start a session. There are 7 sports mode in total. The last training session will be shown on the training page in the device

Blood Pressure Monitor:



Tap on the blood pressure page to start measuring your blood pressure. The last measured data will be shown on the blood pressure page in the device as well as in the App.

Blood Oxygen Monitor:



Tap the SpO2 page to start measuring your SpO2. On the SpO2 page. It will show the SpO2 data of the last time.

Weather :



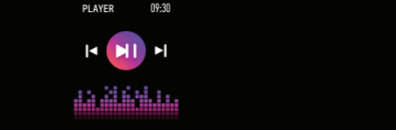
This will show the weather information of today and tomorrow on the page. Weather info is synced after connecting with the App.

Message Notification:



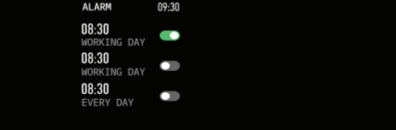
The device can sync incoming notifications from various Platforms and can show 5 recent messages
Note: You can switch ON/OFF the incoming notifications in the App.

Camera Control:



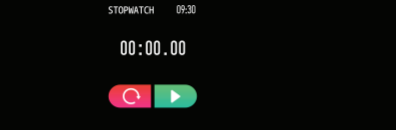
After successful connection with your smartphone. The device can be used as a camera shutter for your phone.

Relax & Breath :



This feature helps to regulate breathing and relax your mood.

Music Control:



After connecting the device, you can control the music player on your smartphone.

Other Features:



Other features include stopwatch, Alarm, countdown, Brightness, Shake ON/ OFF, Theater mode, Factory Reset.

Stop Watch:



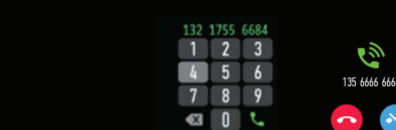
Tap the start button on stopwatch page to start timing and tap the stop button to stop timing.

Theater Mode:



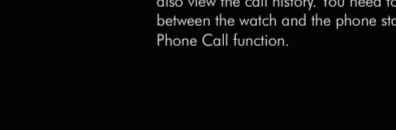
In the theater mode, the device will turn OFF the haptic vibrations and will turn down the brightness.
Note: This feature can be turned ON/OFF from the control center

Movement Reminder :



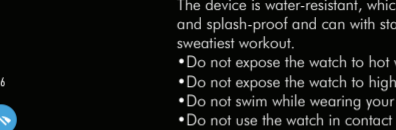
The device will vibrate to remind you to move after 1 hour of sitting.
Note: This feature can be turned ON/OFF from the mobile APP.

Physiological Cycle Reminder:



This feature helps to monitor female's menstrual cycle more easily.
Note: This feature can be used from the mobile APP.

Phone calls :



After connecting the smart watch to the smartphone, you can use the watch to dial to control the phone for making calls and answering the phone calls. You can also view the call history. You need to keep the connection between the watch and the phone stable when using the Phone Call function.

Knowing Your Device

Wet Condition Usage:

The device is water-resistant, which means it is rain-proof and splash-proof and can with stand To the sweatiest workout.

- Do not expose the watch to hot water.
- Do not expose the watch to high temperatures
- Do not swim while wearing your smart watch
- Do not use the watch in contact with seawater, If happened accidentally rinse it with fresh water.

Rise To wake:

With this feature. Just rise your hand to wake up your smart watch. The notifications on your watch can be viewed in the same way.

Note: Any damage to the product that is not manufacturing defect will lead to warranty being rendered null and void. Therefore, please take utmost care for your product.

Safety And Maintenance

Please read below suggestions in order to helping prolong the product lifespan and clearly understand the warranty clauses.

- Keep the product dry, do not put it in humid conditions to avoid short circuit.
- Do not expose it to the peak sun or high heat for extended period of time as this will short lifespan of electronic components, damage battery and deform some plastic parts.
- Do not put it in cold circumstances to avoid damage to PCB board.
- Do not attempt to dismantle the product, as it maybe unsafe especially non-professionals.
- Do not use chemical products, detergent, oily liquids to clean the item.
- Do not scratch the surface with sharp items to avoid damaging the case and appearance.

Note: Any damage to the product that is not manufacturing defect will lead to warranty being rendered null and void. Therefore, please take utmost care for your product.

Whats's In The Box

- 1x Strive 300
- 1x User Manual
- 1x Warranty Card
- 1x Charging Cable