WINGS URBANA

Smartwatch

USER MANUAL

26° Sunny
SUN
01 JUNE
10
10
AM PM
9999
84 bpm

PROUDLY MADE IN INDIA

INTRODUCTION

Wings is India's fastest growing audio, smart watches and accessories brand catering to the youth. Wings was recognised as the most **Prestigious Rising Brand Of Asia 2021-2022** by **BARC Asia** in the gaming lifestyle accessories category.

Wings is on a mission to create a pop culture led brand that the youth is proud to own and **Nodwin, a subsidiary of Nazara Technologies,** has a strategic investment in alignment with the long term vision.

But before you dive right in, we strongly recommend going through this user manual thoroughly as it contains important technical information to ensure you have a seamless audio experience with us. After you're done with reading the manual, get ready to go to the next level with Wings !

Disclaimer: This product is an electronic monitoring product and is not intended as a medical reference. We reserve the right to modify or improve any of the functions described in this manual without any prior notice. At the same time, we hold the right to continuously update the product content.

WHAT'S IN THE BOX

1N WINGS URBANA SMARTWATCH

- 1N WINGS URBANA SMARTWATCH
- 1N USB MAGNETIC CHARGING CABLE
- 1N USER MANUAL
- 1N WARRANTY CARD
- 1N FAQ CARD

TOUCH SCREEN USAGE

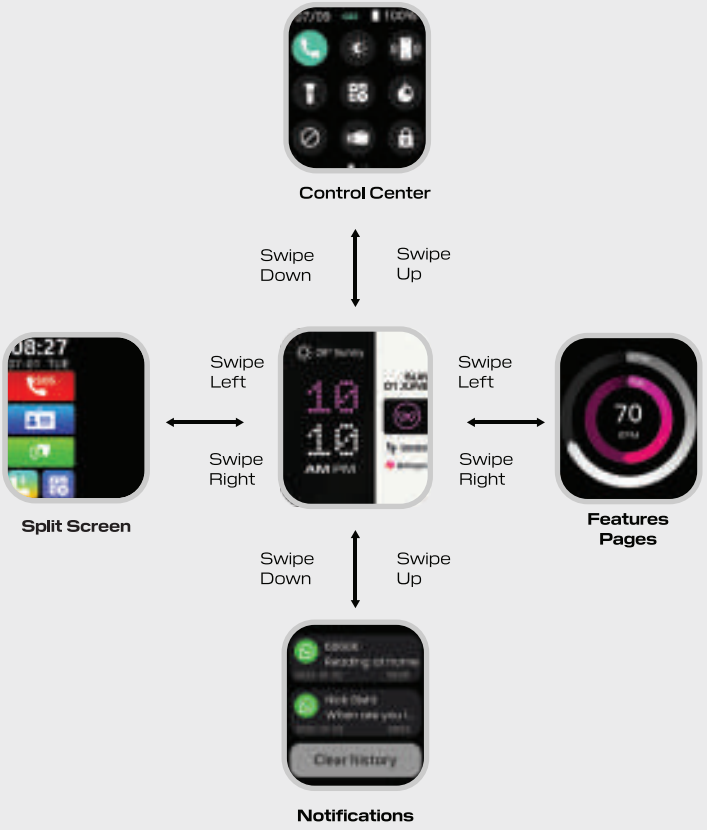

CHARGING SMARTWATCH

Connect the magnetic end of the charging cable with the charging pins of the smartwatch.

Note: Before using the device for the first time, make sure to charge the device for at least 2 hours

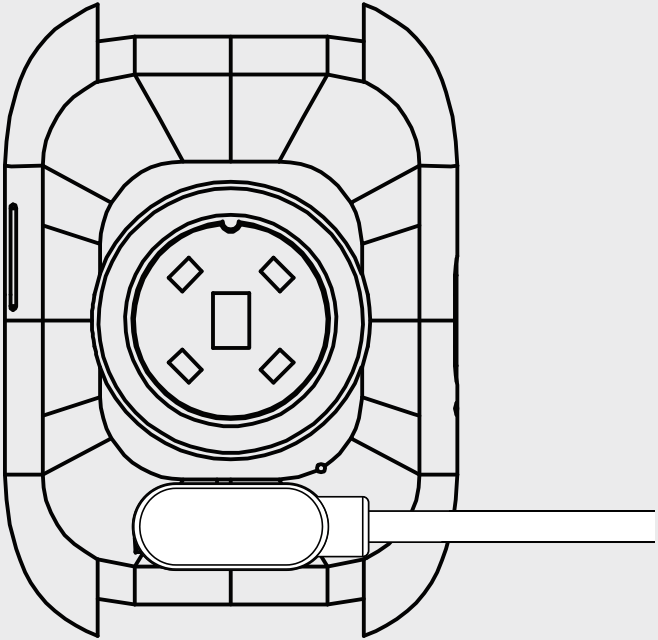

BUTTON FUNCTIONS

Power ON: Long Press the main button for 3 secs.

Power OFF: Long Press the main button for 3 secs and tap on “⏻” the button icon and select “✓” to turn OFF the watch

Wake Up Screen: Press the button once to wake up the screen

Previous Menu: Press the button once to go back to the previous menu.

Menu Style Change: Press the button twice in the main menu to change the Menu Style

APP CONNECT

Step 1: Scan the given **QR code** on the Smartwatch user manual or packaging box to download **WINGS Active App** on your smartphone from the Google Play Store (Android 9.0 and above) or the App Store (iOS 11.0 and above).

Step 2: Open the **WINGS Active App** on your smartphone. Ensure your smartphone's bluetooth is turned ON and in range of your smartwatch.

Step 3: Go to **"Device"** and click **"Add a device."**

Step 4: Select **"Wings URBANA"** from the available devices on the smartphone's screen.

Note: The MAC address on the **"Product Information"** section in smartwatch could help you identify your device on the scanning list.

Step 5: Now the smartwatch is successfully connected to the device.

Step 6: Customize your settings and preferences within the **WINGS Active App**, including notifications, activity tracking, and other features.

SMARTWATCH FEATURES

BLUETOOTH CALLING

Step 1: Open the **WINGS Active App** and pair the smartwatch to use the BT calling feature.

Step 2: As soon as the pairing is complete, you will get the popup on the app home screen to connect with the phone's bluetooth.

Step 3: Click on **"Pair to connect"** with the phone's bluetooth.

Step 4: Alternatively, you can manually connect the watch to the Phone's bluetooth by choosing **"Wings URBANA"** from the available devices in the Bluetooth list. When the watch is successfully connected for calling, you can save up to 8 contacts in the watch, use the call dialer to make calls, and also see the recent call logs.

HEALTH & FITNESS

- **Daily Activity:** Click on this to keep track of your daily activity data like step count, calories count and exercise records.

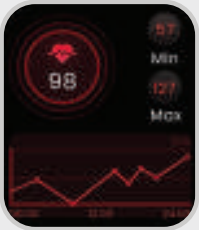

- **Heart Rate Monitoring:** You can monitor your heart rate throughout the day. You can manually check your heart rate anytime by clicking on the heart rate interface once. As soon as you click, the watch will vibrate, and once the measurement is complete, it will vibrate again. You can then check your heart rate.

You can also activate the 24X7 Heart Rate Monitoring feature from the application which will measure your Heart Rate in every 15min.

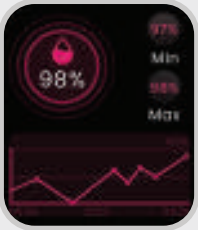

- **Blood Oxygen (SPO2) Monitoring:** Click on the blood oxygen interface to measure your current SPO2 value. More detailed analysis and data records can be viewed on the smartwatch.

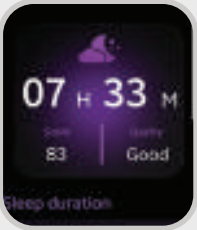

- **Sleep Tracker:** The device will track your sleep when you are sleeping while wearing it. It will note both the quality and duration of sleep.

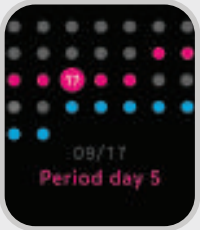

- **Menstrual Cycle Tracker:** This feature helps to monitor a womxn's menstrual cycle more efficiently.



- **Drink Water Reminder:** The drink water reminder feature will remind you to drink water regularly.

Note: This feature can be turned ON/OFF from the app.



- **Sedentary Reminder:** The device will vibrate to remind you to move after 1 hour of sitting.

Note: This feature can be turned ON/OFF from the app.



- **Stress Monitoring:** Click on the Stress Monitoring interface to measure your current SPO2 value. More detailed analysis and data records can be viewed on the smartwatch.

- **Breathe:** Click on the Breathe interface to control your breathing with the instructions to relax.

SMART FEATURES

- **Raise To Wake Up:** The raise to wake up feature lets you quickly activate your smartwatch's screen by simply raising your wrist.

- **Do Not Disturb:** The do not disturb feature temporarily disables all incoming calls, messages, and notifications on your smartwatch.

- **Voice Assistant:** The voice assistant feature allows you to perform various tasks using voice commands. Tap on the AI voice assistant interface to activate the voice assistant on your smartphone.

- **Power Saving Mode:** The power saving mode helps to conserve battery life by limiting certain functions and activities such as raise to wake, brightness and vibration.

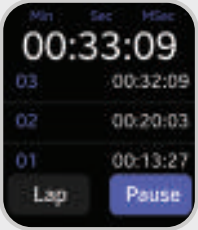

- **Stopwatch:** Click on the stopwatch interface to activate the stopwatch on the smartwatch.



- **Timer:** The timer feature on your smartwatch allows you to set a countdown for a specified period. Tap on the timer interface to activate it.



- **Find My Phone:** The Find My Phone feature allows you to locate your smartphone if it's lost or misplaced. In the watch, tap the Find My Phone interface, and your phone will start ringing.

- **Two In-built Games:** Wings URBANA comes with two in-built games.

- **E-Card Support:** You can add up to 3 QR codes to your watch. Go to Wings Lifestyle Fit Application, select the E-card option, and add QR codes through the mobile phone. It will automatically sync with your smartwatch.

- **Smart Notifications:** The smart notifications feature allows you to receive notifications from your smartphone on the smartwatch for various applications on your phone. You can control the notifications for all the applications through the notification settings inside the Wings Active App.

- **Find Watch:** The Find Watch feature lets you locate your watch if it's lost or misplaced. In the application, click on the Find Watch option.

- **Password Lock:** The password lock feature allows you to set a password for your smartwatch to prevent unauthorized access. Go to watch settings and set the password.



- **Calculator:** The calculator feature on your smartwatch allows you to perform calculations on the device.


Tap the screen or shake to take a photo

- **Camera Control:** After a successful connection with your smartphone. The device can be used as a camera shutter for your phone. Tap on the camera icon on your smartwatch to click pictures from your phone.

- **5 Menu UI:** The menu UI feature allows you to choose from five different user interfaces for your smartwatch.











- **200+ Watch Faces:** You can select from among 200+ cloud watch faces. You can choose the watch face through the watch face library available in the application.

03-08
20:20
00000

00000
0000
20:20
000
0.00



- **Music Control:** After connecting the device, you can control the music player on your smartphone.

- **Flashlight:** You can turn **ON/OFF** the Flashlight through the Notifications Center or by tapping once on the Flashlight interface.





- **Emergency SOS:** You can set any emergency contact, who will receive the call when this feature is activated

PRODUCT SPECIFICATIONS

PARAMETERS	DESCRIPTION
Product Name	Wings URBANA
Vibration Alert	Yes
Water Resistant	IP68
Screen Type	2.01 inches HD IPS Display
Bluetooth	BT 5.3
Controls	Single Button, Capacitive touch screen
Bluetooth Calling	Yes
Battery capacity	240 mAh
Standby time	30 days
Product Dimension	48.5 x 38.6 x 10.9 mm
Net weight	42 grams
Input rating	5V/1A

*T&C Apply

SAFETY & MAINTENANCE

Please read the suggestions below to help prolong the product lifespan and clearly understand the warranty clauses.

- Keep the product dry, do not put it in humid conditions to avoid a short circuit.
- Do not expose it to the peak sun or high heat for extended periods, as this will shorten the lifespan of electronic components, damage the battery and deform some plastic parts.
- Do not put it in cold circumstances to avoid damage to the PCB board.
- Do not attempt to dismantle the product, as it may be unsafe, especially for non-professionals.
- Do not use chemical products, detergents, or oily liquids to clean the item.
- Refrain from scratching the surface with sharp items to avoid damaging the case and appearance.
- Do not charge the product for more than 5 hours to avoid loss in battery life.
- Avoid hearing music at maximum volume for long periods as this can affect your hearing and is not advisable.

Note: Any damage to the product that is not a manufacturing defect will render the warranty null and void. Therefore, please take utmost care of your product.

Knowing your device

The device is water-resistant, which means it is rain-proof and splash-proof and can withstand the sweatiest workout

- Do not expose the watch to hot water.
- Do not expose the watch to high temperatures
- Do not swim while wearing your smartwatch
- Do not use the watch in contact with seawater. If it happens, accidentally rinse it with fresh water.