

# WINGS PLATINUM

Smartwatch



## USER MANUAL

PROUDLY MADE IN INDIA




## INTRODUCTION

Wings is India's fastest growing audio, smart watches and accessories brand catering to the youth. Wings was recognised as the most **Prestigious Rising Brand Of Asia 2021-2022** by **BARC Asia** in the gaming lifestyle accessories category.

Wings is on a mission to create a pop culture led brand that the youth is proud to own and **Nodwin, a subsidiary of Nazara Technologies**, has a strategic investment in alignment with the long term vision.

But before you dive right in, we strongly recommend going through this user manual thoroughly as it contains important technical information to ensure you have a seamless audio experience with us. After you're done with reading the manual, get ready to go to the next level with Wings!


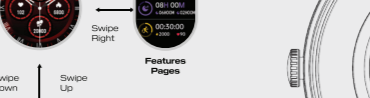

## WHAT'S IN THE BOX




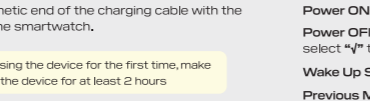
1x WINGS PLATINUM SMARTWATCH

- APP SUPPORT CARD
- 1x USER MANUAL
- 1x WARRANTY CARD
- 1x USB MAGNETIC CHARGING

## TOUCH SCREEN USAGE



## CHARGING SMARTWATCH



## BUTTON FUNCTIONS

**Power ON:** Long Press the main button for 3 secs.  
**Power OFF:** Long Press the main button for 3 secs and select "V" to power OFF the watch  
**Wake Up Screen:** Press once to wake up the Screen.  
**Previous Menu:** Press once to go back to the previous menu.

## APP CONNECT

**Step 1:** Scan the given QR code on the Smartwatch/ user manual or App Support card to download **Wings Lifestyle Fit App** on your smartphone from the Google Play Store (Android 4.4 and above) or the App Store (ios 8.0 and above).



## SMARTWATCH FEATURES

**Step 2:** Open the **Wings Lifestyle Fit App** on your smartphone. Ensure your smartphone's bluetooth is turned ON and in range of your smartwatch.  
**Step 3:** Go to "device" and click "Add a device."  
**Step 4:** Select "Wings PLATINUM" from the available devices on the smartphone's screen.

**Note:** The MAC address on the "About" section in smartwatch could help you identify your device on the scanning list.

5. Now the smartwatch is successfully connected to the device.  
 6. Customize your settings and preferences within the Wings Lifestyle Fit app, including notifications, activity tracking, and other features.

## SMARTWATCH FEATURES

**• Heart Rate Monitoring:** You can monitor your heart rate throughout the day. You can manually check your heart rate anytime by clicking on the heart rate interface once. As soon as you click, the watch will vibrate, and once the measurement is complete, it will vibrate again. You can then check your heart rate.

**• Menstrual Cycle Tracker:** This feature helps to monitor a female's menstrual cycle more efficiently.

**• Drink Water Reminder:** The drink water reminder feature will remind you to drink water regularly throughout the day.

**• Sedentary Reminder:** The device will vibrate to remind you to move after 1 hour of sitting, throughout the day.

**• Activity:** Click on this to keep track of your daily activity data like step count, calories count and exercise records.

## SMARTWATCH FEATURES

**• Raise To Wake Up:** The raise to wake up feature lets you quickly activate your smartwatch's screen by simply raising your wrist.

**• Do Not Disturb:** The do not disturb feature temporarily disables all incoming calls, messages, and notifications on your smartwatch.

**• Voice Assistant:** The Google voice assistant feature allows you to perform various tasks using voice commands. Tap on the AI voice assistant interface to activate the voice assistant on your smartphone.

**• Low Power Mode:** The Low power mode helps to conserve battery life by limiting certain functions and activities such as rise to wake, brightness and vibration.

**• Find Watch:** The Find Watch feature lets you locate your watch if it's lost or misplaced. In the application, click on the Find Watch option.

## SMARTWATCH FEATURES

**• Smart Notifications:** The smart notifications feature allows you to receive notifications from your smartphone on the smartwatch for various applications on your phone. You can control the notifications for all the applications through the notification settings inside the Wings Lifestyle Fit App.

**• Find My Phone:** The Find My Phone feature allows you to locate your smartphone if it's lost or misplaced. In the watch, tap the Find My Phone interface, and your phone will start ringing.

**• Password Lock:** The Password Lock feature allows you to set a password for your smartwatch to prevent unauthorized access. Go to Watch settings and set the password.

**• Stopwatch:** Click on the stopwatch interface to activate the stopwatch on the smartwatch.

**• Timer:** The timer feature on your smartwatch allows you to set a countdown for a specified period. Tap on the timer interface to activate it.

## SMARTWATCH FEATURES

**• 2 Inbuilt Games:** Wings Platinum comes with four inbuilt games.

**• Camera Control:** After a successful connection with your smartphone, the device can be used as a camera shutter for your phone. Tap on the camera icon on your smartwatch to click pictures from your phone.

**• 200+ Watch Faces:** You can select from among 200+ cloud watch faces. You can choose the watch face through the watch face library available in the application.

**• Music Control:** After connecting the device, you can control the music player on your smartphone.

**• 2 Menu UI:** The menu UI feature allows you to choose from eight different user interfaces for your smartwatch.

## SMARTWATCH FEATURES

**• Flashlight:** You can turn ON/OFF the Flashlight through the Notifications Center or by tapping once on the Flashlight interface.

**• Steps**

**• Sleep**

**• Heart Rate**

**• Training**

## TECHNICAL SPECIFICATIONS

PARAMETERS	VALUES
Product Name	Wings PLATINUM
Vibration Alert	Yes
Water Resistant	IP68
Screen Type	1.39 inches HD IPS Display
Bluetooth	Single Button, Capacitive touch screen
Bluetooth Calling	Yes
Battery capacity	240 mAh
Standby time	30 days
Product Dimension	265 x 41 x 12 mm
Net weight	40 grams
Input rating	5V/1A

\*TSC Appl

## SAFETY & MAINTENANCE

- Please read below suggestions in order to help prolong the product lifespan and clearly understand the warranty clauses:
  - Please keep the product dry, do not put it in humid conditions to avoid a short circuit.
  - Do not expose it to the peak sun or high heat for extended periods, as this will shorten the lifespan of electronic components, damage the battery and deform some plastic parts.
  - Please do not put it in cold circumstances to avoid damage to the PCB board.
  - Please do not attempt to dismantle the product, as it may be unsafe, especially for non-professionals.
  - Do not use chemical products, detergents, or oily liquids to clean the item.
  - Do not scratch the surface with sharp items to avoid damaging the case and appearance.
- Note:** Any damage to the product that is not a manufacturing defect will render the warranty null and void. Therefore, please take utmost care of your product.
- Knowing your device**  
 The device is water-resistant, which means it is rain-proof and splash-proof and can withstand the sweatiest workout
  - Do not expose the watch to hot water.
  - Do not expose the watch to high temperatures.
  - Do not swim while wearing your smartwatch.
  - Do not use the watch in contact with seawater. If it happens accidentally, rinse it with fresh water.