


Custom Fittings Ltd

CF1010 2000
www.customfittings.com



SWAGE FITTINGS IN 316 STAINLESS STEEL

MATERIAL 1.125" A/F HEX BAR BS 970 316 S11/S31	MACHINE SMOOTH MACHINE ALLOVER	CUSTOM FITTINGS LTD. RAWFOLDS WAY SPEN VALLEY INDUSTRIAL PARK	TITLE 3/4" BSP
---	---	--	--------------------------

ISO 9001

**BUREAU VERITAS
Certification**



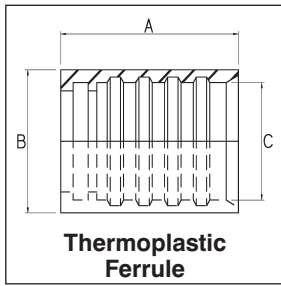
008

SWAGE FITTINGS FOR 1 & 2 WIRE HYDRAULIC HOSE, ETC.

In Accordance with BS.5200, SAE.J514,
NCB.174, DIN, etc.

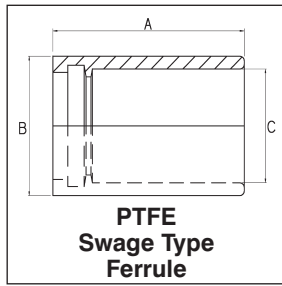
- Sizes and types shown are those for which we have found a reasonable demand. For combinations not shown advise hose size and end fitting detail required when a prompt quotation will be given.
- For our actual extensive stock range please see our comprehensive price list, which is available on request.
- Fabricated elbows up to and including $\frac{3}{4}$ " size are socket welded – larger sizes are butt welded. Nutted fittings may have either slip-back or crimp nuts.
- Full material certification available for all fittings based on the following specifications:
 - ASTM.A312.INP.316L (Pipe), ASTM.A269.TP.316/316L (Tube).*
 - ASTM.A312.316L (Forge-block Elbows & Tees),*
 - BS.970.316.S11/S31 (Bar Stock).*
- Entire range machined within our works which are BS EN ISO 9002 certified.
- Extensive use is made of CNC machine tools to ensure utmost accuracy and finish.

CONTENTS



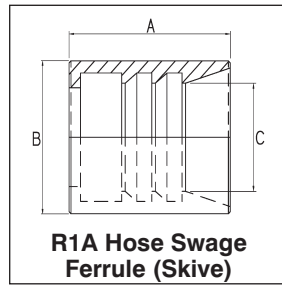
Thermoplastic Ferrule

FR7-250 – Page 5



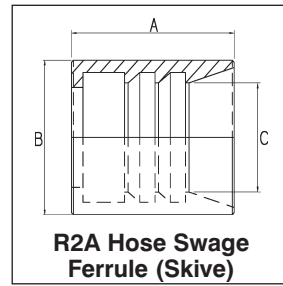
PTFE Swage Type Ferrule

FRP-250 – Page 5



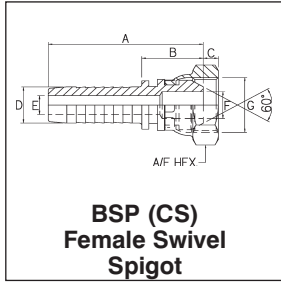
R1A Hose Swage Ferrule (Skive)

FR1A-250 – Page 6



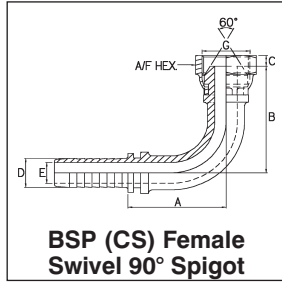
R2A Hose Swage Ferrule (Skive)

FR2A-250 – Page 6



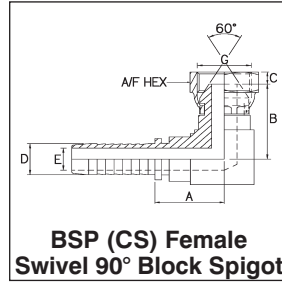
BSP (CS) Female Swivel Spigot

FS-250 – Page 11



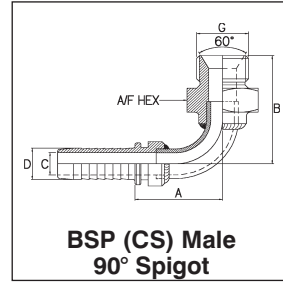
BSP (CS) Female Swivel 90° Spigot

E-250 – Page 12



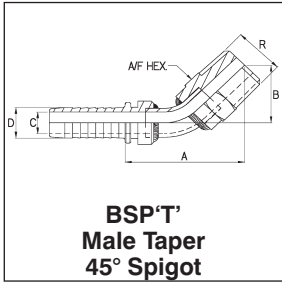
BSP (CS) Female Swivel 90° Block Spigot

EB-250 – Page 13



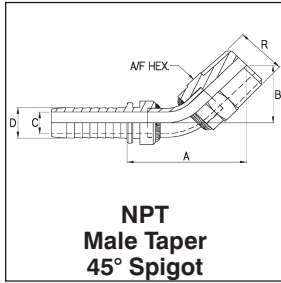
BSP (CS) Male 90° Spigot

EMC-250 – Page 14



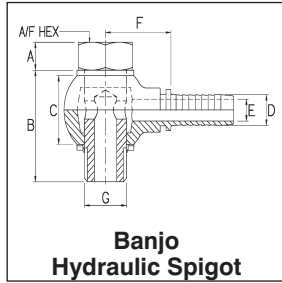
BSP 'T' Male Taper 45° Spigot

EFMT-25BT – Page 20



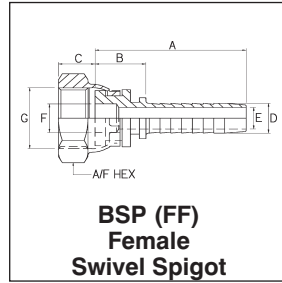
NPT Male Taper 45° Spigot

EFMT-25NT – Page 21



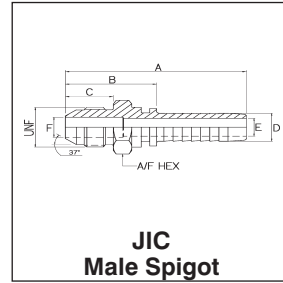
Banjo Hydraulic Spigot

BAS-250 – Page 22



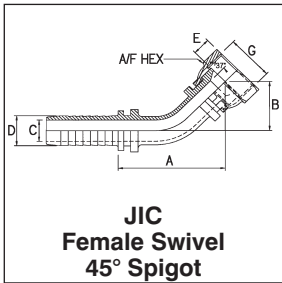
BSP (FF) Female Swivel Spigot

FSFF-250 – Page 23



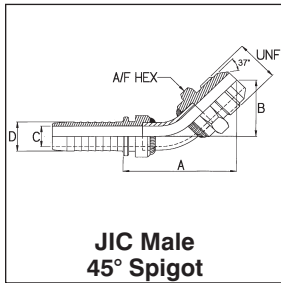
JIC Male Spigot

MSJ-250 – Page 24



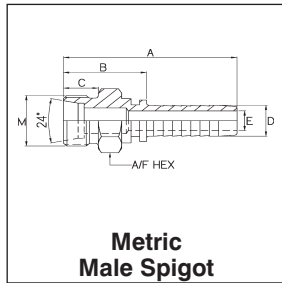
JIC Female Swivel 45° Spigot

EFJ-250 – Page 30



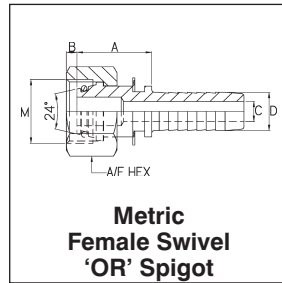
JIC Male 45° Spigot

EFMJ-250 – Page 31



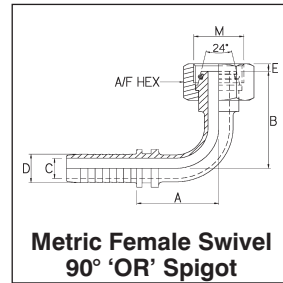
Metric Male Spigot

MCSM-250-L – Page 32



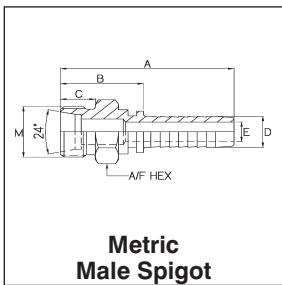
Metric Female Swivel 'OR' Spigot

FSMO-250-L – Page 33



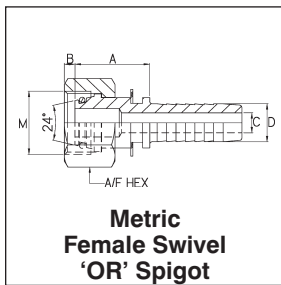
Metric Female Swivel 90° 'OR' Spigot

EMO-250-S – Page 34



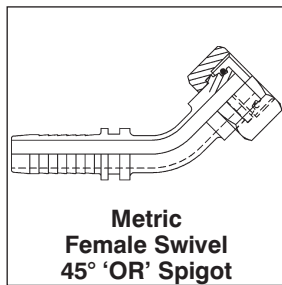
Metric Male Spigot

MCSM-250-S – Page 40



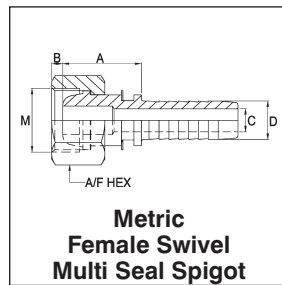
Metric Female Swivel 'OR' Spigot

FSMO-250-S – Page 41



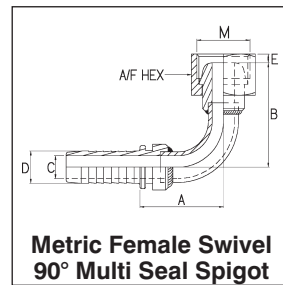
Metric Female Swivel 45° 'OR' Spigot

EFMO-250-S – Page 42



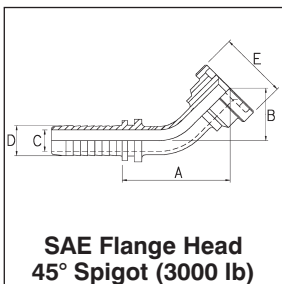
Metric Female Swivel Multi Seal Spigot

FSMM-250-S – Page 43



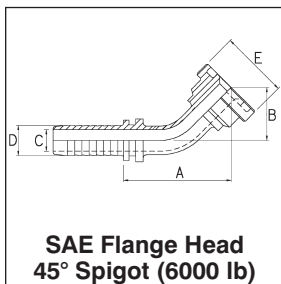
Metric Female Swivel 90° Multi Seal Spigot

EMM-250-S – Page 44



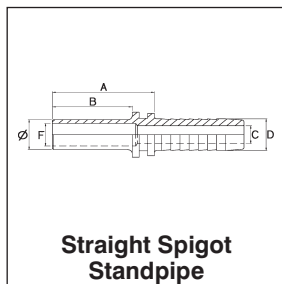
SAE Flange Head 45° Spigot (3000 lb)

EFFH-3-250 – Page 50



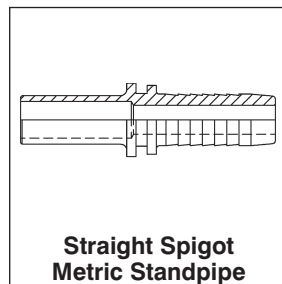
SAE Flange Head 45° Spigot (6000 lb)

EFFH-6-250 – Page 51



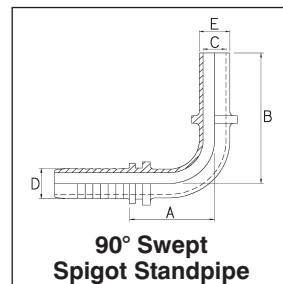
Straight Spigot Standpipe

SP-250 – Page 52



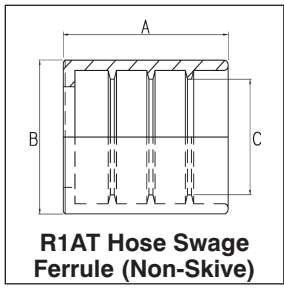
Straight Spigot Metric Standpipe

SPM-250 – Page 52



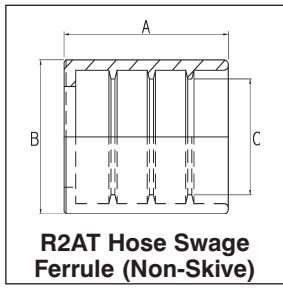
90° Swept Spigot Standpipe

ESP-250 – Page 53



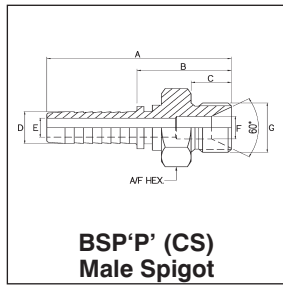
R1AT Hose Swage Ferrule (Non-Skive)

FR1AT-250 – Page 7



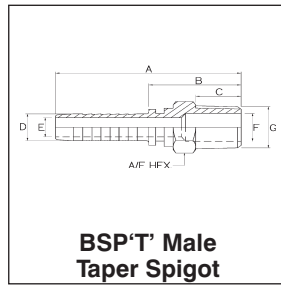
R2AT Hose Swage Ferrule (Non-Skive)

FR2AT-250 – Page 7



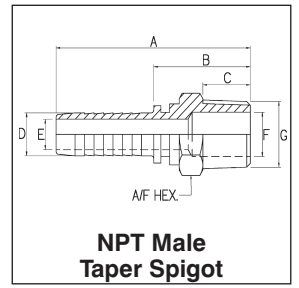
BSP'P' (CS) Male Spigot

MCS-250 – Page 8



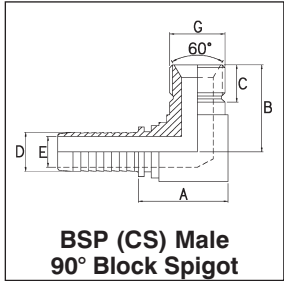
BSP'T' Male Taper Spigot

MTS-25BT – Page 9



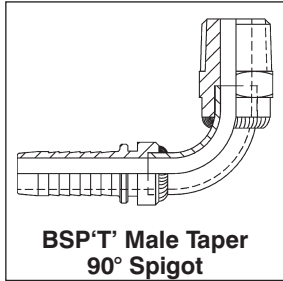
NPT Male Taper Spigot

MTS-25NT – Page 10



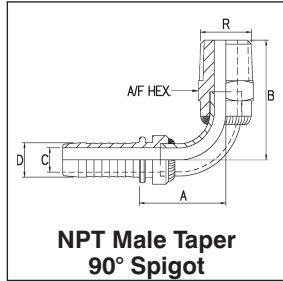
BSP (CS) Male 90° Block Spigot

EBMC-250 – Page 15



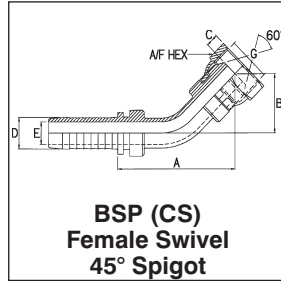
BSP'T' Male Taper 90° Spigot

EMT-25BT – Page 16



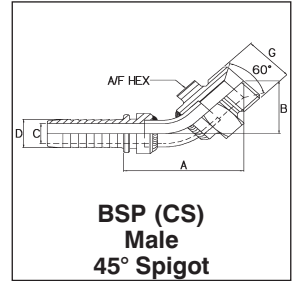
NPT Male Taper 90° Spigot

EMT-25NT – Page 17



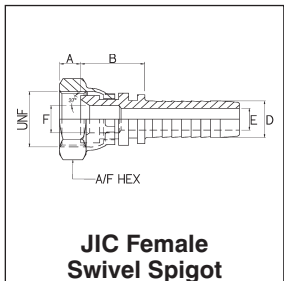
BSP (CS) Female Swivel 45° Spigot

EF-250 – Page 18



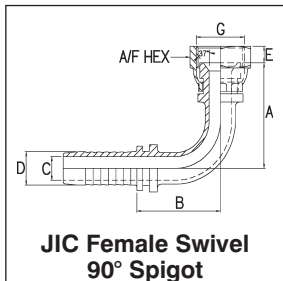
BSP (CS) Male 45° Spigot

EFMC-250 – Page 19



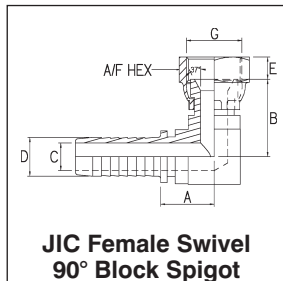
JIC Female Swivel Spigot

FSJ-250 – Page 25



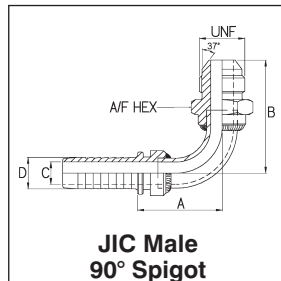
JIC Female Swivel 90° Spigot

EJ-250 – Page 26



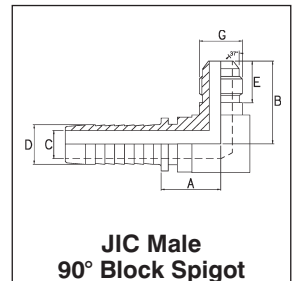
JIC Female Swivel 90° Block Spigot

EBJ-250 – Page 27



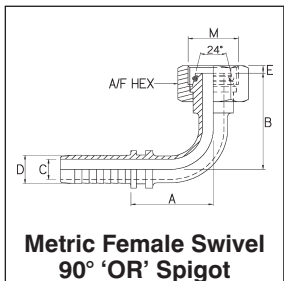
JIC Male 90° Spigot

EMJ-250 – Page 28



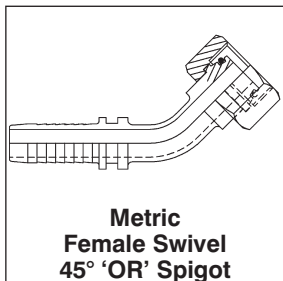
JIC Male 90° Block Spigot

EBMJ-250 – Page 29



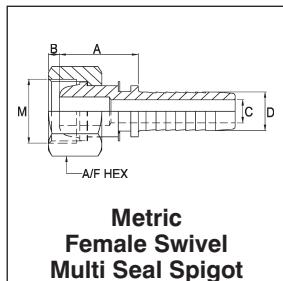
Metric Female Swivel 90° 'OR' Spigot

EMO-250-L – Page 35



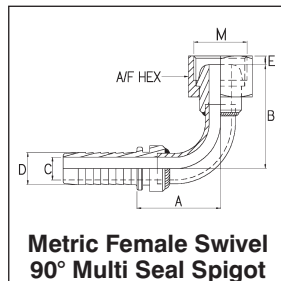
Metric Female Swivel 45° 'OR' Spigot

EFMO-250-L – Page 36




Metric Female Swivel Multi Seal Spigot

FSMM-250-L – Page 37



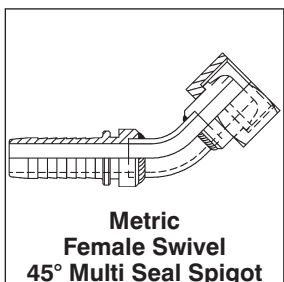
Metric Female Swivel 90° Multi Seal Spigot

EMM-250-L – Page 38



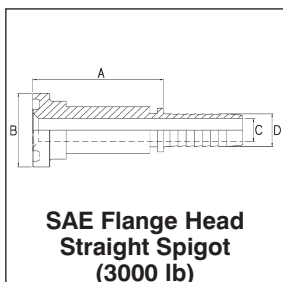
Metric Female Swivel 45° Multi Seal Spigot

EFMM-250-L – Page 39



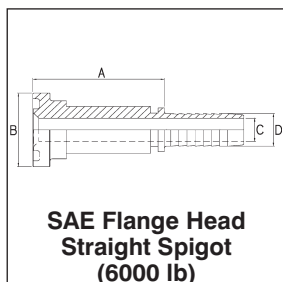
Metric Female Swivel 45° Multi Seal Spigot

EFMM-250-S – Page 45



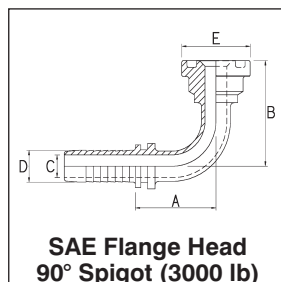
SAE Flange Head Straight Spigot (3000 lb)

FHS-3-250 – Page 46



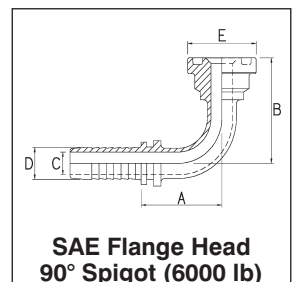
SAE Flange Head Straight Spigot (6000 lb)

FHS-6-250 – Page 47



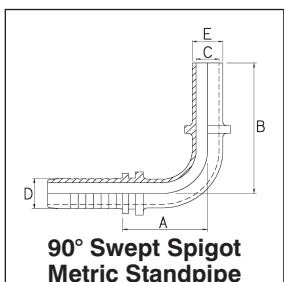
SAE Flange Head 90° Spigot (3000 lb)

EFH-3-250 – Page 48



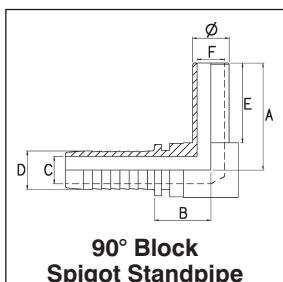
SAE Flange Head 90° Spigot (6000 lb)

EFH-6-250 – Page 49



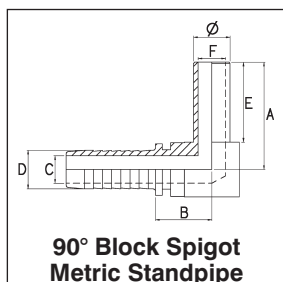
90° Swept Spigot Metric Standpipe

ESPM-250 – Page 53



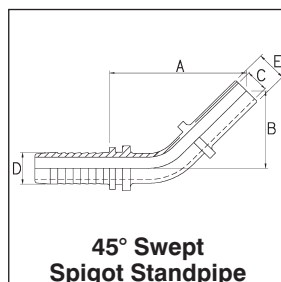
90° Block Spigot Metric Standpipe

EBSP-250 – Page 54



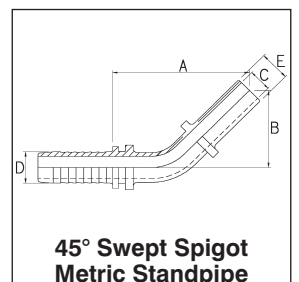
90° Block Spigot Metric Standpipe

EBSPM-250 – Page 54



45° Swept Spigot Metric Standpipe

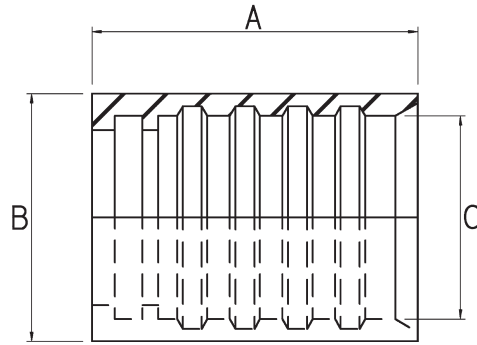
EFSP-250 – Page 55



45° Swept Spigot Metric Standpipe

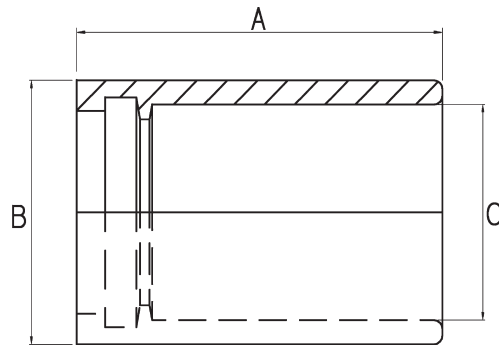
EFSPM-250 – Page 55

THERMOPLASTIC FERRULE



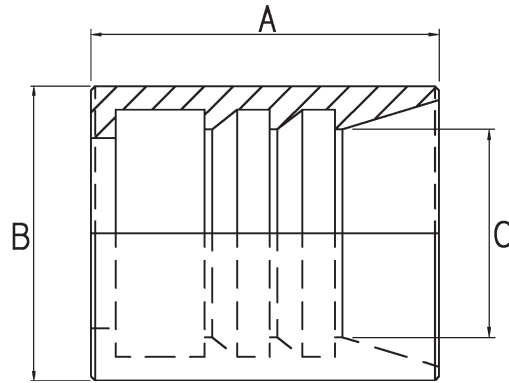
Part No.	Hose Size	A	B	C
FR7-250-03	3/16"	31.8	14.6	10.7
FR7-250-04	1/4"	30.4	16.6	13.0
FR7-250-06	3/8"	31.9	20.9	17.1
FR7-250-08	1/2"	34.5	26.2	21.5
FR7-250-10	5/8"	39.1	29.5	25.6
FR7-250-12	3/4"	42.9	33.4	28.6
FR7-250-16	1"	50.8	41.3	35.6

PTFE SWAGE TYPE FERRULE



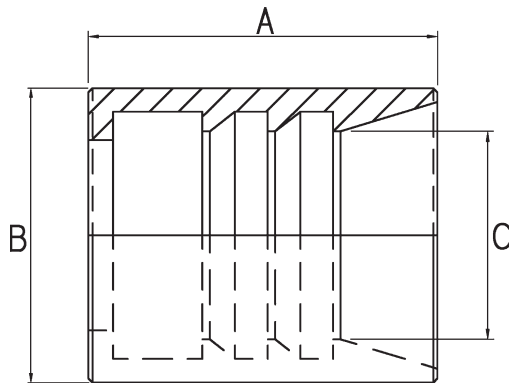
Part No.	Hose Size	A	B	C
FRP-250-03	3/16"	27.6	12.0	9.0
FRP-250-04	1/4"	30.6	14.3	10.5
FRP-250-06	5/16"	30.6	16.0	13.3
FRP-250-06	3/8"	32.0	19.1	15.3
FRP-250-08	1/2"	34.2	23.8	19.4
FRP-250-10	5/8"	37.0	27.0	23.7
FRP-250-12	3/4"	42.8	30.0	25.9
FRP-250-16	1"	51.0	36.6	32.2

R1A HOSE SWAGE FERRULE (SKIVE)



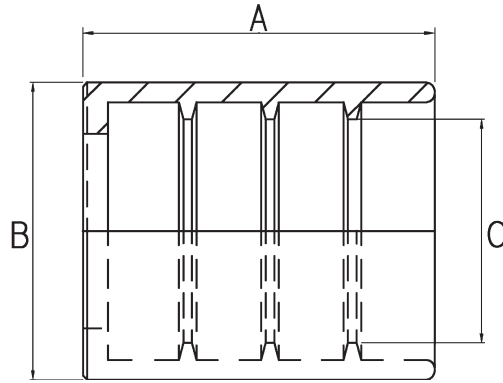
Part No.	Hose Size	A	B	C
FR1A-250-03	3/16"	27.8	17.5	10.9
FR1A-250-04	1/4"	30.2	20.6	12.8
FR1A-250-05	5/16"	30.4	20.6	14.0
FR1A-250-06	3/8"	31.9	23.8	16.6
FR1A-250-08	1/2"	33.9	28.6	20.2
FR1A-250-10	5/8"	37.0	31.8	23.6
FR1A-250-12	3/4"	42.7	34.9	27.1
FR1A-250-16	1"	51.1	42.9	34.8
FR1A-250-20	1 1/4"	58.7	50.8	42.6
FR1A-250-24	1 1/2"	63.5	57.2	48.9
FR1A-250-32	2"	79.3	71.5	62.0

R2A HOSE SWAGE FERRULE (SKIVE)



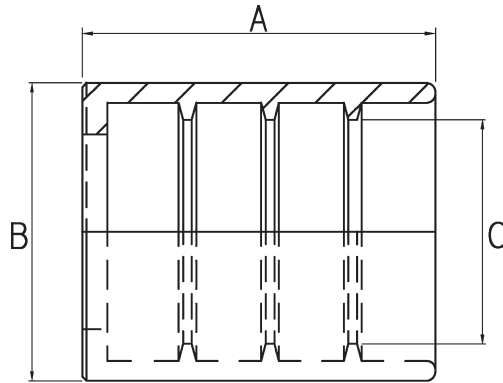
Part No.	Hose Size	A	B	C
FR2A-250-03	3/16"	27.8	19.1	12.4
FR2A-250-04	1/4"	30.2	20.6	14.0
FR2A-250-05	5/16"	30.6	22.2	15.7
FR2A-250-06	3/8"	31.9	25.4	18.1
FR2A-250-08	1/2"	33.9	30.0	21.7
FR2A-250-10	5/8"	36.8	33.4	25.6
FR2A-250-12	3/4"	42.7	38.1	28.8
FR2A-250-16	1"	51.1	45.9	36.6
FR2A-250-20	1 1/4"	58.7	51.2	46.4
FR2A-250-24	1 1/2"	63.5	61.9	52.7
FR2A-250-32	2"	79.3	76.2	65.7

R1AT HOSE SWAGE FERRULE (NON-SKIVE)



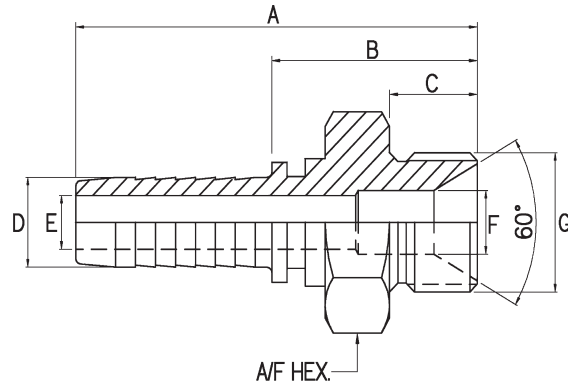
Part No.	Hose Size	A	B	C
FR1AT-250-03	3/16"			
FR1AT-250-04	1/4"	30.4	19.8	14.0
FR1AT-250-05	5/16"			
FR1AT-250-06	3/8"	31.9	23.8	18.1
FR1AT-250-08	1/2"	33.9	28.6	21.7
FR1AT-250-10	5/8"	37.0	31.8	24.7
FR1AT-250-12	3/4"	42.6	34.9	28.6
FR1AT-250-16	1"	50.9	44.5	36.6

R2AT HOSE SWAGE FERRULE (NON-SKIVE)



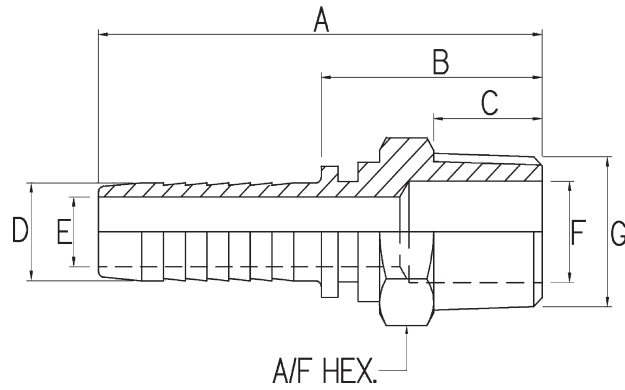
Part No.	Hose Size	A	B	C
FR2AT-250-03	3/16"	27.8	19.1	12.4
FR2AT-250-04	1/4"	30.4	22.2	15.8
FR2AT-250-05	5/16"			
FR2AT-250-06	3/8"	31.9	25.4	19.8
FR2AT-250-08	1/2"	33.9	30.0	23.2
FR2AT-250-10	5/8"	37.0	33.0	26.7
FR2AT-250-12	3/4"	42.6	37.4	30.4
FR2AT-250-16	1"	50.9	47.6	38.9

BSP'P' (CS) MALE SPIGOT



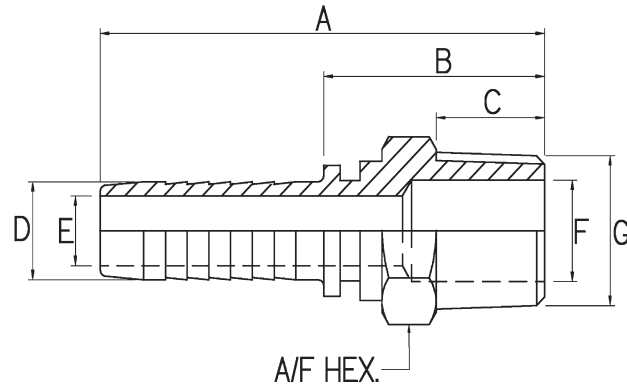
Part No.	Hose Size D	BSP'P' Thread Size G	A	B	C	E	F	A/F HEX
MCS-250-02-03	3/16"	1/8"	44.5	19.2	8.0	3.2	3.6	14.3
MCS-250-02-04	1/4"	1/8"	47.6	20.0	8.0	4.5	3.6	14.3
MCS-250-04-03	3/16"	1/4"	49.5	24.2	11.0	3.2	4.8	19.1
MCS-250-04	1/4"	1/4"	52.6	25.0	11.0	4.5	4.8	19.1
MCS-250-04-05	5/16"	1/4"	52.8	25.3	11.0	5.6	4.8	19.1
MCS-250-04-06	3/8"	1/4"	54.8	25.3	11.0	7.2	4.8	19.1
MCS-250-06-04	1/4"	3/8"	54.6	27.0	12.0	4.5	7.9	22.2
MCS-250-06-05	5/16"	3/8"	54.8	27.3	12.0	5.6	7.9	22.2
MCS-250-06	3/8"	3/8"	56.8	27.3	12.0	7.2	7.9	22.2
MCS-250-06-08	1/2"	3/8"	59.1	28.0	12.0	9.5	7.9	22.2
MCS-250-08-06	3/8"	1/2"	59.8	30.4	14.0	7.2	11.1	28.6
MCS-250-08	1/2"	1/2"	63.1	32.0	14.0	9.5	11.1	28.6
MCS-250-08-10	5/8"	1/2"	65.5	32.0	14.0	13.1	11.1	28.6
MCS-250-10-08	1/2"	5/8"	67.1	36.0	16.0	9.5	14.3	30.0
MCS-250-10	5/8"	5/8"	69.5	36.0	16.0	13.1	14.3	30.0
MCS-250-10-12	3/4"	5/8"	76.5	38.3	16.0	15.1	14.3	30.0
MCS-250-12-08	1/2"	3/4"	67.1	36.0	16.0	9.5	16.7	31.8
MCS-250-12-10	5/8"	3/4"	69.5	36.0	16.0	13.1	16.7	31.8
MCS-250-12	3/4"	3/4"	76.5	38.3	16.0	15.1	16.7	31.8
MCS-250-12-16	1"	3/4"	86.7	40.2	16.0	20.6	16.7	31.8
MCS-250-16-12	3/4"	1"	79.5	41.3	19.0	15.1	22.2	41.3
MCS-250-16	1"	1"	89.7	43.2	19.0	20.6	22.2	41.3
MCS-250-20	1 1/4"	1 1/4"	100.4	46.6	20.0	27.0	28.6	50.8
MCS-250-24	1 1/2"	1 1/2"	107.3	50.1	22.0	32.5	33.3	56.4
MCS-250-32	2"	2"	130.5	57.1	25.0	44.3	46.0	69.9

BSP'T' MALE TAPER SPIGOT



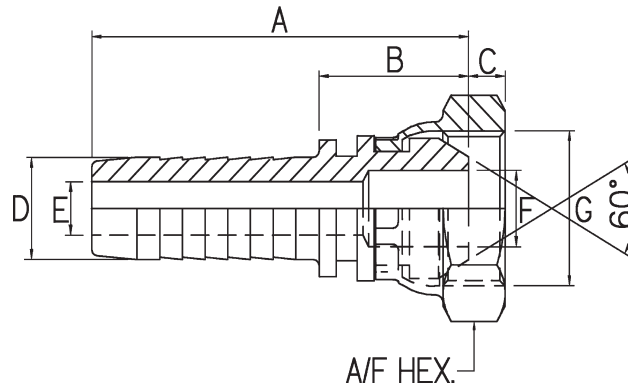
Part No.	Hose Size D	BSP'T' Thread Size G	A	B	C	E	F	A/F HEX
MTS-25BT-02-03	3/16"	1/8"	47.1	21.9	9.5	3.2	5.6	12.7
MTS-25BT-04-03	3/16"	1/4"	50.3	25.0	12.7	3.2	7.5	15.9
MTS-25BT-04	1/4"	1/4"	53.3	25.8	12.7	4.5	7.5	15.9
MTS-25BT-04-05	5/16"	1/4"	53.6	26.0	12.7	5.6	7.5	15.9
MTS-25BT-04-06	3/8"	1/4"	56.3	26.7	12.7	7.2	7.5	15.9
MTS-25BT-06-04	1/4"	3/8"	56.6	29.0	14.3	4.5	10.7	18.0
MTS-25BT-06-05	5/16"	3/8"	56.8	29.2	14.3	5.6	10.7	18.0
MTS-25BT-06	3/8"	3/8"	59.4	29.9	14.3	7.2	10.7	18.0
MTS-25BT-06-08	1/2"	3/8"	61.9	30.8	14.3	9.5	10.7	18.0
MTS-25BT-08-06	3/8"	1/2"	62.6	33.0	17.5	7.2	13.9	22.2
MTS-25BT-08	1/2"	1/2"	65.1	33.9	17.5	9.5	13.9	22.2
MTS-25BT-08-10	5/8"	1/2"	67.5	33.9	17.5	13.1	13.9	22.2
MTS-25BT-12-08	1/2"	3/4"	68.2	37.1	19.1	9.5	18.7	28.6
MTS-25BT-12-10	5/8"	3/4"	70.6	37.1	19.1	13.1	18.7	28.6
MTS-25BT-12	3/4"	3/4"	76.8	38.6	19.1	15.1	18.7	28.6
MTS-25BT-12-16	1"	3/4"	85.5	39.0	19.1	20.6	18.7	28.6
MTS-25BT-16-12	3/4"	1"	80.0	41.8	22.2	15.1	24.2	34.9
MTS-25BT-16	1"	1"	88.7	42.2	22.2	20.6	24.2	34.9
MTS-25BT-20	1 1/4"	1 1/4"	101.2	47.4	23.8	27.0	32.5	44.5
MTS-25BT-24	1 1/2"	1 1/2"	106.2	49.0	23.8	32.5	38.1	50.8
MTS-25BT-32	2"	2"	127.2	53.7	27.0	44.3	49.2	63.5

NPT MALE TAPER SPIGOT



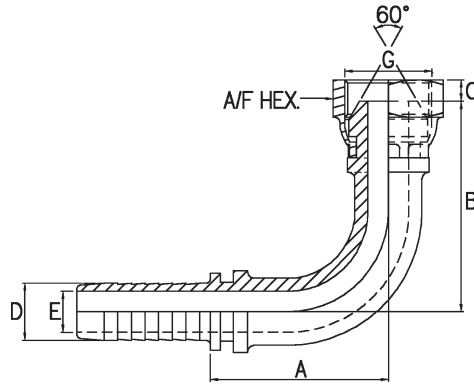
Part No.	Hose Size D	NPT Thread Size G	A	B	C	E	F	A/F HEX
MTS-25NT-02-03	3/16"	1/8"	47.1	21.9	9.5	3.2	5.6	12.7
MTS-25NT-04-03	3/16"	1/4"	50.3	25.0	12.7	3.2	7.5	15.9
MTS-25NT-04	1/4"	1/4"	53.3	25.8	12.7	4.5	7.5	15.9
MTS-25NT-04-05	5/16"	1/4"	53.6	26.0	12.7	5.6	7.5	15.9
MTS-25NT-04-06	3/8"	1/4"	56.3	26.0	12.7	7.2	7.5	15.9
MTS-25NT-06-04	1/4"	3/8"	54.9	27.4	12.7	4.5	10.7	18.0
MTS-25NT-06-05	5/16"	3/8"	55.2	27.6	12.7	5.6	10.7	18.0
MTS-25NT-06	3/8"	3/8"	55.8	28.3	12.7	7.2	10.7	18.0
MTS-25NT-06-08	1/2"	3/8"	60.3	29.2	12.7	9.5	10.7	18.0
MTS-25NT-08-06	3/8"	1/2"	61.0	31.4	15.9	7.2	13.9	22.2
MTS-25NT-08	1/2"	1/2"	63.5	32.3	15.9	9.5	13.9	22.2
MTS-25NT-08-10	5/8"	1/2"	65.9	32.3	15.9	13.1	13.9	22.2
MTS-25NT-12-08	1/2"	3/4"	66.6	35.5	17.5	9.5	18.7	28.6
MTS-25NT-12-10	5/8"	3/4"	69.0	35.5	17.5	13.1	18.7	28.6
MTS-25NT-12	3/4"	3/4"	75.3	37.0	17.5	15.1	18.7	28.6
MTS-25NT-12-16	1"	3/4"	83.9	37.4	17.5	20.6	18.7	28.6
MTS-25NT-16-12	3/4"	1"	78.4	40.2	20.6	15.1	24.2	34.9
MTS-25NT-16	1"	1"	87.1	40.6	20.6	20.6	24.2	34.9
MTS-25NT-20	1 1/4"	1 1/4"	102.8	49.0	22.2	27.0	32.5	44.5
MTS-25NT-24	1 1/2"	1 1/2"	107.7	50.6	22.2	32.5	38.1	50.8
MTS-25NT-32	2"	2"	127.1	53.7	23.8	44.3	49.2	63.5

BSP (CS) FEMALE SWIVEL SPIGOT



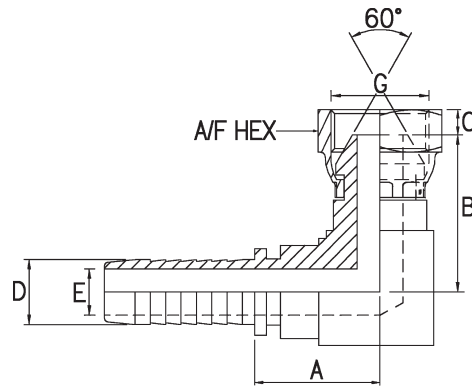
Part No.	Hose Size D	BSP'P' Thread Size G	A	B	C	E	F	A/F HEX
FS-250-02-03	3/16"	1/8"	41.0	15.7	4.0	3.2	3.2	14.3
FS-250-04-03	3/16"	1/4"	42.4	17.1	4.3	3.2	4.5	18.0
FS-250-04	1/4"	1/4"	45.5	18.0	4.3	4.5	4.5	18.0
FS-250-04-05	5/16"	1/4"	45.7	18.1	4.3	5.6	4.5	18.0
FS-250-06-04	1/4"	3/8"	48.4	20.9	4.8	4.5	7.2	22.2
FS-250-06-05	5/16"	3/8"	48.6	21.1	4.8	5.6	7.2	22.2
FS-250-06	3/8"	3/8"	51.3	21.7	4.8	7.2	7.2	22.2
FS-250-08-06	3/8"	1/2"	50.4	20.8	7.1	7.2	9.5	25.7
FS-250-08	1/2"	1/2"	52.8	21.7	7.1	9.5	9.5	25.7
FS-250-10-08	1/2"	5/8"	51.7	20.6	10.3	9.5	13.1	28.6
FS-250-10	5/8"	5/8"	54.1	20.6	10.3	13.1	13.1	28.6
FS-250-12-08	1/2"	3/4"	55.5	24.4	8.4	9.5	15.1	31.8
FS-250-12-10	5/8"	3/4"	57.9	24.4	8.4	13.1	15.1	31.8
FS-250-12	3/4"	3/4"	64.2	25.9	8.4	15.1	15.1	31.8
FS-250-16-12	3/4"	1"	66.2	27.9	9.4	15.1	20.6	38.1
FS-250-16	1"	1"	74.8	28.3	9.4	20.6	20.6	38.1
FS-250-20	1 1/4"	1 1/4"	84.0	30.1	10.7	27.0	27.0	47.2
FS-250-24	1 1/2"	1 1/2"	92.7	35.6	11.9	32.5	32.5	56.4
FS-250-32	2"	2"	111.0	38.0	12.9	44.3	44.3	69.9

BSP (CS) FEMALE SWIVEL 90° SPIGOT



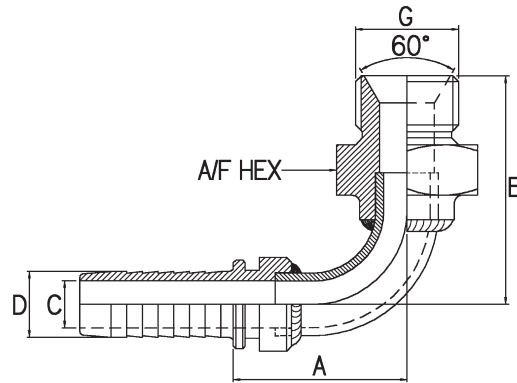
Part No.	Hose Size D	BSP'P' Thread Size G	A	B	C	E	A/F HEX	Construction
E-250-02-03	3/16"	1/8"	24.4	30.2	4.0	3.2	14.3	Fabricated
E-250-04	1/4"	1/4"	32.3	42.9	4.3	3.6	18.0	One Piece
E-250-04-05	5/16"	1/4"	24.9	31.6	4.3	5.6	18.0	Fabricated
E-250-06-04	1/4"	3/8"	24.4	34.4	4.8	4.5	22.2	Fabricated
E-250-06-05	5/16"	3/8"	24.9	34.4	4.8	5.6	22.2	Fabricated
E-250-06	3/8"	3/8"	41.7	48.6	4.8	6.8	22.2	One Piece
E-250-08-06	3/8"	1/2"	51.3	56.6	7.1	6.8	25.7	One Piece
E-250-08	1/2"	1/2"	36.3	37.1	7.1	9.5	25.7	One Piece
E-250-10-08	1/2"	5/8"	36.2	42.0	10.3	9.5	28.6	Fabricated
E-250-10	5/8"	5/8"	54.9	55.3	10.3	13.1	28.6	One Piece
E-250-12-10	5/8"	3/4"	39.9	53.9	8.4	13.1	31.8	Fabricated
E-250-12	3/4"	3/4"	67.5	70.7	8.4	15.1	31.8	One Piece
E-250-16-12	3/4"	1"	48.2	58.9	9.4	15.1	38.1	Fabricated
E-250-16	1"	1"	82.5	79.2	9.4	20.6	38.1	One Piece
E-250-20	1 1/4"	1 1/4"	94.6	101.5	10.7	27.0	47.2	One Piece
E-250-24	1 1/2"	1 1/2"	79.2	94.6	11.9	32.5	56.4	One Piece
E-250-32	2"	2"	77.5	105.0	12.9	44.3	69.9	Fabricated

BSP (CS) FEMALE SWIVEL 90° BLOCK SPIGOT



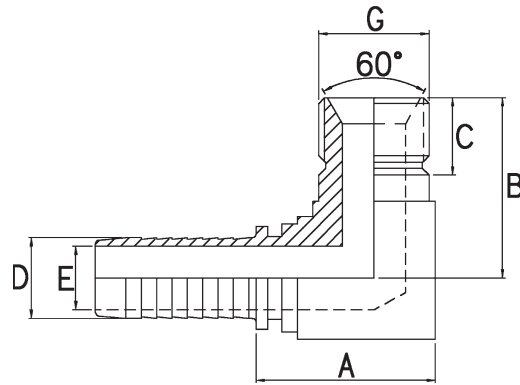
Part No.	Hose Size D	BSP'P' Thread Size G	A	B	C	E	A/F HEX
EB-250-02-03	3/16"	1/8"	15.2	29.8	4.0	3.2	14.3
EB-250-04	1/4"	1/4"	18.6	24.5	4.3	4.5	18.0
EB-250-04-05	5/16"	1/4"	20.3	27.5	4.3	5.6	18.0
EB-250-06-04	1/4"	3/8"	21.1	26.8	4.8	4.5	22.2
EB-250-06-05	5/16"	3/8"	21.3	26.8	4.8	5.6	22.2
EB-250-06	3/8"	3/8"	21.3	26.8	4.8	7.2	22.2
EB-250-08-06	3/8"	1/2"	22.3	32.5	7.1	7.2	25.7
EB-250-08	1/2"	1/2"	23.1	32.5	7.1	9.5	25.7
EB-250-10-08	1/2"	5/8"	24.4	33.2	10.3	9.5	28.6
EB-250-10	5/8"	5/8"	24.4	33.2	10.3	13.1	28.6
EB-250-12-10	5/8"	3/4"	27.6	42.0	8.4	13.1	31.8
EB-250-12	3/4"	3/4"	29.0	37.3	8.4	15.1	31.8
EB-250-16-12	3/4"	1"	35.6	48.8	9.4	15.1	38.1
EB-250-16	1"	1"	35.5	43.6	9.4	20.6	38.1
EB-250-20	1 1/4"	1 1/4"	36.2	52.8	10.7	27.0	47.2
EB-250-24	1 1/2"	1 1/2"	42.6	59.8	11.9	32.5	56.4
EB-250-32	2"	2"	54.4	80.8	12.9	44.3	69.9

BSP (CS) MALE 90° SPIGOT



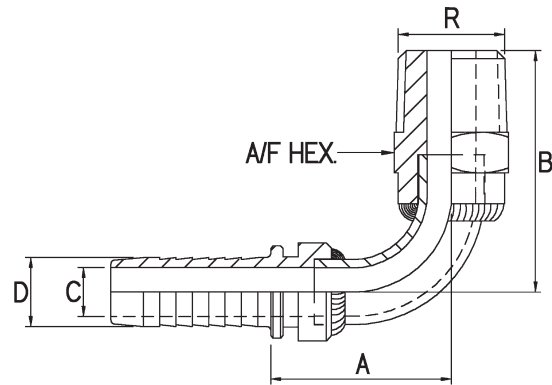
Part No.	Hose Size D	BSP'P' Thread Size G	A	B	C	A/F HEX
EMC-250-02-03	3/16"	1/8"	24.4	30.2	3.2	14.3
EMC-250-04	1/4"	1/4"	24.7	35.2	4.5	19.1
EMC-250-04-05	5/16"	1/4"	24.9	35.2	5.6	19.1
EMC-250-06-04	1/4"	3/8"	29.1	44.7	7.2	22.2
EMC-250-06-05	5/16"	3/8"	29.7	44.7	5.6	22.2
EMC-250-06	3/8"	3/8"	29.7	44.7	7.2	22.2
EMC-250-08-06	3/8"	1/2"	34.4	52.4	7.2	28.6
EMC-250-08	1/2"	1/2"	35.2	52.4	9.5	28.6
EMC-250-10-08	1/2"	5/8"	42.8	62.2	9.5	30.0
EMC-250-10	5/8"	5/8"	40.1	62.2	13.1	30.0
EMC-250-12-10	5/8"	3/4"	46.6	69.5	13.1	31.8
EMC-250-12	3/4"	3/4"	48.2	69.5	15.1	31.8
EMC-250-16-12	3/4"	1"	45.2	67.6	15.1	41.3
EMC-250-16	1"	1"	46.9	67.6	20.6	41.3
EMC-250-20	1 1/4"	1 1/4"	56.6	84.1	27.0	50.8
EMC-250-24	1 1/2"	1 1/2"	68.0	93.6	32.5	56.4
EMC-250-32	2"	2"	77.5	115.2	44.3	69.9

BSP (CS) MALE 90° BLOCK SPIGOT



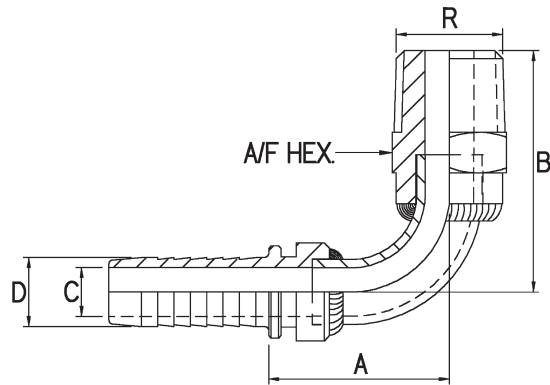
Part No.	Hose Size D	BSP'P' Thread Size G	A	B	C	E
EBMC-250-02-03	3/16"	1/8"	16.8	26.2	8.0	3.2
EBMC-250-04	1/4"	1/4"	19.0	26.2	11.0	4.5
EBMC-250-04-05	5/16"	1/4"	19.0	26.2	11.0	5.6
EBMC-250-06-04	1/4"	3/8"	21.1	29.3	12.0	4.5
EBMC-250-06-05	5/16"	3/8"	21.3	29.3	12.0	5.6
EBMC-250-06	3/8"	3/8"	21.3	29.3	12.0	7.2
EBMC-250-08-06	3/8"	1/2"	22.3	33.3	14.0	7.2
EBMC-250-08	1/2"	1/2"	23.1	33.3	14.0	9.5
EBMC-250-10-08	1/2"	5/8"	25.6	37.3	16.0	9.5
EBMC-250-10	5/8"	5/8"	24.4	37.3	16.0	13.1
EBMC-250-12-10	5/8"	3/4"	27.6	42.1	16.0	13.1
EBMC-250-12	3/4"	3/4"	29.1	42.1	16.0	15.1
EBMC-250-16-12	3/4"	1"	35.6	45.3	19.0	15.1
EBMC-250-16	1"	1"	35.6	45.3	19.0	20.6
EBMC-250-20	1 1/4"	1 1/4"	40.9	51.6	20.0	27.0
EBMC-250-24	1 1/2"	1 1/2"	47.4	59.8	22.0	32.5
EBMC-250-32	2"	2"	56.4	78.3	25.0	44.3

BSP'T' MALE TAPER 90° SPIGOT



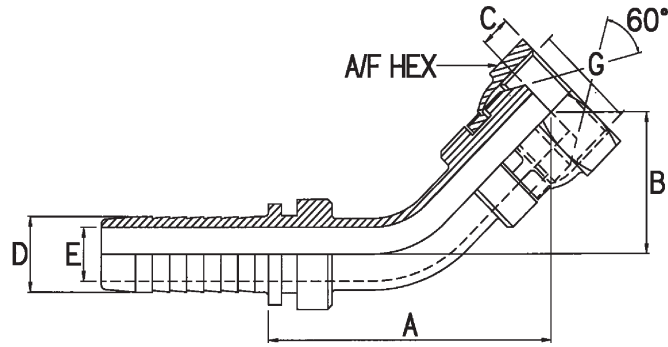
Part No.	Hose Size D	BSP'T' Thread Size R	A	B	C	A/F HEX
EMT-25BT-02-03	3/16"	1/8"	24.4	34.9	3.2	12.7
EMT-25BT-04	1/4"	1/4"	24.7	38.0	4.5	15.9
EMT-25BT-04-05	5/16"	1/4"	24.9	38.0	5.6	15.9
EMT-25BT-06-04	1/4"	3/8"	24.7	41.2	4.5	18.0
EMT-25BT-06-05	5/16"	3/8"	29.7	46.0	5.6	18.0
EMT-25BT-06	3/8"	3/8"	29.7	46.0	7.2	18.0
EMT-25BT-08-06	3/8"	1/2"	34.4	54.3	7.2	22.2
EMT-25BT-08	1/2"	1/2"	35.2	54.3	9.5	22.2
EMT-25BT-12-10	5/8"	3/4"	40.1	62.7	13.1	28.6
EMT-25BT-12	3/4"	3/4"	48.2	66.1	15.1	28.6
EMT-25BT-16-12	3/4"	1"	48.2	74.0	15.1	34.9
EMT-25BT-16	1"	1"	46.9	70.3	20.6	34.9
EMT-25BT-20	1 1/4"	1 1/4"	56.6	88.0	27.0	44.5
EMT-25BT-24	1 1/2"	1 1/2"	68.0	99.2	32.5	50.8
EMT-25BT-32	2"	2"	77.5	113.4	44.3	63.5

NPT MALE TAPER 90° SPIGOT



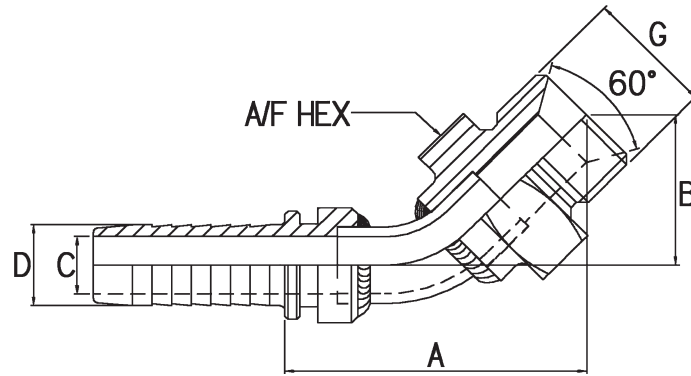
Part No.	Hose Size D	NPT Thread Size R	A	B	C	A/F HEX
EMT-25NT-02-03	3/16"	1/8"	24.4	34.9	3.2	12.7
EMT-25NT-04	1/4"	1/4"	24.7	38.0	4.5	15.9
EMT-25NT-04-05	5/16"	1/4"	24.9	38.0	5.6	15.9
EMT-25NT-06-04	1/4"	3/8"	24.7	39.6	4.5	18.0
EMT-25NT-06-05	5/16"	3/8"	29.7	44.4	5.6	18.0
EMT-25NT-06	3/8"	3/8"	29.7	44.4	7.2	18.0
EMT-25NT-08-06	3/8"	1/2"	34.4	52.3	7.2	22.2
EMT-25NT-08	1/2"	1/2"	35.2	52.3	9.5	22.2
EMT-25NT-12-10	5/8"	3/4"	40.1	61.1	13.1	28.6
EMT-25NT-12	3/4"	3/4"	48.2	64.5	15.1	28.6
EMT-25NT-16-12	3/4"	1"	48.2	67.5	15.1	34.9
EMT-25NT-16	1"	1"	46.9	68.8	20.6	34.9
EMT-25NT-20	1 1/4"	1 1/4"	56.6	86.6	27.0	44.5
EMT-25NT-24	1 1/2"	1 1/2"	68.0	100.7	32.5	50.8
EMT-25NT-32	2"	2"	77.5	113.4	44.3	63.5

BSP (CS) FEMALE SWIVEL 45° SPIGOT



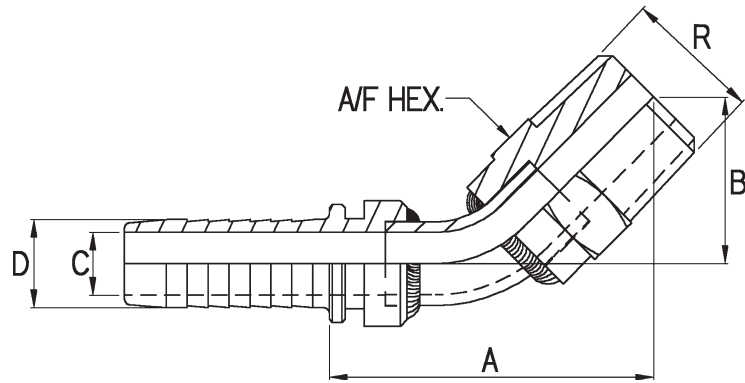
Part No.	Hose Size D	BSP'P' Thread Size G	A	B	C	E	A/F HEX	Construction
EF-250-02-03	3/16"	1/8"	36.2	17.4	4.0	3.2	14.3	Fabricated
EF-250-04	1/4"	1/4"	36.4	19.4	4.3	3.6	18.0	One Piece
EF-250-04-05	5/16"	1/4"	37.7	18.4	4.3	5.6	18.0	Fabricated
EF-250-06-04	1/4"	3/8"	39.2	20.4	4.8	4.5	22.2	Fabricated
EF-250-06-05	5/16"	3/8"	39.7	20.4	4.8	5.6	22.2	Fabricated
EF-250-06	3/8"	3/8"	44.6	19.5	4.8	6.8	22.2	One Piece
EF-250-08-06	3/8"	1/2"	56.7	20.8	7.1	6.8	25.7	One Piece
EF-250-08	1/2"	1/2"	56.7	20.8	7.1	9.5	25.7	One Piece
EF-250-10-08	1/2"	5/8"	45.8	21.8	10.3	9.5	28.6	Fabricated
EF-250-10	5/8"	5/8"	58.6	24.2	10.3	13.1	28.6	One Piece
EF-250-12-10	5/8"	3/4"	50.7	28.3	8.4	13.1	31.8	Fabricated
EF-250-12	3/4"	3/4"	66.9	24.5	8.4	15.1	31.8	One Piece
EF-250-16-12	3/4"	1"	60.0	29.8	9.4	15.1	38.1	Fabricated
EF-250-16	1"	1"	83.2	31.4	9.4	20.6	38.1	One Piece
EF-250-20	1 1/4"	1 1/4"	124.2	31.8	10.7	27.0	47.2	One Piece
EF-250-24	1 1/2"	1 1/2"	134.9	28.6	11.9	32.5	56.4	One Piece
EF-250-32	2"	2"	103.0	54.1	12.9	44.3	69.9	Fabricated

BSP (CS) MALE 45° SPIGOT



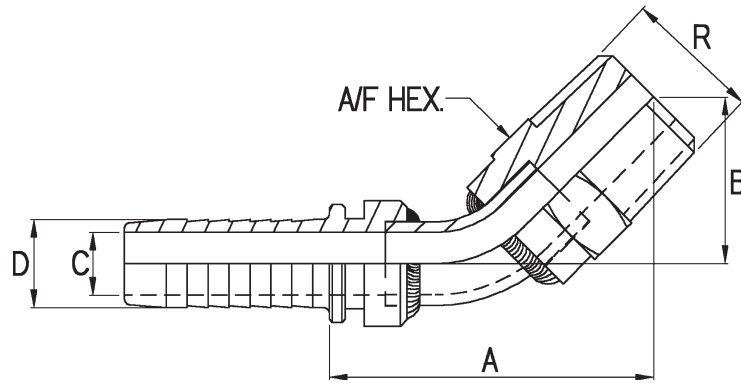
Part No.	Hose Size D	BSP'P' Thread Size G	A	B	C	A/F HEX
EFMC-250-02-03	3/16"	1/8"	36.1	16.7	3.2	14.3
EFMC-250-04	1/4"	1/4"	40.0	20.4	4.5	19.1
EFMC-250-04-05	5/16"	1/4"	40.2	20.4	5.6	19.1
EFMC-250-06-04	1/4"	3/8"	46.5	25.7	4.5	22.2
EFMC-250-06-05	5/16"	3/8"	47.0	25.7	5.6	22.2
EFMC-250-06	3/8"	3/8"	47.0	25.7	7.2	22.2
EFMC-250-08-06	3/8"	1/2"	52.4	29.1	7.2	28.6
EFMC-250-08	1/2"	1/2"	53.2	29.1	9.5	28.6
EFMC-250-10-08	1/2"	5/8"	60.3	34.2	9.5	30.0
EFMC-250-10	5/8"	5/8"	60.3	34.2	13.1	30.0
EFMC-250-12-10	5/8"	3/4"	67.2	37.3	13.1	31.8
EFMC-250-12	3/4"	3/4"	68.7	37.3	15.1	31.8
EFMC-250-16-12	3/4"	1"	63.2	35.5	15.1	41.3
EFMC-250-16	1"	1"	64.9	35.5	20.6	41.3
EFMC-250-20	1 1/4"	1 1/4"	89.0	48.3	27.0	50.8
EFMC-250-24	1 1/2"	1 1/2"	96.2	50.5	32.5	56.4
EFMC-250-32	2"	2"	110.1	61.2	44.3	69.9

BSP'T' MALE TAPER 45° SPIGOT



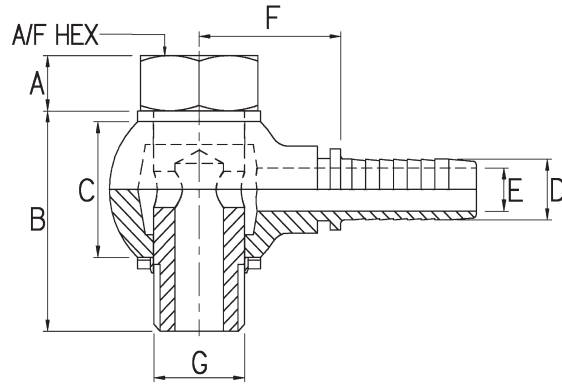
Part No.	Hose Size D	BSP'T' Thread Size R	A	B	C	A/F HEX
EFMT-25BT-02-03	3/16"	1/8"	39.5	20.7	3.2	12.7
EFMT-25BT-04	1/4"	1/4"	42.0	22.9	4.5	15.9
EFMT-25BT-04-05	5/16"	1/4"	42.3	22.9	5.6	15.9
EFMT-25BT-06-04	1/4"	3/8"	44.3	25.2	4.5	18.0
EFMT-25BT-06-05	5/16"	3/8"	47.9	26.6	5.6	18.0
EFMT-25BT-06	3/8"	3/8"	47.9	26.6	7.2	18.0
EFMT-25BT-08-06	3/8"	1/2"	53.3	30.2	7.2	22.2
EFMT-25BT-08	1/2"	1/2"	54.0	30.0	9.5	22.2
EFMT-25BT-12-10	5/8"	3/4"	60.6	34.5	13.1	28.6
EFMT-25BT-12	3/4"	3/4"	70.3	35.9	15.1	28.6
EFMT-25BT-16-12	3/4"	1"	74.9	40.5	15.1	34.9
EFMT-25BT-16	1"	1"	66.9	37.4	20.6	34.9
EFMT-25BT-20	1 1/4"	1 1/4"	91.9	51.1	27.0	44.5
EFMT-25BT-24	1 1/2"	1 1/2"	100.1	54.4	32.5	50.8
EFMT-25BT-32	2"	2"	108.9	60.0	44.3	63.5

NPT MALE TAPER 45° SPIGOT



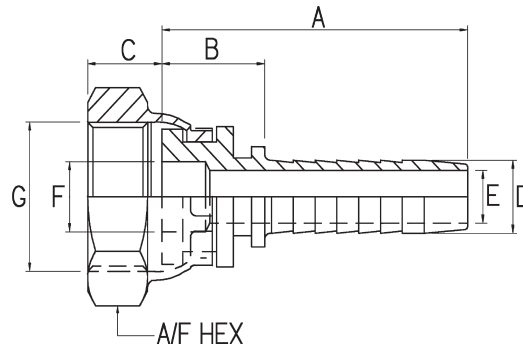
Part No.	Hose Size D	BSP'T' Thread Size R	A	B	C	A/F HEX
EFMT-25NT-02-03	3/16"	1/8"	39.5	20.7	3.2	12.7
EFMT-25NT-04	1/4"	1/4"	42.0	22.9	4.5	15.9
EFMT-25NT-04-05	5/16"	1/4"	42.3	22.9	5.6	15.9
EFMT-25NT-06-04	1/4"	3/8"	43.1	24.1	4.5	18.0
EFMT-25NT-06-05	5/16"	3/8"	46.8	25.5	5.6	18.0
EFMT-25NT-06	3/8"	3/8"	46.8	25.5	7.2	18.0
EFMT-25NT-08-06	3/8"	1/2"	52.4	29.1	7.2	22.2
EFMT-25NT-08	1/2"	1/2"	53.1	29.1	9.5	22.2
EFMT-25NT-12-10	5/8"	3/4"	59.5	33.4	13.1	28.6
EFMT-25NT-12	3/4"	3/4"	68.2	33.8	15.1	28.6
EFMT-25NT-16-12	3/4"	1"	70.3	35.9	15.1	34.9
EFMT-25NT-16	1"	1"	65.8	36.3	20.6	34.9
EFMT-25NT-20	1 1/4"	1 1/4"	90.8	40.0	27.0	44.5
EFMT-25NT-24	1 1/2"	1 1/2"	101.2	55.5	32.5	50.8
EFMT-25NT-32	2"	2"	108.9	60.0	44.3	63.5

BANJO HYDRAULIC SPIGOT



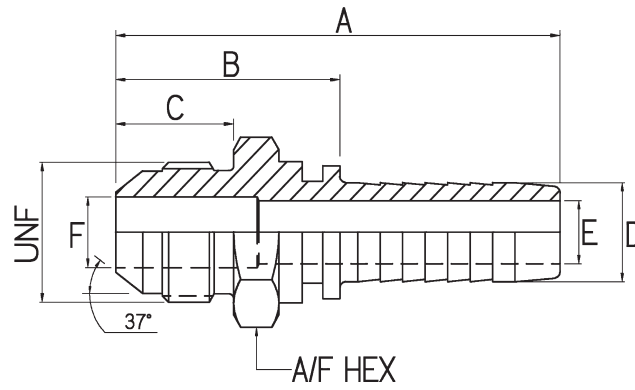
Part No.	Hose Size D	BSP'P' Thread Size G	A	B	C	E	F	A/F HEX
BAS-250-04	1/4"	1/4"	7.1	33.9	19.9	4.5	24.3	18.0
BAS-250-06	3/8"	3/8"	8.0	40.0	23.9	7.2	29.4	23.4
BAS-250-08	1/2"	1/2"	12.2	48.6	29.9	9.5	32.6	27.0
BAS-250-10	5/8"	5/8"	14.2	54.0	33.9	13.1	33.6	30.0
BAS-250-12	3/4"	3/4"	16.1	56.9	35.9	15.1	38.9	31.8
BAS-250-16	1"	1"	20.2	67.7	43.9	20.6	47.2	41.3

BSP (FF) FEMALE SWIVEL SPIGOT



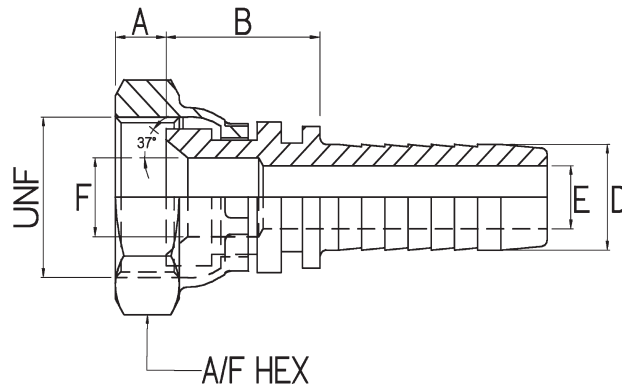
Part No.	Hose Size D	BSP'P' Thread Size G	B	A	E	F	C	A/F HEX
FSFF-250-02-03	3/16"	1/8"	12.3	37.5	3.2	3.2	7.4	14.3
FSFF-250-04-03	3/16"	1/4"	12.6	37.9	3.2	4.5	8.8	18.0
FSFF-250-04	1/4"	1/4"	13.5	41.2	4.5	4.5	8.8	18.0
FSFF-250-04-05	5/16"	1/4"	13.7	41.2	5.6	4.5	8.8	18.0
FSFF-250-04-06	3/8"	1/4"	14.3	43.9	7.2	4.5	8.8	18.0
FSFF-250-06-04	1/4"	3/8"	15.3	42.8	4.5	7.2	10.3	22.2
FSFF-250-06-05	5/16"	3/8"	15.5	43.0	5.6	7.2	10.3	22.2
FSFF-250-06	3/8"	3/8"	16.1	45.7	7.2	7.2	10.3	22.2
FSFF-250-08-06	3/8"	1/2"	15.6	45.2	7.2	9.5	12.3	25.7
FSFF-250-08	1/2"	1/2"	16.5	47.6	9.5	9.5	12.3	25.7
FSFF-250-10-08	1/2"	5/8"	17.2	48.3	9.5	13.1	13.8	28.6
FSFF-250-10	5/8"	5/8"	17.2	50.7	13.1	13.1	13.8	28.6
FSFF-250-12-08	1/2"	3/4"	17.8	49.0	9.5	15.1	15.1	31.8
FSFF-250-12-10	5/8"	3/4"	17.8	51.4	13.1	15.1	15.1	31.8
FSFF-250-12	3/4"	3/4"	19.4	57.6	15.1	15.1	15.1	31.8
FSFF-250-16-12	3/4"	1"	20.7	58.9	15.1	20.6	16.7	38.1
FSFF-250-16	1"	1"	21.1	67.6	20.6	20.6	16.7	38.1
FSFF-250-20	1 1/4"	1 1/4"	23.4	77.2	27.0	27.0	17.4	47.2
FSFF-250-24	1 1/2"	1 1/2"	27.3	84.5	32.5	32.5	20.1	56.4
FSFF-250-32	2"	2"	26.7	100.1	44.3	44.3	23.8	69.9

JIC MALE SPIGOT



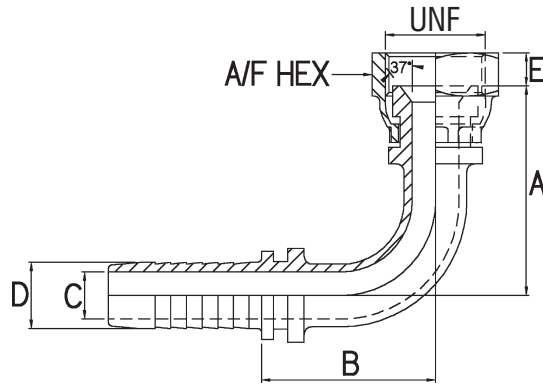
Part No.	Hose Size D	Tube Size mm	Tube Size inch	UNF Thread Size UNF	A	B	C	E	F	A/F HEX
MSJ-250-04-03	3/16"	6.00	1/4"	7/16"-20	50.9	25.6	14.0	3.2	4.4	12.7
MSJ-250-04	1/4"	6.00	1/4"	7/16"-20	53.9	26.3	14.0	4.5	4.4	12.7
MSJ-250-04-05	5/16"	6.00	1/4"	7/16"-20	54.2	26.6	14.0	5.6	4.4	12.7
MSJ-250-05-04	1/4"	8.00	5/16"	1/2"-20	53.9	26.3	14.0	4.5	6.0	14.3
MSJ-250-05	5/16"	8.00	5/16"	1/2"-20	54.2	26.6	14.0	5.6	6.0	14.3
MSJ-250-05-06	3/8"	8.00	5/16"	1/2"-20	56.2	26.6	14.0	7.2	6.0	14.3
MSJ-250-06-04	1/4"	10.00	3/8"	9/16"-18	54.8	27.2	14.1	4.5	7.5	15.9
MSJ-250-06	3/8"	10.00	3/8"	9/16"-18	57.1	27.5	14.1	7.2	7.5	15.9
MSJ-250-06-08	1/2"	10.00	3/8"	9/16"-18	59.4	28.3	14.1	9.5	7.5	15.9
MSJ-250-08-06	3/8"	12.00	1/2"	3/4"-16	59.7	30.1	16.7	7.2	9.9	22.2
MSJ-250-08	1/2"	12.00	1/2"	3/4"-16	62.0	30.9	16.7	9.5	9.9	22.2
MSJ-250-08-10	5/8"	12.00	1/2"	3/4"-16	64.4	30.9	16.7	13.1	9.9	22.2
MSJ-250-10-08	1/2"	14/15/16	5/8"	7/8"-14	66.1	35.0	19.3	9.5	12.3	25.7
MSJ-250-10	5/8"	14/15/16	5/8"	7/8"-14	68.5	35.0	19.3	13.1	12.3	25.7
MSJ-250-10-12	3/4"	14/15/16	5/8"	7/8"-14	75.5	37.2	19.3	15.1	12.3	25.7
MSJ-250-12-10	5/8"	18/19/20	3/4"	1 1/16"-12	72.9	39.4	21.9	13.1	15.5	28.6
MSJ-250-12	3/4"	18/19/20	3/4"	1 1/16"-12	79.9	41.6	21.9	15.1	15.5	28.6
MSJ-250-12-16	1"	18/19/20	3/4"	1 1/16"-12	90.0	43.5	21.9	20.6	15.5	28.6
MSJ-250-16-12	3/4"	25.00	1"	1 5/16"-12	81.1	42.8	23.1	15.1	21.5	34.9
MSJ-250-16	1"	25.00	1"	1 5/16"-12	91.2	44.7	23.1	20.6	21.5	34.9
MSJ-250-20	1 1/4"	30/32	1 1/4"	1 5/8"-12	102.2	48.3	24.3	27.0	27.5	44.5
MSJ-250-24	1 1/2"	38.00	1 1/2"	1 7/8"-12	112.0	54.9	27.5	32.5	33.0	50.8
MSJ-250-32	2"	50.00	2"	2 1/2"-12	138.5	65.1	33.9	44.3	45.0	69.9

JIC FEMALE SWIVEL SPIGOT



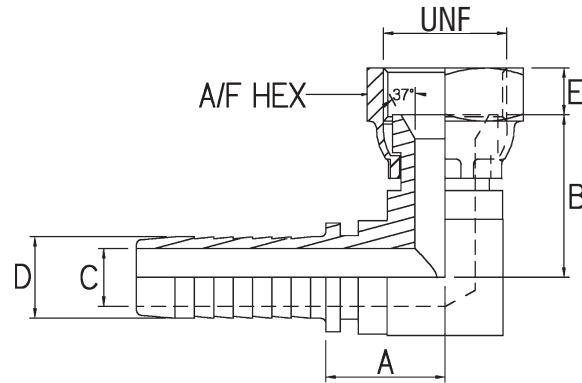
Part No.	Hose Size D	Tube Size mm	Tube Size inch	UNF Thread Size UNF	A	B	E	F	A/F HEX
FSJ-250-04-03	3/16"	6.00	1/4"	7/16"-20	9.7	14.1	3.2	4.5	15.9
FSJ-250-04	1/4"	6.00	1/4"	7/16"-20	9.7	14.9	4.5	4.5	15.9
FSJ-250-04-05	5/16"	6.00	1/4"	7/16"-20	9.7	15.1	5.6	4.5	15.9
FSJ-250-05-03	3/16"	8.00	5/16"	1/2"-20	9.4	15.9	3.2	4.8	18.0
FSJ-250-05-04	1/4"	8.00	5/16"	1/2"-20	9.4	16.7	4.5	4.8	18.0
FSJ-250-05	5/16"	8.00	5/16"	1/2"-20	9.4	16.9	5.6	4.8	18.0
FSJ-250-06-04	1/4"	10.00	3/8"	9/16"-18	9.8	17.2	4.5	7.1	18.0
FSJ-250-06-05	5/16"	10.00	3/8"	9/16"-18	9.8	17.4	5.6	7.1	18.0
FSJ-250-06	3/8"	10.00	3/8"	9/16"-18	9.8	17.4	7.2	7.1	18.0
FSJ-250-08-06	3/8"	12.00	1/2"	3/4"-16	10.2	19.5	7.2	9.5	23.4
FSJ-250-08	1/2"	12.00	1/2"	3/4"-16	10.2	20.2	9.5	9.5	23.4
FSJ-250-10-08	1/2"	14/15/16	5/8"	7/8"-14	14.0	20.2	9.5	12.3	28.6
FSJ-250-10	5/8"	14/15/16	5/8"	7/8"-14	14.0	20.2	13.1	12.3	28.6
FSJ-250-12-10	5/8"	18/19/20	3/4"	1 1/16"-12	14.6	22.5	13.1	15.1	31.8
FSJ-250-12	3/4"	18/19/20	3/4"	1 1/16"-12	14.6	24.8	15.1	15.1	31.8
FSJ-250-16-12	3/4"	25.00	1"	1 5/16"-12	16.6	24.3	15.1	20.6	38.1
FSJ-250-16	1"	25.00	1"	1 5/16"-12	16.6	26.2	20.6	20.6	38.1
FSJ-250-20	1 1/4"	30/32	1 1/4"	1 5/8"-12	16.6	27.8	27.0	27.0	50.8
FSJ-250-24	1 1/2"	30/32	1 1/2"	1 7/8"-12	20.7	30.1	32.5	32.5	56.4
FSJ-250-32	2"	50.00	2"	2 1/2"-12	21.5	57.4	44.3	40.8	76.2

JIC FEMALE SWIVEL 90° SPIGOT



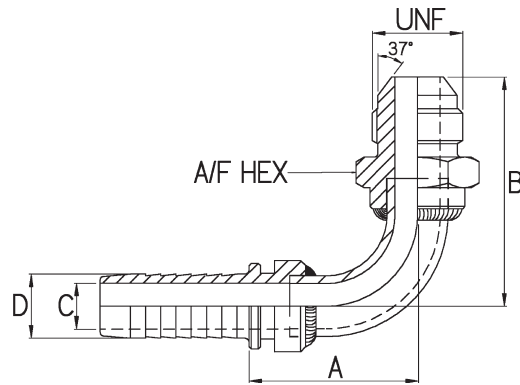
Part No.	Hose Size D	JIC Thread Size UNF	A	B	C	E	A/F HEX	Construction
EJ-250-02-03	3/16"	7/16"-20	28.5	24.4	3.2	9.7	15.9	Fabricated
EJ-250-04	1/4"	7/16"-20	27.8	25.5	3.6	9.7	15.9	One Piece
EJ-250-05-04	1/4"	1/2"-20	30.0	24.4	4.5	9.4	18.0	Fabricated
EJ-250-05	5/16"	1/2"-20	30.0	24.9	5.6	9.4	18.0	Fabricated
EJ-250-06-04	1/4"	9/16"-18	30.8	24.4	4.5	9.8	18.0	Fabricated
EJ-250-06	3/8"	9/16"-18	37.6	32.5	6.8	9.8	18.0	One Piece
EJ-250-08-06	3/8"	3/4"-18	41.0	37.0	6.8	10.2	23.4	One Piece
EJ-250-08	1/2"	3/4"-18	48.2	39.9	9.5	10.2	23.4	One Piece
EJ-250-10-08	1/2"	7/8"-14	43.6	44.2	9.5	14.0	28.6	One Piece
EJ-250-10	5/8"	7/8"-14	57.2	49.6	13.1	14.0	28.6	One Piece
EJ-250-12-10	5/8"	1 1/16"-12	51.0	39.9	13.1	14.6	31.8	Fabricated
EJ-250-12	3/4"	1 1/16"-12	58.3	53.9	15.1	14.6	31.8	One Piece
EJ-250-16-12	3/4"	1 5/16"-12	55.2	48.2	15.1	16.6	38.1	Fabricated
EJ-250-16	1"	1 5/16"-12	65.3	56.3	20.6	16.6	38.1	One Piece
EJ-250-20	1 1/4"	1 5/8"-12	65.3	56.3	27.0	16.4	50.8	One Piece
EJ-250-24	1 1/2"	1 7/8"-12	73.1	65.6	32.5	20.7	56.4	One Piece
EJ-250-32	2"	2 1/2"-12	94.2	77.5	44.3	21.5	76.2	Fabricated

JIC FEMALE SWIVEL 90° BLOCK SPIGOT



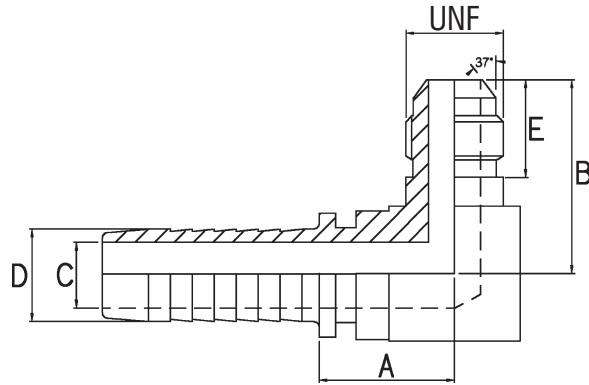
Part No.	Hose Size D	JIC Thread Size UNF	A	B	C	E	A/F HEX
EBJ-250-04-03	3/16"	7/16"-20	15.2	16.7	3.2	8.7	15.9
EBJ-250-04	1/4"	7/16"-20	15.4	16.7	4.5	8.7	15.9
EBJ-250-05-04	1/4"	1/2"-20	19.0	21.7	4.5	9.5	18.0
EBJ-250-05	5/16"	1/2"-20	19.3	21.7	5.6	9.5	18.0
EBJ-250-06-04	1/4"	9/16"-18	17.1	22.3	4.5	9.5	18.0
EBJ-250-06	3/8"	9/16"-18	17.3	22.3	7.2	9.5	18.0
EBJ-250-08-06	3/8"	3/4"-16	18.9	24.4	7.2	10.7	23.4
EBJ-250-08	1/2"	3/4"-16	22.1	24.4	9.5	10.7	23.4
EBJ-250-10-08	1/2"	7/8"-14	24.6	28.5	9.5	12.7	28.6
EBJ-250-10	5/8"	7/8"-14	24.6	28.5	13.1	12.7	28.6
EBJ-250-12-10	5/8"	1 1/16"-12	28.6	30.1	13.1	14.3	31.8
EBJ-250-12	3/4"	1 1/16"-12	28.6	30.1	15.1	14.3	31.8
EBJ-250-16-12	3/4"	1 5/16"-12	33.8	35.7	15.1	15.1	38.1
EBJ-250-16	1"	1 5/16"-12	34.2	35.7	20.6	15.1	38.1
EBJ-250-20	1 1/4"	1 5/8"-12	38.4	42.8	27.0	15.9	50.8
EBJ-250-24	1 1/2"	1 7/8"-12	43.4	47.2	32.5	18.6	56.4
EBJ-250-32	2"	2 1/2"-12	54.4	76.0	44.3	23.8	76.2

JIC MALE 90° SPIGOT



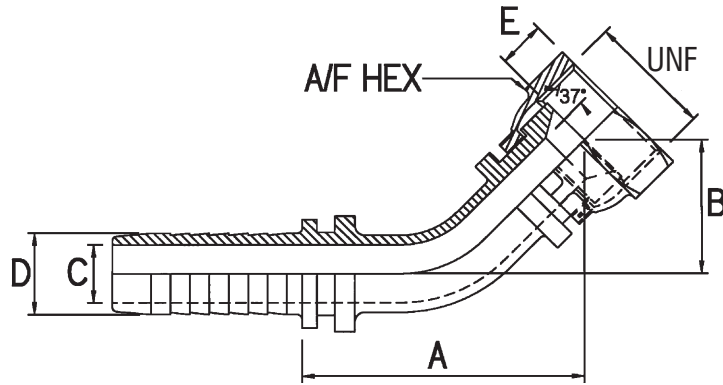
Part No.	Hose Size D	JIC Thread Size UNF	A	B	C	A/F HEX
EMJ-250-04-03	3/16"	7/16"-20	24.4	35.9	3.2	12.7
EMJ-250-04	1/4"	7/16"-20	24.7	35.9	4.5	12.7
EMJ-250-05-04	1/4"	1/2"-20	24.7	35.9	4.5	14.3
EMJ-250-05	5/16"	1/2"-20	24.9	35.9	5.6	14.3
EMJ-250-06-04	1/4"	9/16"-18	24.7	36.8	4.5	15.9
EMJ-250-06	3/8"	9/16"-18	29.7	41.5	7.2	15.9
EMJ-250-08-06	3/8"	3/4"-16	29.7	44.1	7.2	22.2
EMJ-250-08	1/2"	3/4"-16	35.2	48.9	9.5	22.2
EMJ-250-10-08	1/2"	7/8"-14	35.2	54.6	9.5	25.7
EMJ-250-10	5/8"	7/8"-14	40.1	59.3	13.1	25.7
EMJ-250-12-10	5/8"	1 1/16"-12	40.1	64.3	13.1	28.6
EMJ-250-12	3/4"	1 1/16"-12	48.2	69.1	15.1	28.6
EMJ-250-16-12	3/4"	1 5/16"-12	48.2	70.3	15.1	34.9
EMJ-250-16	1"	1 5/16"-12	46.9	70.9	20.6	34.9
EMJ-250-20	1 1/4"	1 5/8"-12	56.6	83.6	27.0	42.9
EMJ-250-24	1 1/2"	1 7/8"-12	68.0	101.3	32.5	50.8
EMJ-250-32	2"	2 1/2"-12	77.5	124.6	44.3	69.9

JIC MALE 90° BLOCK SPIGOT



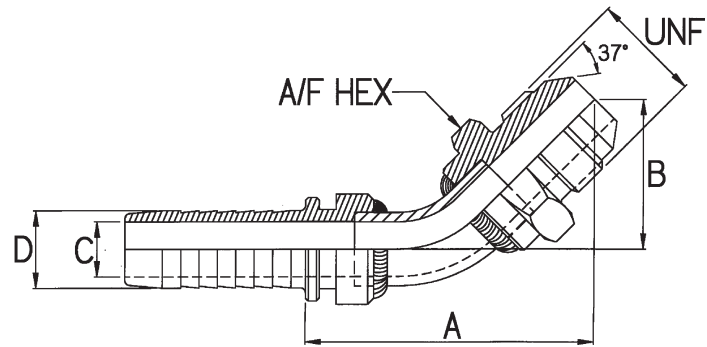
Part No.	Hose Size D	JIC Thread Size UNF	A	B	C	E
EBMJ-250-04-03	3/16"	7/16"-20	16.8	22.6	3.2	14.0
EBMJ-250-04	1/4"	7/16"-20	17.1	22.6	4.5	14.0
EBMJ-250-05-04	1/4"	1/2"-20	19.1	24.1	4.5	14.0
EBMJ-250-05	5/16"	1/2"-20	19.3	24.1	5.6	14.0
EBMJ-250-06-04	1/4"	9/16"-18	19.1	26.9	4.5	14.1
EBMJ-250-06	3/8"	9/16"-18	19.3	26.9	7.2	14.1
EBMJ-250-08-06	3/8"	3/4"-16	22.3	31.8	7.2	16.7
EBMJ-250-08	1/2"	3/4"-16	23.1	31.8	9.5	16.7
EBMJ-250-10-08	1/2"	7/8"-14	26.1	36.8	9.5	19.3
EBMJ-250-10	5/8"	7/8"-14	26.1	36.8	13.1	19.3
EBMJ-250-12-10	5/8"	1 1/16"-12	27.6	42.2	13.1	21.9
EBMJ-250-12	3/4"	1 1/16"-12	29.1	42.2	15.1	21.9
EBMJ-250-16-12	3/4"	1 5/16"-12	35.6	46.0	15.1	23.1
EBMJ-250-16	1"	1 5/16"-12	36.0	46.0	20.6	23.1
EBMJ-250-20	1 1/4"	1 5/8"-12	37.9	52.3	27.0	24.3
EBMJ-250-24	1 1/2"	1 7/8"-12	43.4	59.2	32.5	27.5
EBMJ-250-32	2"	2 1/2"-12	53.4	77.7	44.3	33.9

JIC FEMALE SWIVEL 45° SPIGOT



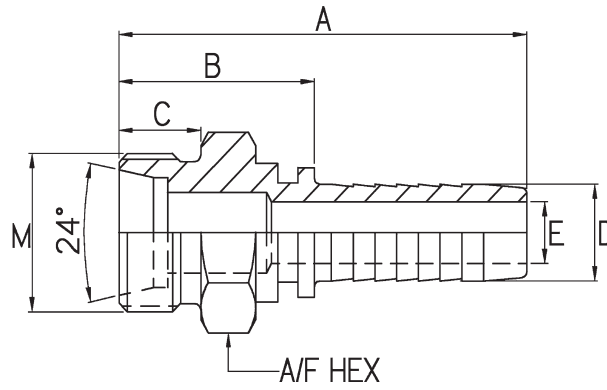
Part No.	Hose Size D	JIC Thread Size UNF	A	B	C	E	A/F HEX	Construction
EFJ-250-04-03	3/16"	7/16"-20	35.0	16.2	3.2	9.7	15.9	Fabricated
EFJ-250-04	1/4"	7/16"-20	35.6	15.5	3.6	9.7	15.9	One Piece
EFJ-250-05-04	1/4"	1/2"-20	36.3	17.3	4.5	9.4	18.0	Fabricated
EFJ-250-05	5/16"	1/2"-20	36.6	17.3	5.6	9.4	18.0	Fabricated
EFJ-250-06-04	1/4"	9/16"-18	36.9	17.8	4.5	9.8	18.0	Fabricated
EFJ-250-06	3/8"	9/16"-18	40.3	19.4	6.8	9.8	18.0	One Piece
EFJ-250-08-06	3/8"	3/4"-18	41.7	20.9	7.2	10.2	23.4	Fabricated
EFJ-250-08	1/2"	3/4"-18	51.2	25.4	9.5	10.2	23.4	One Piece
EFJ-250-10-08	1/2"	7/8"-14	59.7	28.4	9.5	14.0	28.6	One Piece
EFJ-250-10	5/8"	7/8"-14	59.7	28.4	13.1	14.0	28.6	One Piece
EFJ-250-12-10	5/8"	1 1/16"-12	52.4	26.2	13.1	14.6	31.8	Fabricated
EFJ-250-12	3/4"	1 1/16"-12	65.6	35.4	15.1	14.6	31.8	One Piece
EFJ-250-16-12	3/4"	1 5/16"-12	58.6	27.2	15.1	16.6	38.1	Fabricated
EFJ-250-16	1"	1 5/16"-12	82.2	37.1	20.6	16.6	38.1	One Piece
EFJ-250-20	1 1/4"	1 5/8"-12	80.8	29.3	27.0	16.4	50.8	One Piece
EFJ-250-24	1 1/2"	1 7/8"-12	81.9	36.2	32.5	20.7	56.4	Fabricated
EFJ-250-32	2"	2 1/2"-12	95.3	46.4	44.3	21.5	76.2	Fabricated

JIC MALE 45° SPIGOT



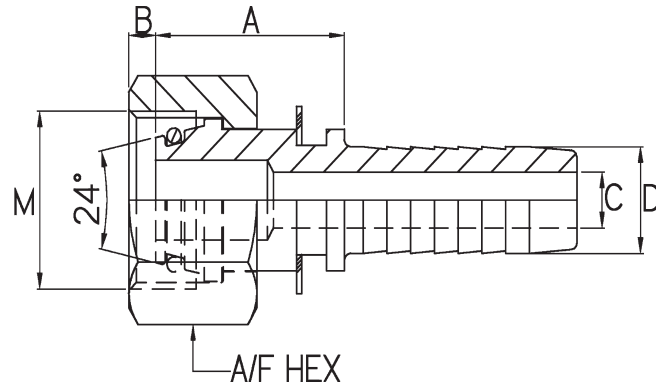
Part No.	Hose Size D	JIC Thread Size UNF	A	B	C	A/F HEX
EFMJ-250-04-03	3/16"	7/16"-20	40.2	21.4	3.2	12.7
EFMJ-250-04	1/4"	7/16"-20	40.4	21.4	4.5	12.7
EFMJ-250-05-04	1/4"	1/2"-20	40.4	21.4	4.5	14.3
EFMJ-250-05	5/16"	1/2"-20	40.7	21.4	5.6	14.3
EFMJ-250-06-04	1/4"	9/16"-18	41.1	22.1	4.5	15.9
EFMJ-250-06	3/8"	9/16"-18	44.8	23.5	7.2	15.9
EFMJ-250-08-06	3/8"	3/4"-16	46.6	25.7	7.2	22.2
EFMJ-250-08	1/2"	3/4"-16	50.7	26.7	9.5	22.2
EFMJ-250-10-08	1/2"	7/8"-14	54.7	30.7	9.5	25.7
EFMJ-250-10	5/8"	7/8"-14	58.3	32.1	13.1	25.7
EFMJ-250-12-10	5/8"	1 1/16"-12	61.8	35.6	13.1	28.6
EFMJ-250-12	3/4"	1 1/16"-12	68.4	37.0	15.1	28.6
EFMJ-250-16-12	3/4"	1 5/16"-12	69.3	37.9	15.1	34.9
EFMJ-250-16	1"	1 5/16"-12	67.3	37.8	20.6	34.9
EFMJ-250-20	1 1/4"	1 5/8"-12	88.6	47.8	27.0	42.9
EFMJ-250-24	1 1/2"	1 7/8"-12	101.7	58.2	32.5	50.8
EFMJ-250-32	2"	2 1/2"-12	116.8	67.9	44.3	69.9

METRIC MALE SPIGOT - LIGHT SERIES



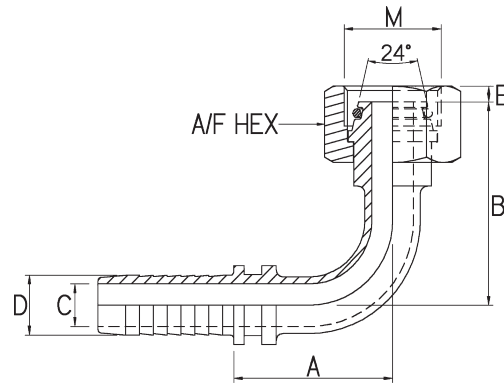
Part No.	Hose Size D	Tube Size mm	Metric Thread Size M	A	B	C	E	A/F HEX
MCSM-250-06L-12-04	1/4"	6	M12 x 1.5	49.8	22.9	10.0	4.5	14.0
MCSM-250-08L-14-04	1/4"	8	M14 x 1.5	50.4	22.9	10.0	4.5	15.9
MCSM-250-10L-16-04	1/4"	10	M16 x 1.5	53.4	25.9	11.0	4.5	17.0
MCSM-250-10L-16-05	5/16"	10	M16 x 1.5	53.7	26.1	11.0	5.6	17.0
MCSM-250-10L-16-06	3/8"	10	M16 x 1.5	57.0	26.1	11.0	7.2	17.0
MCSM-250-12L-18-05	5/16"	12	M18 x 1.5	53.7	26.1	11.0	5.6	19.1
MCSM-250-12L-18-06	3/8"	12	M18 x 1.5	55.7	26.1	11.0	7.2	19.1
MCSM-250-15L-22-06	3/8"	15	M22 x 1.5	62.3	27.1	12.0	7.2	24.0
MCSM-250-15L-22-08	1/2"	15	M22 x 1.5	62.3	30.1	12.0	9.5	24.0
MCSM-250-18L-26-08	1/2"	18	M26 x 1.5	64.2	30.1	12.0	9.5	27.0
MCSM-250-18L-26-10	5/8"	18	M26 x 1.5	61.4	30.1	12.0	13.1	27.0
MCSM-250-22L-30-10	5/8"	22	M30 x 2	65.4	31.9	14.0	13.1	31.8
MCSM-250-22L-30-12	3/4"	22	M30 x 2	72.4	34.2	14.0	15.1	31.8
MCSM-250-28L-36-12	3/4"	28	M36 x 2	74.4	36.2	14.0	15.1	38.1
MCSM-250-28L-36-16	1"	28	M36 x 2	84.6	36.0	14.0	20.6	38.1
MCSM-250-35L-45-16	1"	35	M45 x 2	88.6	42.1	16.0	20.6	46.0
MCSM-250-35L-45-20	1 1/4"	35	M45 x 2	96.3	42.5	16.0	27.0	46.0
MCSM-250-42L-52-20	1 1/4"	42	M52 x 2	97.3	43.5	16.0	27.0	55.0
MCSM-250-42L-52-24	1 1/2"	42	M52 x 2	102.1	45.0	16.0	32.5	55.0

METRIC FEMALE SWIVEL 'OR' SPIGOT - LIGHT SERIES



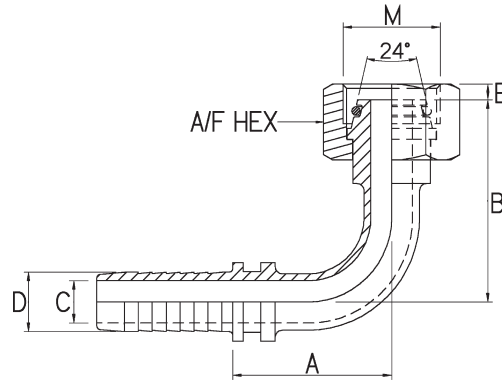
Part No.	Hose Size D	Tube Size mm	Metric Thread Size M	A	B	C	A/F HEX
FSMO-250-06L-12-04	1/4"	6	M12 x 1.5	25.4	2.3	4.5	17.0
FSMO-250-08L-14-04	1/4"	8	M14 x 1.5	23.6	1.7	4.5	17.0
FSMO-250-10L-16-04	1/4"	10	M16 x 1.5	24.2	2.5	4.5	19.0
FSMO-250-10L-16-05	5/16"	10	M16 x 1.5	24.2	2.5	5.6	19.0
FSMO-250-10L-16-06	3/8"	10	M16 x 1.5	25.9	2.5	7.2	19.0
FSMO-250-12L-18-05	5/16"	12	M18 x 1.5	24.6	2.5	5.6	22.2
FSMO-250-12L-18-06	3/8"	12	M18 x 1.5	24.6	2.5	7.2	22.0
FSMO-250-15L-22-06	3/8"	15	M22 x 1.5	25.4	3.3	7.2	27.0
FSMO-250-15L-22-08	1/2"	15	M22 x 1.5	24.8	3.3	9.5	27.0
FSMO-250-18L-26-08	1/2"	18	M26 x 1.5	29.0	3.5	9.5	31.8
FSMO-250-18L-26-10	5/8"	18	M26 x 1.5	29.0	3.5	13.1	31.8
FSMO-250-22L-30-10	5/8"	22	M30 x 2	29.2	4.4	13.1	36.0
FSMO-250-22L-30-12	3/4"	22	M30 x 2	30.7	4.4	15.1	36.0
FSMO-250-28L-36-12	3/4"	28	M36 x 2	31.2	4.4	15.1	41.0
FSMO-250-28L-36-16	1"	28	M36 x 2	33.9	4.4	20.6	41.0
FSMO-250-35L-45-16	1"	35	M45 x 2	36.2	4.8	20.6	50.8
FSMO-250-35L-45-20	1 1/4"	35	M45 x 2	39.0	4.8	27.0	50.8
FSMO-250-42L-52-20	1 1/4"	42	M52 x 2	38.1	4.5	27.0	60.3
FSMO-250-42L-52-24	1 1/2"	42	M52 x 2	38.1	4.5	32.5	60.3

METRIC FEMALE SWIVEL 90° 'OR' SPIGOT - HEAVY SERIES



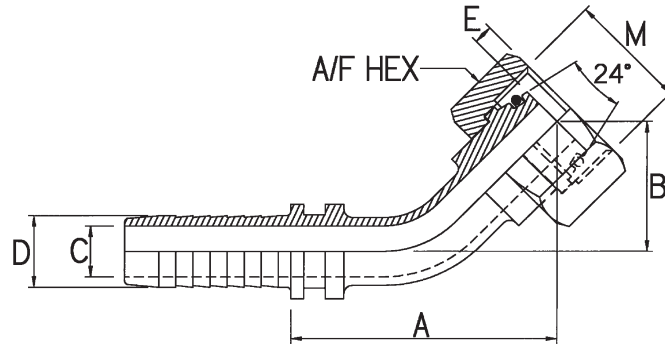
Part No.	Hose Size D	Tube Size mm	Metric Thread Sizes M	A	B	C	E	A/F HEX	Construction
EMO-250-06S-14-04	1/4"	06	M14 x 1.5	25.4	41.8	3.6	3.1	19.0	One Piece
EMO-250-08S-16-04	1/4"	08	M16 x 1.5	24.6	31.1	4.5	3.7	19.0	Fabricated
EMO-250-08S-16-05	5/16"	08	M16 x 1.5	24.9	31.1	5.6	3.7	19.0	Fabricated
EMO-250-08S-18-06	3/8"	08	M18 x 1.5	29.1	45.9	7.2	3.6	20.8	Fabricated
EMO-250-10S-18-04	1/4"	10	M18 x 1.5	24.6	32.2	4.5	3.6	22.0	Fabricated
EMO-250-10S-18-05	5/16"	10	M18 x 1.5	24.9	32.2	5.6	3.6	22.0	Fabricated
EMO-250-10S-18-06	3/8"	10	M18 x 1.5	29.1	50.1	7.2	2.9	22.0	Fabricated
EMO-250-12S-20-06	3/8"	12	M20 x 1.5	32.8	52.3	6.8	3.6	24.0	One Piece
EMO-250-12S-20-08	1/2"	12	M20 x 1.5	35.2	55.7	9.6	3.7	24.0	Fabricated
EMO-250-14S-22-06	3/8"	14	M22 x 1.5	29.1	44.1	7.2	3.5	27.0	Fabricated
EMO-250-14S-22-08	1/2"	14	M22 x 1.5	35.2	48.8	9.6	3.5	27.0	Fabricated
EMO-250-16S-24-08	1/2"	16	M24 x 1.5	45.1	52.0	9.6	3.3	30.0	One Piece
EMO-250-16S-24-10	5/8"	16	M24 x 1.5	40.6	65.3	13.1	3.3	30.0	Fabricated
EMO-250-20S-30-10	5/8"	20	M30 x 2	40.6	59.1	13.1	2.1	36.0	Fabricated
EMO-250-20S-30-12	3/4"	20	M30 x 2	48.2	61.7	15.1	2.1	36.0	Fabricated
EMO-250-25S-36-12	3/4"	25	M36 x 2	48.2	62.9	15.1	3.9	46.0	Fabricated
EMO-250-25S-36-16	1"	25	M36 x 2	46.9	64.8	20.6	3.9	46.0	Fabricated
EMO-250-30S-42-16	1"	30	M45 x 2	46.9	61.4	20.6	5.5	50.8	Fabricated
EMO-250-38S-52-20	1 1/4"	38	M52 x 2	58.6	82.3	27.0	7.9	60.3	Fabricated

METRIC FEMALE SWIVEL 90° 'OR' SPIGOT - LIGHT SERIES



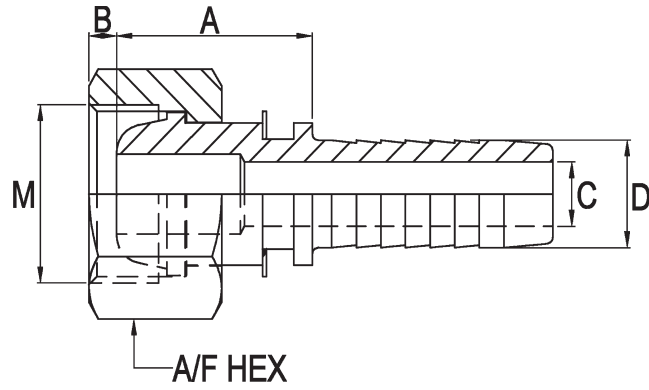
Part No.	Hose Size D	Tube Size mm	Metric Thread Sizes M	A	B	C	E	A/F HEX	Construction
EMO-250-08L-14-04	¼"	08	M14 x 1.5	26.0	40.2	3.6	1.7	17.0	One Piece
EMO-250-10L-16-04	¼"	10	M16 x 1.5	26.0	41.6	3.6	2.5	19.0	One Piece
EMO-250-10L-16-05	⅝"	10	M16 x 1.5	24.9	41.1	5.6	2.5	19.0	Fabricated
EMO-250-12L-18-05	⅝"	12	M18 x 1.5	24.9	42.9	5.6	2.5	22.0	Fabricated
EMO-250-12L-18-06	⅜"	12	M18 x 1.5	33.0	50.0	6.8	2.5	22.0	One Piece
EMO-250-15L-22-06	⅜"	15	M22 x 1.5	29.1	38.9	7.2	3.3	27.0	Fabricated
EMO-250-15L-22-08	½"	15	M22 x 1.5	44.2	64.2	9.6	3.3	27.0	One Piece
EMO-250-18L-26-08	½"	18	M26 x 1.5	35.2	46.0	9.6	3.5	31.8	Fabricated
EMO-250-18L-26-10	⅝"	18	M26 x 1.5	40.6	64.9	13.1	3.5	31.8	Fabricated
EMO-250-22L-30-10	⅝"	22	M30 x 2	40.6	51.3	13.1	4.4	36.0	Fabricated
EMO-250-22L-30-12	¾"	22	M30 x 2	53.8	58.0	15.1	4.4	36.0	One Piece
EMO-250-28L-36-12	¾"	28	M36 x 2	48.2	57.0	15.1	4.4	41.0	Fabricated
EMO-250-28L-36-16	1"	28	M36 x 2	46.9	54.2	20.6	4.4	41.0	Fabricated
EMO-250-35L-45-16	1"	35	M45 x 2	46.9	56.8	20.6	4.8	50.8	Fabricated
EMO-250-35L-45-20	1¼"	35	M45 x 2	58.6	66.3	27.0	4.8	50.8	Fabricated
EMO-250-42L-52-20	1¼"	42	M52 x 2	58.6	68.6	27.0	4.5	60.3	Fabricated
EMO-250-42L-52-24	1½"	42	M52 x 2	68.0	78.1	32.5	4.5	60.3	Fabricated

METRIC FEMALE SWIVEL 45° 'OR' SPIGOT - LIGHT SERIES



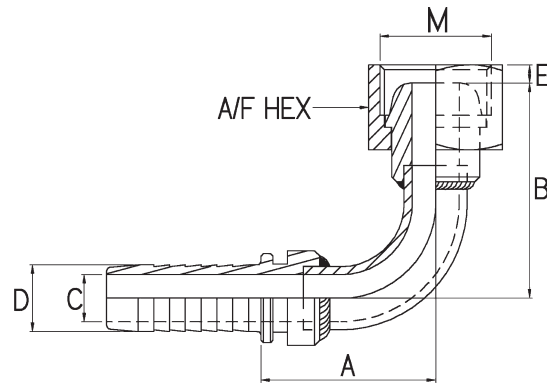
Part No.	Hose Size D	Tube Size mm	Metric Thread Sizes M	A	B	C	E	A/F HEX	Construction
EFMO-250-08L-14-04	¼"	08	M14 x 1.5	43.7	23.6	3.6	1.7	17.0	One Piece
EFMO-250-10L-16-04	¼"	10	M16 x 1.5	47.3	21.3	3.6	2.5	19.0	One Piece
EFMO-250-10L-16-05	⅝"	10	M16 x 1.5	44.4	25.1	5.6	2.5	19.0	Fabricated
EFMO-250-12L-18-05	⅝"	12	M18 x 1.5	45.8	26.5	5.6	2.5	22.0	Fabricated
EFMO-250-12L-18-06	⅜"	12	M18 x 1.5	49.4	26.9	6.8	2.5	22.0	One Piece
EFMO-250-15L-22-06	⅜"	15	M22 x 1.5	42.4	21.6	7.2	3.3	27.0	Fabricated
EFMO-250-15L-22-08	½"	15	M22 x 1.5	60.1	35.2	9.6	3.3	27.0	One Piece
EFMO-250-18L-26-08	½"	18	M26 x 1.5	48.6	24.6	9.6	3.5	31.8	Fabricated
EFMO-250-18L-26-10	⅝"	18	M26 x 1.5	62.1	36.1	13.1	3.5	31.8	Fabricated
EFMO-250-22L-30-10	⅝"	22	M30 x 2	53.1	26.5	13.1	4.4	36.0	Fabricated
EFMO-250-22L-30-12	¾"	22	M30 x 2	67.4	25.2	15.1	4.4	36.0	One Piece
EFMO-250-28L-36-12	¾"	28	M36 x 2	59.0	28.5	15.1	4.4	41.0	Fabricated
EFMO-250-28L-36-16	1"	28	M36 x 2	55.5	26.0	20.6	4.4	41.0	Fabricated
EFMO-250-35L-45-16	1"	35	M45 x 2	57.3	38.0	20.6	4.8	50.8	Fabricated
EFMO-250-35L-45-20	1¼"	35	M45 x 2	78.4	35.7	27.0	4.8	50.8	Fabricated
EFMO-250-42L-52-20	1¼"	42	M52 x 2	78.1	37.3	27.0	4.5	60.3	Fabricated
EFMO-250-42L-52-24	1½"	42	M52 x 2	85.3	39.5	32.5	4.5	60.3	Fabricated

METRIC FEMALE SWIVEL MULTI SEAL SPIGOT - LIGHT SERIES



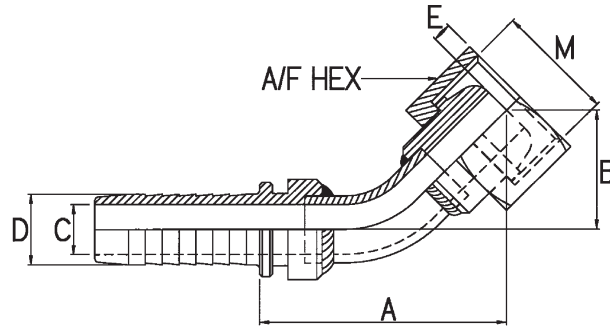
Part No.	Hose Size D	Tube Size mm	Metric Thread Size M	A	B	C	A/F HEX
FSMM-250-06L-12-04	¼"	06	M12 x 1.5	21.0	1.7	4.5	14.0
FSMM-250-08L-14-04	¼"	08	M14 x 1.5	21.0	1.7	4.5	17.0
FSMM-250-08L-14-05	⅝"	08	M14 x 1.5	21.2	1.7	5.6	17.0
FSMM-250-10L-16-04	¼"	10	M16 x 1.5	21.0	2.7	4.5	19.1
FSMM-250-10L-16-05	⅝"	10	M16 x 1.5	21.2	2.7	5.6	19.1
FSMM-250-10L-16-06	⅜"	10	M16 x 1.5	21.2	2.7	7.2	19.1
FSMM-250-12L-18-05	⅝"	12	M18 x 1.5	22.2	2.7	5.6	22.0
FSMM-250-12L-18-06	⅜"	12	M18 x 1.5	22.2	2.7	7.2	22.0
FSMM-250-15L-22-06	⅜"	15	M22 x 1.5	23.7	3.7	7.2	27.0
FSMM-250-15L-22-08	½"	15	M22 x 1.5	24.5	3.7	9.5	27.0
FSMM-250-18L-26-08	½"	18	M26 x 1.5	26.0	4.2	9.5	31.8
FSMM-250-18L-26-10	⅝"	18	M26 x 1.5	26.0	4.2	13.1	31.8
FSMM-250-22L-30-10	⅝"	22	M30 x 2	28.0	5.7	13.1	36.0
FSMM-250-22L-30-12	¾"	22	M30 x 2	29.5	5.7	15.1	36.0
FSMM-250-28L-36-12	¾"	28	M36 x 2	30.5	5.2	15.1	41.0
FSMM-250-28L-36-16	1"	28	M36 x 2	30.9	5.2	20.6	41.0
FSMM-250-35L-45-16	1"	35	M45 x 2	33.9	7.2	20.6	50.8
FSMM-250-35L-45-20	1¼"	35	M45 x 2	34.3	7.2	27.0	50.8
FSMM-250-42L-52-20	1¼"	42	M52 x 2	34.3	7.2	27.0	60.3
FSMM-250-42L-52-24	1½"	42	M52 x 2	34.3	7.2	32.5	60.3

METRIC FEMALE SWIVEL 90° MULTI SEAL SPIGOT - LIGHT SERIES



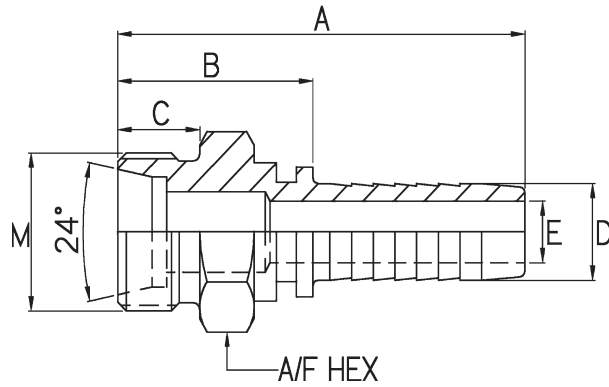
Part No.	Hose Size D	Tube Size mm	Metric Thread Size M	A	B	C	E	A/F HEX
EMM-250-08L-14-04	1/4"	08	M14 x 1.5	24.6	39.7	4.5	1.7	17.0
EMM-250-10L-16-04	1/4"	10	M16 x 1.5	24.6	41.1	4.5	2.7	19.0
EMM-250-10L-16-05	5/16"	10	M16 x 1.5	24.9	41.1	5.6	2.7	19.0
EMM-250-12L-18-05	5/16"	12	M18 x 1.5	24.9	42.9	5.6	2.7	22.0
EMM-250-12L-18-06	3/8"	12	M18 x 1.5	29.1	47.6	7.2	2.7	22.0
EMM-250-15L-22-06	3/8"	15	M22 x 1.5	29.1	38.1	7.2	3.7	27.0
EMM-250-15L-22-08	1/2"	15	M22 x 1.5	35.2	43.8	9.5	3.7	27.0
EMM-250-18L-26-08	1/2"	18	M26 x 1.5	35.2	46.0	9.5	4.2	31.8
EMM-250-18L-26-10	5/8"	18	M26 x 1.5	40.6	64.9	13.1	4.2	31.8
EMM-250-22L-30-10	5/8"	22	M30 x 2	40.6	51.3	13.1	5.7	36.0
EMM-250-22L-30-12	3/4"	22	M30 x 2	48.2	56.1	15.1	5.7	36.0
EMM-250-28L-36-12	3/4"	28	M36 x 2	48.2	57.0	15.1	5.2	41.0
EMM-250-28L-36-16	1"	28	M36 x 2	46.9	54.2	20.6	5.2	41.0
EMM-250-35L-45-16	1"	35	M45 x 2	46.9	56.8	20.6	7.2	50.8
EMM-250-35L-45-20	1 1/4"	35	M45 x 2	58.6	66.3	27.0	7.2	50.8
EMM-250-42L-52-20	1 1/4"	42	M52 x 2	58.6	68.6	27.0	7.2	60.3
EMM-250-42L-52-24	1 1/2"	42	M52 x 2	68.0	78.1	32.5	7.2	60.3

METRIC FEMALE SWIVEL 45° MULTI SEAL SPIGOT - LIGHT SERIES



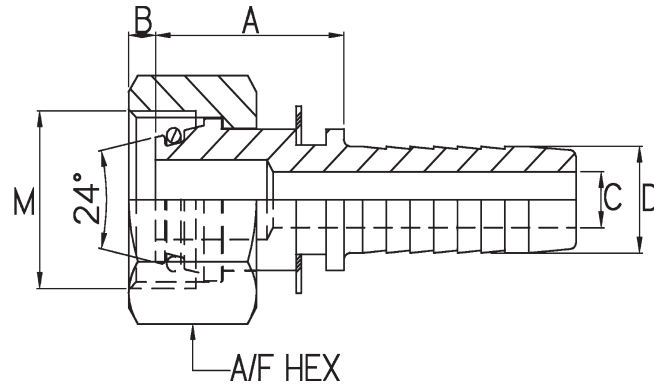
Part No.	Hose Size D	Tube Size mm	Metric Thread Size M	A	B	C	E	A/F HEX
EFMM-250-08L-14-04	1/4"	08	M14 X 1.5	44.4	25.1	4.5	1.7	17.0
EFMM-250-10L-16-04	1/4"	10	M16 X 1.5	44.4	25.1	4.5	2.7	19.0
EFMM-250-10L-16-05	5/16"	10	M16 X 1.5	44.4	25.1	5.6	2.7	19.0
EFMM-250-12L-18-05	5/16"	12	M18 X 1.5	45.8	26.5	5.6	2.7	22.0
EFMM-250-12L-18-06	3/8"	12	M18 X 1.5	48.7	26.5	7.2	2.7	22.0
EFMM-250-15L-22-06	3/8"	15	M22 X 1.5	42.4	21.6	7.2	3.7	27.0
EFMM-250-15L-22-08	1/2"	15	M22 X 1.5	47.1	23.1	9.5	3.7	27.0
EFMM-250-18L-26-08	1/2"	18	M26 X 1.5	48.6	24.6	9.5	4.2	31.8
EFMM-250-18L-26-10	5/8"	18	M26 X 1.5	62.1	36.1	13.1	4.2	31.8
EFMM-250-22L-30-10	5/8"	22	M30 X 2	53.1	26.5	13.1	5.7	36.0
EFMM-250-22L-30-12	3/4"	22	M30 X 2	59.0	28.2	15.1	5.7	36.0
EFMM-250-28L-36-12	3/4"	28	M36 X 2	59.9	28.5	15.1	5.2	41.0
EFMM-250-28L-36-16	1"	28	M36 X 2	55.5	26.0	20.6	5.2	41.0
EFMM-250-35L-45-16	1"	35	M45 X 2	57.3	38.0	20.6	7.2	50.8
EFMM-250-35L-45-20	1 1/4"	35	M45 X 2	76.4	35.7	27.0	7.2	50.8
EFMM-250-42L-52-20	1 1/4"	42	M52 X 2	78.1	37.3	27.0	7.2	60.3
EFMM-250-42L-52-24	1 1/2"	42	M52 X 2	85.3	39.5	32.5	7.2	60.3

METRIC MALE SPIGOT - HEAVY SERIES



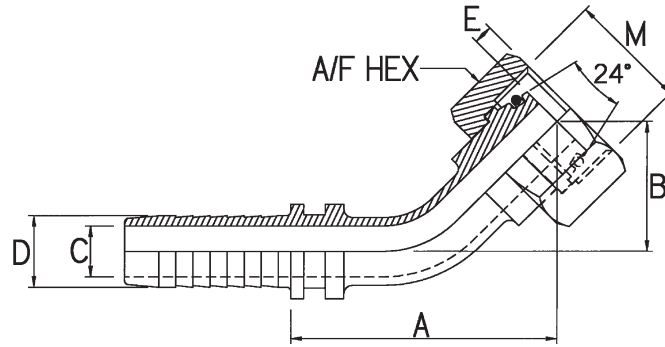
Part No.	Hose Size D	Tube Size mm	Metric Thread Size M	A	B	C	E	A/F HEX
MCSM-250-06S-14-04	1/4"	6	M14 x 1.5	52.4	24.9	12.0	4.5	15.9
MCSM-250-08S-16-04	1/4"	8	M16 x 1.5	54.4	26.9	12.0	4.5	17.0
MCSM-250-08S-16-05	5/16"	8	M16 x 1.5	54.7	27.1	12.0	5.6	17.0
MCSM-250-08S-16-06	3/8"	8	M16 x 1.5	56.7	27.1	12.0	7.2	17.0
MCSM-250-10S-18-04	1/4"	10	M18 x 1.5	54.4	26.9	12.0	4.5	19.1
MCSM-250-10S-18-05	5/16"	10	M18 x 1.5	54.7	27.1	12.0	5.6	19.1
MCSM-250-10S-18-06	3/8"	10	M18 x 1.5	56.7	27.1	12.0	7.2	19.1
MCSM-250-12S-20-06	3/8"	12	M20 x 1.5	56.7	27.1	12.0	7.2	22.0
MCSM-250-12S-20-08	1/2"	12	M20 x 1.5	59.0	27.9	12.0	9.5	22.0
MCSM-250-14S-22-06	3/8"	14	M22 x 1.5	58.7	29.1	14.0	7.2	24.0
MCSM-250-14S-22-08	1/2"	14	M22 x 1.5	61.0	29.9	14.0	9.5	24.0
MCSM-250-16S-24-08	1/2"	16	M24 x 1.5	61.0	29.9	14.0	9.5	24.0
MCSM-250-16S-24-10	5/8"	16	M24 x 1.5	63.4	29.9	14.0	13.1	24.0
MCSM-250-20S-30-10	5/8"	20	M30 x 2	67.4	33.9	16.0	13.1	31.8
MCSM-250-20S-30-12	3/4"	20	M30 x 2	74.4	36.2	16.0	15.1	31.8
MCSM-250-25S-36-12	3/4"	25	M36 x 2	78.4	40.2	18.0	15.1	38.1
MCSM-250-25S-36-16	1"	25	M36 x 2	88.6	42.1	18.0	20.6	38.1
MCSM-250-30S-42-16	1"	30	M42 x 2	92.6	46.1	20.0	20.6	46.0
MCSM-250-38S-52-20	1 1/4"	38	M52 x 2	103.3	49.5	27.0	27.0	55.0

METRIC FEMALE SWIVEL 'OR' SPIGOT - HEAVY SERIES



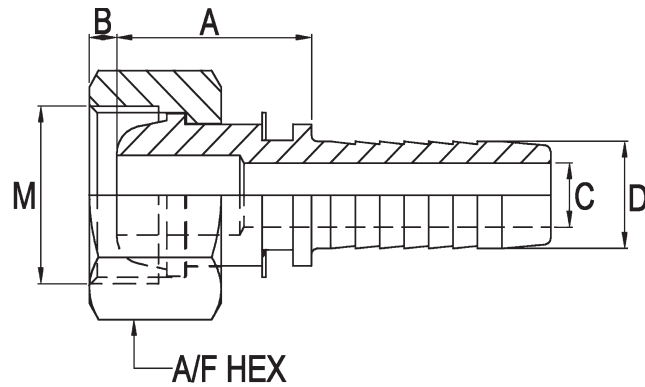
Part No.	Hose Size D	Tube Size mm	Metric Thread Size M	A	B	C	A/F HEX
FSMO-250-06S-14-04	1/4"	06	M14 x 1.5	24.5	3.1	4.5	19.0
FSMO-250-08S-16-04	1/4"	08	M16 x 1.5	25.5	3.7	4.5	19.0
FSMO-250-08S-16-05	5/16"	08	M16 x 1.5	25.7	3.7	5.6	19.0
FSMO-250-08S-16-06	3/8"	08	M16 x 1.5	25.7	3.7	7.2	19.0
FSMO-250-10S-18-04	1/4"	10	M18 x 1.5	25.5	3.6	4.5	22.0
FSMO-250-10S-18-05	5/16"	10	M18 x 1.5	25.7	3.6	5.6	22.0
FSMO-250-10S-18-06	3/8"	10	M18 x 1.5	25.7	3.6	7.2	22.0
FSMO-250-12S-20-06	3/8"	12	M20 x 1.5	25.7	3.6	7.2	24.0
FSMO-250-12S-20-05	5/16"	12	M20 x 1.5	25.7	3.6	5.6	24.0
FSMO-250-14S-22-06	3/8"	14	M22 x 1.5	29.9	3.5	7.2	27.0
FSMO-250-14S-22-08	1/2"	14	M22 x 1.5	30.7	3.5	9.5	27.0
FSMO-250-16S-24-08	1/2"	16	M24 x 1.5	31.3	3.3	9.5	30.0
FSMO-250-20S-30-10	5/8"	20	M30 x 2	37.6	2.1	13.1	36.0
FSMO-250-20S-30-12	3/4"	20	M30 x 2	43.8	2.1	15.1	36.0
FSMO-250-25S-36-12	3/4"	25	M36 x 2	41.3	3.9	15.1	46.0
FSMO-250-25S-36-16	1"	25	M36 x 2	50.1	3.9	20.6	46.0
FSMO-250-30S-42-16	1"	30	M42 x 2	45.1	5.5	20.6	50.8
FSMO-250-38S-52-20	1 1/4"	30	M52 x 2	47.6	7.9	27.0	60.3

METRIC FEMALE SWIVEL 45° 'OR' SPIGOT - HEAVY SERIES



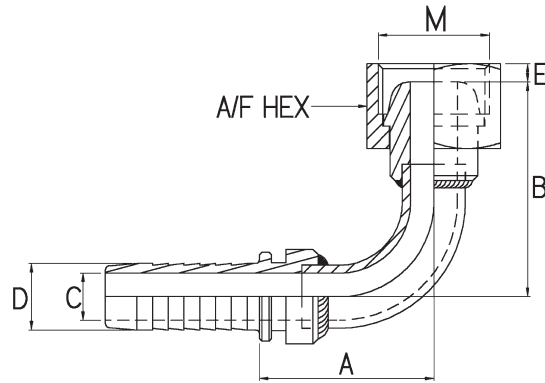
Part No.	Hose Size D	Tube Size mm	Metric Thread Sizes M	A	B	C	E	A/F HEX	Construction
EFMO-250-06S-14-04	¼"	06	M14 x 1.5	43.9	23.4	3.6	3.1	19.0	One Piece
EFMO-250-08S-16-04	¼"	08	M16 x 1.5	37.1	18.1	4.5	3.7	19.0	Fabricated
EFMO-250-08S-16-05	⅝"	08	M16 x 1.5	37.4	18.1	5.6	3.7	19.0	Fabricated
EFMO-250-08S-16-06	⅜"	08	M16 x 1.5	47.4	26.6	7.2	3.6	20.8	Fabricated
EFMO-250-10S-18-04	¼"	10	M18 x 1.5	37.9	18.8	4.5	3.6	22.0	Fabricated
EFMO-250-10S-18-05	⅝"	10	M18 x 1.5	38.2	18.8	5.6	3.6	22.0	Fabricated
EFMO-250-10S-18-06	⅜"	10	M18 x 1.5	50.3	29.5	7.2	2.9	22.0	Fabricated
EFMO-250-12S-20-06	⅜"	12	M20 x 1.5	43.5	18.8	6.8	3.6	24.0	One Piece
EFMO-250-12S-20-08	½"	12	M20 x 1.5	55.6	31.6	9.6	3.7	24.0	Fabricated
EFMO-250-14S-22-06	⅜"	14	M22 x 1.5	46.0	25.3	7.2	3.5	27.0	Fabricated
EFMO-250-14S-22-08	½"	14	M22 x 1.5	50.7	26.7	9.6	3.5	27.0	Fabricated
EFMO-250-16S-24-08	½"	16	M24 x 1.5	56.0	23.9	9.6	3.3	30.0	One Piece
EFMO-250-16S-24-10	⅝"	16	M24 x 1.5	62.6	36.3	13.1	3.3	30.0	Fabricated
EFMO-250-20S-30-10	⅝"	20	M30 x 2	58.2	32.0	13.1	2.1	36.0	Fabricated
EFMO-250-20S-30-12	¾"	20	M30 x 2	63.3	31.8	15.1	2.1	36.0	Fabricated
EFMO-250-25S-36-12	¾"	25	M36 x 2	64.1	32.7	15.1	3.9	46.0	Fabricated
EFMO-250-25S-36-16	1"	25	M36 x 2	63.0	33.5	20.6	3.9	46.0	Fabricated
EFMO-250-30S-42-16	1"	30	M42 x 2	60.6	31.2	20.6	5.5	50.8	Fabricated
EFMO-250-42S-52-20	1¼"	42	M52 x 2	81.0	40.3	27.0	7.9	60.3	Fabricated

METRIC FEMALE SWIVEL MULTI SEAL SPIGOT - HEAVY SERIES



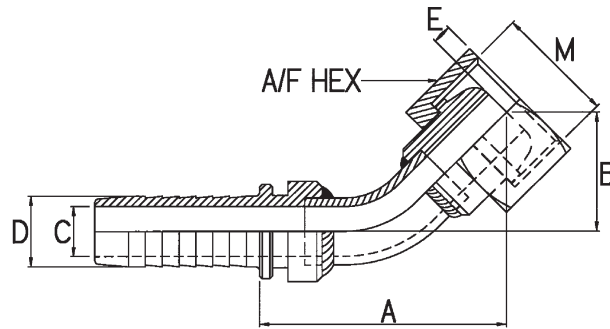
Part No.	Hose Size D	Tube Size mm	Metric Thread Size M	A	B	C	A/F HEX
FSMM-250-06S-14-04	1/4"	06	M14 x 1.5	28.4	3.4	4.5	19.1
FSMM-250-08S-16-04	1/4"	08	M16 x 1.5	23.2	4.0	4.5	19.1
FSMM-250-08S-16-05	5/16"	08	M16 x 1.5	23.4	4.0	5.6	19.1
FSMM-250-08S-16-06	3/8"	08	M16 x 1.5	23.4	4.0	7.2	19.1
FSMM-250-10S-18-04	1/4"	10	M18 x 1.5	23.7	4.0	4.5	22.0
FSMM-250-10S-18-05	5/16"	10	M18 x 1.5	23.9	4.0	5.6	22.0
FSMM-250-10S-18-06	3/8"	10	M18 x 1.5	23.9	4.0	7.2	22.0
FSMM-250-12S-20-06	3/8"	12	M20 x 1.5	24.4	4.0	7.2	24.0
FSMM-250-12S-20-08	1/2"	12	M20 x 1.5	25.2	4.0	9.5	24.0
FSMM-250-14S-22-06	3/8"	14	M22 x 1.5	26.9	6.0	7.2	27.0
FSMM-250-14S-22-08	1/2"	14	M22 x 1.5	27.7	6.0	9.5	27.0
FSMM-250-16S-24-08	1/2"	16	M24 x 1.5	28.0	5.7	9.5	30.0
FSMM-250-16S-24-10	5/8"	16	M24 x 1.5	28.0	5.7	13.1	30.0
FSMM-250-20S-30-10	5/8"	20	M30 x 2	31.5	8.2	13.1	36.0
FSMM-250-20S-30-12	3/4"	20	M30 x 2	33.0	8.2	15.1	36.0
FSMM-250-25S-36-12	3/4"	25	M36 x 2	36.5	9.2	15.1	46.0
FSMM-250-25S-36-16	1"	25	M36 x 2	36.9	9.2	20.6	46.0
FSMM-250-30S-42-16	1"	30	M42 x 2	38.9	10.7	20.6	50.8
FSMM-250-38S-52-20	1 1/4"	30	M52 x 2	42.8	12.7	27.0	60.3

METRIC FEMALE SWIVEL 90° MULTI SEAL SPIGOT - HEAVY SERIES



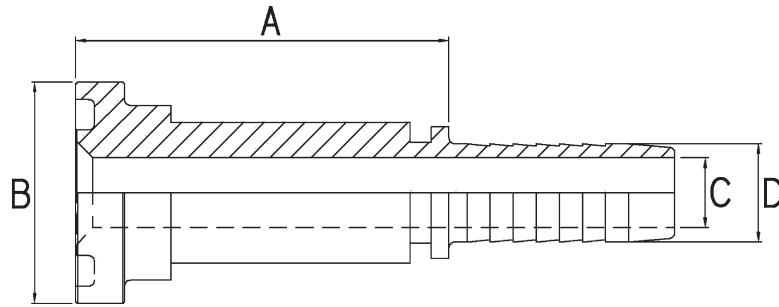
Part No.	Hose Size D	Tube Size mm	Metric Thread Size M	A	B	C	E	A/F HEX
EMM-250-06S-14-04	1/4"	06	M14 x 1.5	24.6	40.8	4.5	3.4	19.0
EMM-250-08S-16-04	1/4"	08	M16 x 1.5	24.6	31.1	4.5	4.0	19.0
EMM-250-08S-16-05	5/16"	08	M16 x 1.5	24.9	31.1	5.6	4.0	19.0
EMM-250-08S-16-06	3/8"	08	M16 x 1.5	29.1	45.9	7.2	4.0	19.0
EMM-250-10S-18-04	1/4"	10	M18 x 1.5	24.6	32.2	4.5	4.0	22.0
EMM-250-10S-18-05	5/16"	10	M18 x 1.5	24.9	32.2	5.6	4.0	22.0
EMM-250-10S-18-06	3/8"	10	M18 x 1.5	29.1	50.1	7.2	4.0	22.0
EMM-250-12S-20-06	3/8"	12	M20 x 1.5	29.1	39.7	7.2	4.0	24.0
EMM-250-12S-20-08	1/2"	12	M20 x 1.5	35.2	55.7	9.5	4.0	24.0
EMM-250-14S-22-06	3/8"	14	M22 x 1.5	29.1	44.1	7.2	6.0	27.0
EMM-250-14S-22-08	1/2"	14	M22 x 1.5	35.2	48.8	9.5	6.0	27.0
EMM-250-16S-24-08	1/2"	16	M24 x 1.5	35.2	49.0	9.5	5.7	30.0
EMM-250-16S-24-10	5/8"	16	M24 x 1.5	40.6	65.3	13.1	5.7	30.0
EMM-250-20S-30-10	5/8"	20	M30 x 2	40.6	59.1	13.1	8.2	36.0
EMM-250-20S-30-12	3/4"	20	M30 x 2	48.2	61.7	15.1	8.2	36.0
EMM-250-25S-36-12	3/4"	25	M36 x 2	48.2	62.9	15.1	9.2	46.0
EMM-250-25S-36-16	1"	25	M36 x 2	46.9	64.8	20.6	9.2	46.0
EMM-250-30S-42-16	1"	30	M42 x 2	46.9	61.4	20.6	10.7	50.8
EMM-250-38S-52-20	1 1/4"	30	M52 x 2	58.6	82.3	27.0	12.7	60.3

METRIC FEMALE SWIVEL 45° MULTI SEAL SPIGOT - HEAVY SERIES



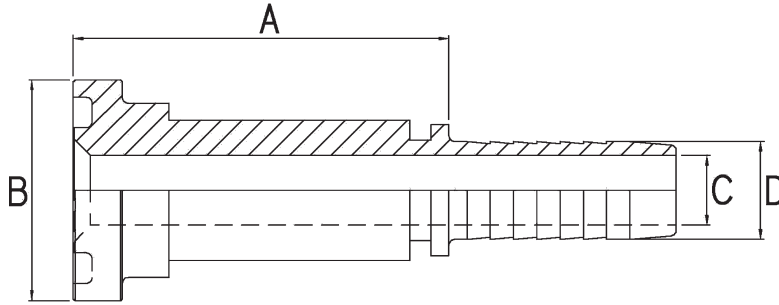
Part No.	Hose Size D	Tube Size mm	Metric Thread Size M	A	B	C	E	A/F HEX
EFMM-250-06S-14-04	1/4"	06	M14 x 1.5	44.0	24.9	4.5	3.4	19.0
EFMM-250-08S-16-04	1/4"	08	M16 x 1.5	37.1	18.1	4.5	4.0	19.0
EFMM-250-08S-16-05	5/16"	08	M16 x 1.5	37.4	18.1	5.6	4.0	19.0
EFMM-250-08S-16-06	3/8"	08	M16 x 1.5	47.4	26.6	7.2	4.0	19.0
EFMM-250-10S-18-04	1/4"	10	M18 x 1.5	37.9	18.8	4.5	4.0	22.0
EFMM-250-10S-18-05	5/16"	10	M18 x 1.5	38.2	18.8	5.6	4.0	22.0
EFMM-250-10S-18-06	3/8"	10	M18 x 1.5	50.3	29.5	7.2	4.0	22.0
EFMM-250-12S-20-06	3/8"	12	M20 x 1.5	43.0	21.2	7.2	4.0	24.0
EFMM-250-12S-20-08	1/2"	12	M20 x 1.5	55.6	31.6	9.5	4.0	24.0
EFMM-250-14S-22-06	3/8"	14	M22 x 1.5	46.0	25.3	7.2	6.0	27.0
EFMM-250-14S-22-08	1/2"	14	M22 x 1.5	50.7	26.7	9.5	6.0	27.0
EFMM-250-16S-24-08	1/2"	16	M24 x 1.5	50.7	26.7	9.5	5.7	30.0
EFMM-250-16S-24-10	5/8"	16	M24 x 1.5	62.6	36.3	13.1	5.7	30.0
EFMM-250-20S-30-10	5/8"	20	M30 x 2	58.2	32.0	13.1	8.2	36.0
EFMM-250-20S-30-12	3/4"	20	M30 x 2	63.3	31.8	15.1	8.2	36.0
EFMM-250-25S-36-12	3/4"	25	M36 x 2	64.1	32.7	15.1	9.2	46.0
EFMM-250-25S-36-16	1"	25	M36 x 2	63.0	33.5	20.6	9.2	46.0
EFMM-250-30S-42-16	1"	30	M42 x 2	60.6	31.2	20.6	10.7	50.8
EFMM-250-38S-52-20	1 1/4"	30	M52 x 2	81.0	40.3	27.0	12.7	60.3

SAE FLANGE HEAD STRAIGHT SPIGOT (3000 lb)



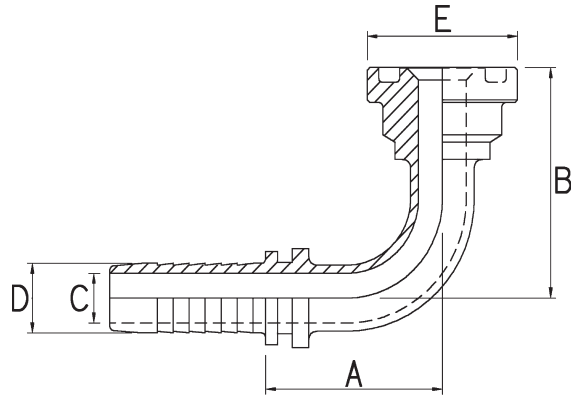
Part No.	Hose Size D	Flange Size	A	B	C
FHS-3-250-08-04	1/4"	1/2"	50.1	30.2	4.5
FHS-3-250-08-05	5/16"	1/2"	50.3	30.2	5.6
FHS-3-250-08-06	3/8"	1/2"	50.3	30.2	7.2
FHS-3-250-08	1/2"	1/2"	51.1	30.2	9.5
FHS-3-250-12-06	3/8"	3/4"	36.1	38.1	7.2
FHS-3-250-12-08	1/2"	3/4"	36.8	38.1	9.5
FHS-3-250-12-10	5/8"	3/4"	46.4	38.1	13.1
FHS-3-250-12	3/4"	3/4"	49.5	38.1	15.1
FHS-3-250-16-10	5/8"	1"	46.6	44.5	13.1
FHS-3-250-16-12	3/4"	1"	63.7	44.5	15.1
FHS-3-250-16	1"	1"	66.4	44.5	20.6
FHS-3-250-20-16	1"	1 1/4"	70.5	50.8	20.6
FHS-3-250-20	1 1/4"	1 1/4"	72.3	50.8	27.0
FHS-3-250-24-20	1 1/4"	1 1/2"	77.2	60.3	27.0
FHS-3-250-24	1 1/2"	1 1/2"	78.8	60.3	32.5
FHS-3-250-32-24	1 1/2"	2"	77.2	71.4	32.5
FHS-3-250-32	2"	2"	77.2	71.4	44.3

SAE FLANGE HEAD STRAIGHT SPIGOT (6000 lb)



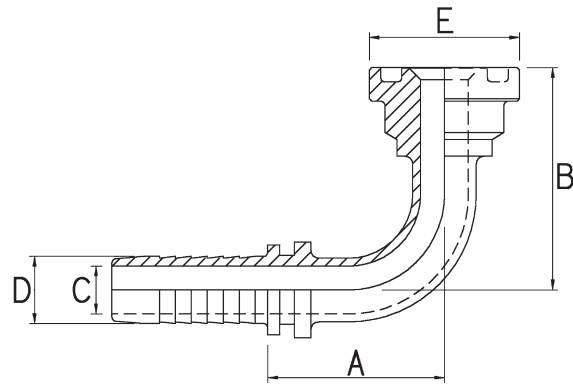
Part No.	Hose Size D	Flange Size	A	B	C
FHS-6-250-08-04	1/4"	1/2"	44.0	31.8	4.5
FHS-6-250-08-05	5/16"	1/2"	44.3	31.8	5.6
FHS-6-250-08-06	3/8"	1/2"	44.3	31.8	7.2
FHS-6-250-08	1/2"	1/2"	55.9	31.8	9.5
FHS-6-250-12-06	3/8"	3/4"	52.2	41.3	7.2
FHS-6-250-12-08	1/2"	3/4"	53.0	41.3	9.5
FHS-6-250-12-10	5/8"	3/4"	53.0	41.3	13.1
FHS-6-250-12	3/4"	3/4"	55.8	41.3	15.1
FHS-6-250-16-10	5/8"	1"	60.2	47.6	13.1
FHS-6-250-16-12	3/4"	1"	61.7	47.6	15.1
FHS-6-250-16	1"	1"	72.1	47.6	20.6
FHS-6-250-20-16	1"	1 1/4"	63.6	54.0	20.6
FHS-6-250-20	1 1/4"	1 1/4"	82.0	54.0	27.0
FHS-6-250-24-20	1 1/4"	1 1/2"	78.2	63.5	27.0
FHS-6-250-24	1 1/2"	1 1/2"	75.6	63.5	32.5
FHS-6-250-32-24	1 1/2"	2"	91.7	79.4	32.5
FHS-6-250-32	2"	2"	96.3	79.4	44.3

SAE FLANGE HEAD 90° SPIGOT (3000 lb)



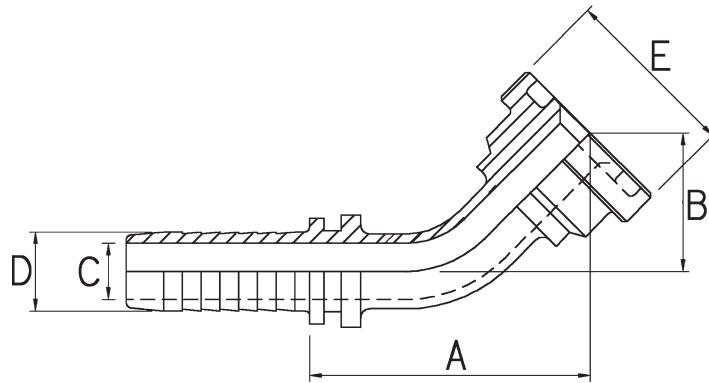
Part No.	Hose Size D	Flange Size SAE. J518	A	B	C	E	Construction
EFH-3-250-08-04	1/4"	1/2"	24.7	33.0	4.5	30.2	Fabricated
EFH-3-250-08-05	5/16"	1/2"	24.9	33.0	5.6	30.2	Fabricated
EFH-3-250-08-06	3/8"	1/2"	35.4	39.4	6.8	30.2	One Piece
EFH-3-250-08	1/2"	1/2"	44.1	47.6	9.5	30.2	One Piece
EFH-3-250-12-06	3/8"	3/4"	29.7	44.4	7.2	38.1	Fabricated
EFH-3-250-12-08	1/2"	3/4"	35.2	47.5	9.5	38.1	Fabricated
EFH-3-250-12-10	5/8"	3/4"	40.1	50.2	13.1	38.1	Fabricated
EFH-3-250-12	3/4"	3/4"	60.0	72.3	15.1	38.1	One Piece
EFH-3-250-16-10	5/8"	1"	40.1	50.5	13.1	44.5	Fabricated
EFH-3-250-16-12	3/4"	1"	48.2	52.6	15.1	44.5	Fabricated
EFH-3-250-16	1"	1"	74.4	77.1	20.6	44.5	One Piece
EFH-3-250-20-16	1"	1 1/4"	46.9	57.2	20.6	50.8	Fabricated
EFH-3-250-20	1 1/4"	1 1/4"	86.0	76.7	27.0	50.8	One Piece
EFH-3-250-24-20	1 1/4"	1 1/2"	56.6	69.9	27.0	60.3	Fabricated
EFH-3-250-24	1 1/2"	1 1/2"	104.0	90.4	32.5	60.3	One Piece
EFH-3-250-32-20	1 1/2"	2"	68.0	92.1	32.5	71.4	Fabricated
EFH-3-250-32	2"	2"	215.0	135.0	44.3	71.4	One Piece

SAE FLANGE HEAD 90° SPIGOT (6000 lb)



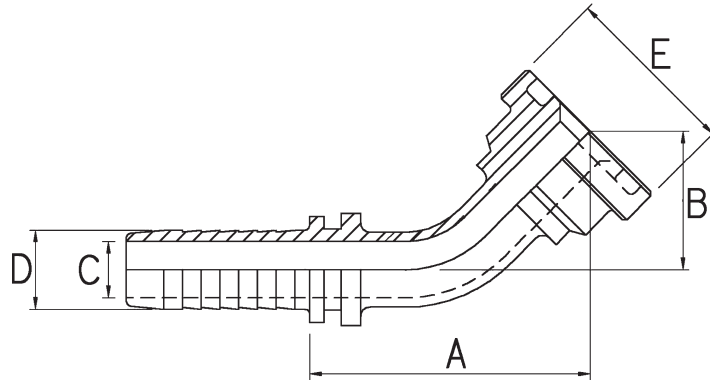
Part No.	Hose Size D	Flange Size SAE. J518	A	B	C	E	Construction
EFH-6-250-08-04	1/4"	1/2"	24.7	37.7	4.5	31.8	Fabricated
EFH-6-250-08-05	5/16"	1/2"	24.9	37.7	5.6	31.8	Fabricated
EFH-6-250-08-06	3/8"	1/2"	29.7	40.7	7.2	31.8	One Piece
EFH-6-250-08	1/2"	1/2"	35.2	40.4	9.5	31.8	One Piece
EFH-6-250-12-06	3/8"	3/4"	29.7	49.0	7.2	41.3	Fabricated
EFH-6-250-12-08	1/2"	3/4"	35.2	52.1	9.5	41.3	Fabricated
EFH-6-250-12-10	5/8"	3/4"	40.1	53.7	13.1	41.3	Fabricated
EFH-6-250-12	3/4"	3/4"	48.2	57.0	15.1	41.3	One Piece
EFH-6-250-16-10	5/8"	1"	40.1	58.6	13.1	47.6	Fabricated
EFH-6-250-16.12	3/4"	1"	48.2	60.2	15.1	47.6	Fabricated
EFH-6-250-16	1"	1"	46.9	60.4	20.6	47.6	One Piece
EFH-6-250-20-16	1"	1 1/4"	46.9	75.7	20.6	54.0	Fabricated
EFH-6-250-20	1 1/4"	1 1/4"	56.6	76.2	27.0	54.0	One Piece
EFH-6-250-24-20	1 1/4"	1 1/2"	56.6	89.2	27.0	63.5	Fabricated
EFH-6-250-24	1 1/2"	1 1/2"	68.0	88.9	32.5	63.5	One Piece
EFH-6-250-32-24	1 1/2"	2"	68.0	114.3	32.5	79.4	Fabricated
EFH-6-250-32	2"	2"	77.5	115.9	44.3	79.4	One Piece

SAE FLANGE HEAD 45° SPIGOT (3000 lb)



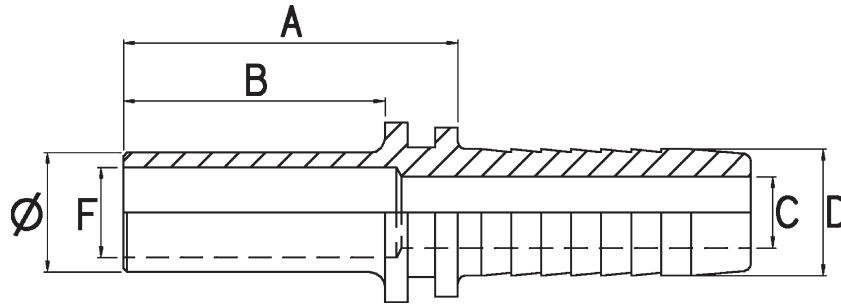
Part No.	Hose Size D	Flange Size SAE. J518	A	B	C	E	Construction
EFFH-3-250-08-04	1/4"	1/2"	38.5	19.4	4.5	30.2	Fabricated
EFFH-3-250-08-05	5/16"	1/2"	38.8	19.4	5.6	30.2	Fabricated
EFFH-3-250-08-06	3/8"	1/2"	45.7	21.5	6.8	30.2	One Piece
EFFH-3-250-08	1/2"	1/2"	52.9	26.2	9.5	30.2	One Piece
EFFH-3-250-12-06	3/8"	3/4"	46.8	25.5	7.2	38.1	Fabricated
EFFH-3-250-12-08	1/2"	3/4"	49.8	25.7	9.5	38.1	Fabricated
EFFH-3-250-12-10	5/8"	3/4"	51.7	25.7	13.1	38.1	Fabricated
EFFH-3-250-12	3/4"	3/4"	76.7	37.4	15.1	38.1	One Piece
EFFH-3-250-16-10	5/8"	1"	51.9	25.8	13.1	44.5	Fabricated
EFFH-3-250-16-12	3/4"	1"	56.8	25.4	15.1	44.5	Fabricated
EFFH-3-250-16	1"	1"	85.2	41.3	20.6	44.5	One Piece
EFFH-3-250-20-16	1"	1 1/4"	57.6	28.1	20.6	50.8	Fabricated
EFFH-3-250-20	1 1/4"	1 1/4"	106.0	42.4	27.0	50.8	One Piece
EFFH-3-250-24-20	1 1/4"	1 1/2"	78.9	38.2	27.0	60.3	Fabricated
EFFH-3-250-24	1 1/2"	1 1/2"	127.4	47.8	32.5	60.3	One Piece
EFFH-3-250-32-24	1 1/2"	2"	95.1	49.4	32.5	71.4	Fabricated
EFFH-3-250-32	2"	2"	175.0	70.0	44.3	71.4	One Piece

SAE FLANGE HEAD 45° SPIGOT (6000 lb)



Part No.	Hose Size D	Flange Size SAE. J518	A	B	C	E	Construction
EFFH-6-250-08-04	1/4"	1/2"	41.7	22.7	4.5	31.8	Fabricated
EFFH-6-250-08-05	5/16"	1/2"	42.0	22.7	5.6	31.8	Fabricated
EFFH-6-250-08-06	3/8"	1/2"	43.6	22.9	7.2	31.8	One Piece
EFFH-6-250-08	1/2"	1/2"	44.8	20.7	9.5	31.8	One Piece
EFFH-6-250-12-06	3/8"	3/4"	49.5	28.8	7.2	41.3	Fabricated
EFFH-6-250-12-08	1/2"	3/4"	53.1	29.0	9.5	41.3	Fabricated
EFFH-6-250-12-10	5/8"	3/4"	54.3	28.2	13.1	41.3	Fabricated
EFFH-6-250-12	3/4"	3/4"	59.9	28.5	15.1	41.3	One Piece
EFFH-6-250-16-10	5/8"	1"	57.7	31.6	13.1	47.6	Fabricated
EFFH-6-250-16-12	3/4"	1"	62.2	30.8	15.1	47.6	Fabricated
EFFH-6-250-16	1"	1"	59.9	30.4	20.6	47.6	One Piece
EFFH-6-250-20-16	1"	1 1/4"	70.7	41.2	20.6	54.0	Fabricated
EFFH-6-250-20	1 1/4"	1 1/4"	83.6	42.7	27.0	54.0	One Piece
EFFH-6-250-24-20	1 1/4"	1 1/2"	92.6	51.8	27.0	63.5	Fabricated
EFFH-6-250-24	1 1/2"	1 1/2"	92.9	47.2	32.5	63.5	One Piece
EFFH-6-250-32-24	1 1/2"	2"	110.9	65.2	32.5	79.4	Fabricated
EFFH-6-250-32	2"	2"	110.2	61.3	44.3	79.4	One Piece

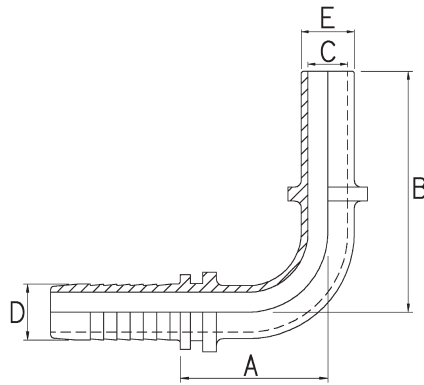
STRAIGHT SPIGOT STANDPIPE



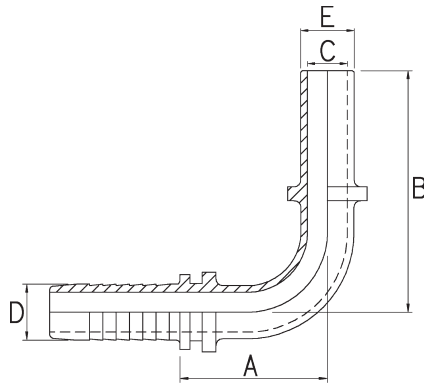
Part No.	Hose Size D	Standpipe Ø	A	B	C	F
SP-250-04-03	3/16"	1/4"	34.5	27.8	3.2	3.2
SP-250-04	1/4"	1/4"	34.5	27.8	4.5	3.2
SP-250-06-03	3/16"	3/8"	34.8	27.8	4.5	6.0
SP-250-06	3/8"	3/8"	34.8	27.8	7.2	6.0
SP-250-08-06	3/8"	1/2"	35.5	27.8	7.2	9.5
SP-250-08	1/2"	1/2"	35.5	27.8	9.5	9.5
SP-250-12	3/4"	3/4"	41.8	31.8	15.1	14.3
SP-250-16	1"	1"	50.0	38.1	20.6	19.1
SP-250-20	1 1/4"	1 1/4"	50.4	38.1	27.0	27.0
SP-250-24	1 1/2"	1 1/2"	58.3	44.5	32.5	31.8

Part No.	Hose Size D	Standpipe Ø	A	B	C	F
SPM-250-06-04	1/4"	6mm	34.5	27.8	4.5	3.2
SPM-250-08-04	1/4"	8mm	34.5	27.8	4.5	5.0
SPM-250-08-05	5/16"	8mm	34.8	27.8	5.6	5.0
SPM-250-08-06	3/8"	8mm	34.8	27.8	7.2	5.0
SPM-250-10-04	1/4"	10mm	34.5	27.8	4.5	7.0
SPM-250-10-05	5/16"	10mm	34.8	27.8	5.6	7.0
SPM-250-10-06	3/8"	10mm	34.8	27.8	7.2	7.0
SPM-250-12-04	1/4"	12mm	34.5	27.8	4.5	8.7
SPM-250-12-06	3/8"	12mm	35.3	27.8	7.2	8.7
SPM-250-12-08	1/2"	12mm	35.5	27.8	9.5	8.7
SPM-250-14-08	1/2"	14mm	39.5	31.8	9.5	9.5
SPM-250-15-08	1/2"	15mm	39.5	31.8	9.5	9.5
SPM-250-16-08	1/2"	16mm	39.5	31.8	9.5	9.5
SPM-250-18-08	1/2"	18mm	39.5	31.8	9.5	12.0
SPM-250-18-10	5/8"	18mm	39.5	31.8	13.1	12.0
SPM-250-20-10	5/8"	20mm	39.5	31.8	13.1	12.7
SPM-250-20-12	3/4"	20mm	41.8	31.8	15.1	12.7
SPM-250-22-12	3/4"	22mm	41.8	31.8	15.1	15.9
SPM-250-25-12	3/4"	25mm	48.1	38.1	15.1	18.3
SPM-250-25-16	1"	25mm	50.0	38.1	20.6	18.3
SPM-250-28-16	1"	28mm	50.0	38.1	20.6	20.6
SPM-250-30-16	1"	30mm	50.0	38.1	20.6	20.6
SPM-250-35-20	1 1/4"	35mm	50.4	38.1	27.0	27.0
SPM-250-38-20	1 1/4"	38mm	50.4	38.1	27.0	28.6

90° SWEPT SPIGOT STANDPIPE

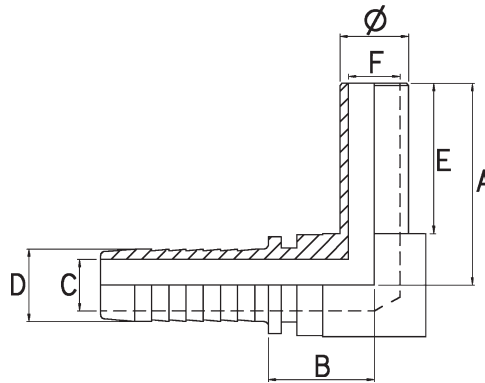


Part No.	Hose Size D	Standpipe Size E	A	B	C	F	Construction
ESP-250-04	1/4"	1/4"	24.3	49.5	3.6	27.8	One Piece
ESP-250-06	3/8"	3/8"	29.7	52.9	6.0	27.8	Fabricated
ESP-250-08-06	3/8"	1/2"	29.7	52.9	9.5	27.8	Fabricated
ESP-250-08	1/2"	1/2"	42.2	65.1	9.5	27.8	One Piece
ESP-250-12	3/4"	3/4"	52.1	71.2	12.7	31.8	One Piece
ESP-250-16	1"	1"	46.6	76.2	19.1	38.1	Fabricated

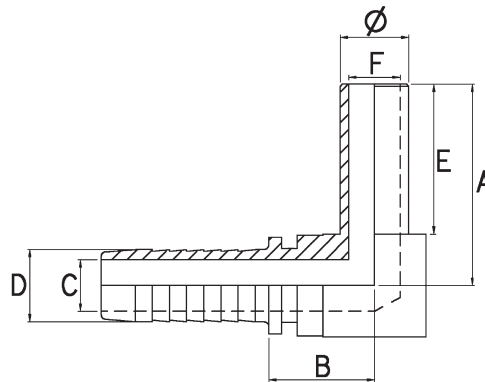


Part No.	Hose Size D	Standpipe Size E	A	B	C	F	Construction
ESPM-250-06-04	1/4"	6mm	23.9	50.0	3.6	27.8	One Piece
ESPM-250-08-04	1/4"	8mm	23.9	50.0	3.6	27.8	One Piece
ESPM-250-08-05	5/16"	8mm	24.9	48.2	4.5	27.8	Fabricated
ESPM-250-10-06	3/8"	10mm	31.2	55.8	6.8	27.8	One Piece
ESPM-250-12-06	3/8"	12mm	33.6	55.8	8.0	27.8	One Piece
ESPM-250-12-08	1/2"	12mm	35.2	57.7	8.7	27.8	Fabricated
ESPM-250-14-08	1/2"	14mm	35.2	61.7	9.0	31.8	Fabricated
ESPM-250-15-08	1/2"	15mm	46.1	66.4	9.5	31.8	One Piece
ESPM-250-16-08	1/2"	16mm	46.1	66.4	9.5	31.8	One Piece
ESPM-250-14-10	5/8"	14mm	40.1	66.4	9.0	31.8	Fabricated
ESPM-250-16-10	5/8"	16mm	40.1	66.4	11.1	31.8	Fabricated
ESPM-250-20-10	5/8"	20mm	50.3	76.2	13.1	31.8	One Piece
ESPM-250-16-12	3/4"	16mm	48.2	71.2	11.1	31.8	Fabricated
ESPM-250-20-12	3/4"	20mm	48.2	72.5	14.0	31.8	Fabricated
ESPM-250-25-16	1"	25mm	46.6	76.2	21.0	38.1	Fabricated

90° BLOCK SPIGOT STANDPIPE

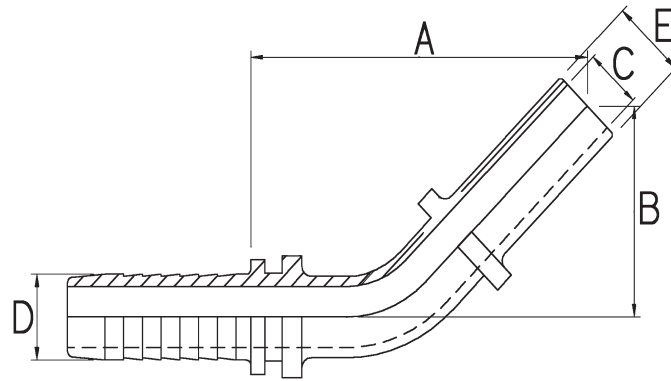


Part No.	Hose Size D	Standpipe Ø	A	B	C	E	F
EBSP-250-04	1/4"	1/4"	36.0	15.4	4.5	27.8	3.2
EBSP-250-06	3/8"	3/8"	36.0	17.3	7.2	27.8	6.0
EBSP-250-08-06	3/8"	1/2"	43.0	19.6	7.2	27.8	9.5
EBSP-250-08	1/2"	1/2"	43.0	19.6	9.5	27.8	9.5
EBSP-250-12	3/4"	3/4"	49.2	25.9	15.1	31.8	14.3
EBSP-250-16	1"	1"	58.7	29.5	20.6	38.1	19.1

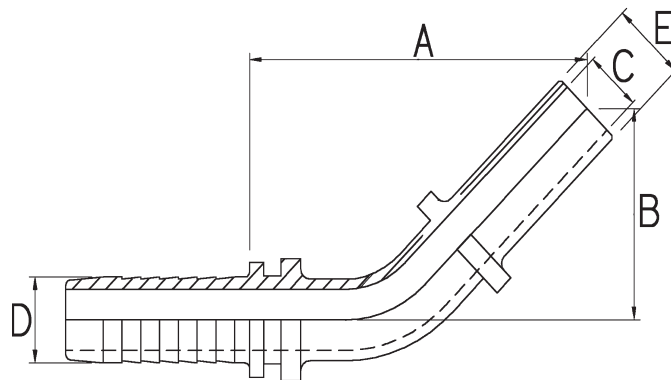


Part No.	Hose Size D	Standpipe Ø	A	B	C	E	F
EBSPM-250-06-04	1/4"	6mm	36.0	15.4	4.5	27.8	3.2
EBSPM-250-08-04	1/4"	8mm	36.0	17.3	4.5	27.8	5.0
EBSPM-250-08-05	5/16"	8mm	37.5	17.3	5.6	27.8	5.0
EBSPM-250-10-06	3/8"	10mm	37.5	17.3	7.2	27.8	7.0
EBSPM-250-12-06	3/8"	12mm	37.5	19.6	7.2	27.8	8.7
EBSPM-250-12-08	1/2"	12mm	43.0	19.6	9.5	27.8	8.7
EBSPM-250-14-08	1/2"	14mm	43.0	19.6	9.5	31.8	9.5
EBSPM-250-14-10	5/8"	14mm	49.2	19.6	13.1	31.8	9.5
EBSPM-250-16-12	3/4"	16mm	49.2	25.8	15.1	31.8	9.5
EBSPM-250-20-12	3/4"	20mm	49.2	25.8	15.1	31.8	12.7
EBSPM-250-25-16	1"	25mm	58.7	29.5	20.6	38.1	18.3

45° SWEEP SPIGOT STANDPIPE



Part No.	Hose Size D	Standpipe Size E	A	B	C	F	Construction
EFSP-250-04	1/4"	1/4"	49.2	30.1	3.2	27.8	Fabricated
EFSP-250-06	3/8"	3/8"	52.8	31.5	6.0	27.8	Fabricated
EFSP-250-08-06	3/8"	1/2"	52.8	31.5	9.5	27.8	Fabricated
EFSP-250-08	1/2"	1/2"	62.3	32.0	9.5	27.8	One Piece
EFSP-250-12	3/4"	3/4"	75.7	38.3	12.7	31.8	One Piece
EFSP-250-16	1"	1"	71.0	41.6	19.1	38.1	Fabricated



Part No.	Hose Size D	Standpipe Size E	A	B	C	F	Construction
EFSPM-250-06-04	1/4"	6mm	47.6	28.6	3.6	27.8	One Piece
EFSPM-250-08-04	1/4"	8mm	49.2	30.1	4.5	27.8	Fabricated
EFSPM-250-08-05	5/16"	8mm	49.4	30.1	4.5	27.8	Fabricated
EFSPM-250-10-06	3/8"	10mm	52.8	31.5	7.1	27.8	Fabricated
EFSPM-250-12-06	3/8"	12mm	53.2	30.6	8.0	27.8	One Piece
EFSPM-250-12-08	1/2"	12mm	56.9	32.9	8.7	27.8	Fabricated
EFSPM-250-14-08	1/2"	14mm	56.9	35.7	9.0	31.8	Fabricated
EFSPM-250-15-08	1/2"	15mm	63.3	31.2	9.5	31.8	One Piece
EFSPM-250-16-08	1/2"	16mm	63.3	31.2	9.5	31.8	One Piece
EFSPM-250-14-10	5/8"	14mm	63.3	37.1	9.0	31.8	Fabricated
EFSPM-250-16-10	5/8"	16mm	63.3	37.1	11.1	31.8	Fabricated
EFSPM-250-18-10	5/8"	18mm	73.6	40.0	12.0	31.8	One Piece
EFSPM-250-20-10	5/8"	20mm	73.6	40.0	13.1	31.8	One Piece
EFSPM-250-16-12	3/4"	16mm	69.9	38.5	11.1	31.8	Fabricated
EFSPM-250-20-12	3/4"	20mm	71.1	39.7	14.0	31.8	Fabricated
EFSPM-250-25-16	1"	25mm	71.0	41.6	21.0	38.1	Fabricated



***Custom
Fittings***



Rawfolds Way, Spen Valley Industrial Park, Bradford
Road, Cleckheaton,
West Yorkshire BD19 5LJ, England

Telephone: (01274) 852066

Telefax: (01274) 852029

E-mail: sales@customfittings.com Internet: www.customfittings.com