

Project Name:	Fixture Schedule:	Product Number:	Notes:
---------------	-------------------	-----------------	--------

320° Light Distribution



Product Series:	TUBULARCH SPEC GRADE
Lamp Type:	LED smarU6 Dual Mode Type A+B
Base Type:	G13 Medium Bi-Pin
Wattage Equivalent:	FB32T8
CCT Options:	3000K 3500K 4100K 5000K
Operating Temperature:	-4°F to 113°F
Regulatory:	UL Damp Location
QPL Rebate:	DLC Standard
Warranty¹:	7 Years 50,000 Hours



KEY FEATURES

- ✓ Full Length Lens With 320° Light Distribution
- ✓ Uniform, End To End Light Output W/ Zero Pixelation
- ✓ smarT8: Compatible To Ballast (UL-A) And Bypass (UL-B)
- ✓ Bypass (UL-B) May Be Single-Ended Or Doubled-Ended
- ✓ Compatible to shunted and/or non-shunted lamp holders
- ✓ Dimmable When Used With Compatible Dimming Ballast
- ✓ Suitable For Enclosed, Dry And Damp Locations
- ✓ All Glass Construction w/ PET Coating for ETL Sanitization Listing (per NSF Standards)

PERFORMANCE SUMMARY

MODELS	LENGTH	WATT LUMEN	CCT OPTION: [xx]	REGULATORY & QPL LISTING	WARRANTY	CARTON QTY
LU6F15xxU5	4FT	15W 2100LM	30-35-40-5000K	UL DLC	7 Years - 50,000Hrs	25

ORDERING GUIDE

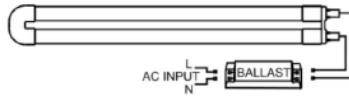

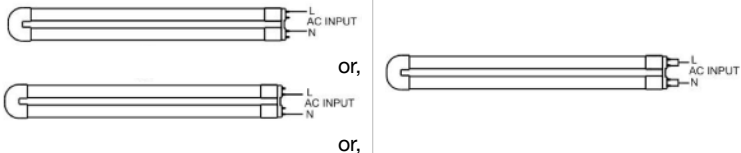
MODEL NUMBERS	FAMILY	LAMP TYPE	WATTAGE	CCT	OPERATION
U6					
LU6F1530U5 LU6F1535U5 LU6F1541U5 LU6F1550U5	LU U-Bend Tube	6F U6 Frosted	15 15W	30 3000K 35 3500K 41 4100K 50 5000K	U5 Universal A+B



PERFORMANCE SPECIFICATIONS

MODEL NUMBERS	DLC PRODUCT ID	BARE LAMP (UL-B) SYSTEM (UL-A) (W)	LUMEN	EFFICACY	CCT	CRI	PF	INPUT VOLTAGE
U6								
LU6F1530U5 LU6F1535U5 LU6F1541U5 LU6F1550U5	PLI43EKJCABD PLRODQ3J3R05 PL7BYPJ124BW PLKAKJJ8GG7X	15W 16.5W	2091LM 1950LM 1950LM 1950LM	120LM/W 118LM/W 118LM/W 118LM/W	3000K 3500K 4100K 5000K	≥83	≥0.90	120-277V 50/60Hz

INSTALLATION METHODS

INSTALLATION TYPE	CONFIGURATION DIAGRAM
<p>Ballast Compatible (UL-A)</p> <p>Make sure the ballast is on the compatible list. If the ballast you intend on using is not on the list, you may choose to use ballast bypass mode shown below.</p>	
<p>Bypass Single-Ended (UL-B)</p> <p>Make sure to use non-shunted lampholder for use to connect to the powered end.</p>	
<p>Bypass Double-Ended (UL-B)</p> <p>May be wired as bi-pin powered or single-pin powered as shown in the configuration diagram to the right.</p>	

BALLAST COMPATIBILITY LIST

BRAND	MODEL	BALLAST TYPE
GE	GE132MAX-G-347	Instant Start
GE	GE-132-MV-N	Instant Start
GE	GE132MVPS-H	Program Start
GE	GE240PS-MV-N	Program Start
GE	GE232-120RES-B	Instant Start
GE	GE259MAX-G-N	Instant Start
GE	GE232-MV-N	Instant Start
GE	GE232MAX-G-N	Instant Start
GE	GE232MAX-G-N-DIYB	Instant Start
GE	GE259MAX-G-N-DIYB	Instant Start
GE	GE332MAX-G-N-DIYB	Instant Start



BRAND	MODEL	BALLAST TYPE
GE	GE332MAX-G-H	Instant Start
GE	GE432MAXP347-N	Instant Start
GE	GE432MAX-G-N	Instant Start
GE	GE432MAXG-N-DIYL	Instant Start
PHILIPS ADVANCE	REZ-2S32-SC	Program Start
PHILIPS ADVANCE	ICN-2P32-N	Instant Start
PHILIPS ADVANCE	IOPA-2P32-LW-N	Instant Start
PHILIPS ADVANCE	IOP-2PSP32-LW-N	Program Start
PHILIPS ADVANCE	IOPA-2P32-N	Instant Start
PHILIPS ADVANCE	IOP-2P32-HL-N	Instant Start
PHILIPS ADVANCE	IOP-2PSP32-N	Program Start
PHILIPS ADVANCE	IOPA-3P32-N	Instant Start
PHILIPS ADVANCE	IOPA-4P32-N	Instant Start
PHILIPS ADVANCE	ICN-4P32-N	Instant Start
PHILIPS ADVANCE	REB-4P32-SC	Instant Start
PHILIPS ADVANCE	VEL-4P32-SC	Instant Start
OSRAM SYLVANIA	QTP 2X32T8/UNV ISN-SC	Instant Start
OSRAM SYLVANIA	QHE 2X32T8/UNV ISN-SC	Instant Start
OSRAM SYLVANIA	QHE 2X32T8/UNV PSN-MC	Program Start
OSRAM SYLVANIA	QTP 3X32T8/UNV ISN-SC	Instant Start
OSRAM SYLVANIA	QHE 3XLED32T8/UNV ISN-SC	Instant Start
OSRAM SYLVANIA	QHE 3X32T8/UNV ISH HT-SC	Instant Start
OSRAM SYLVANIA	QHE 3X32T8/UNV PSN-SC	Program Start
OSRAM SYLVANIA	QHE 4XLED32T8/UNV ISN-SC	Instant Start
OSRAM SYLVANIA	QHE 4X32T8/UNV ISN-SC	Instant Start
OSRAM SYLVANIA	QTP 4X32T8/UNV ISN-SC	Instant Start
UNIVERSAL	B232IUNVHP-N	Instant Start
UNIVERSAL	B232PUNVHE-B	Program Start
UNIVERSAL	B232IUNVHEH-A	Instant Start
UNIVERSAL	B332IUNVHE-A	Instant Start
UNIVERSAL	B332IUNVHP-A	Instant Start
UNIVERSAL	B332IUNVEL-A	Instant Start
UNIVERSAL	B432PUNVHE-A	Program Start
UNIVERSAL	B432IUNVHE-A (A0001)	Instant Start
UNIVERSAL	B432IUNVHE-A (51376510-D)	Instant Start



BRAND	MODEL	BALLAST TYPE
UNIVERSAL	B432IUNVHE-A (1418CU4101B)	Instant Start
ESPEN	VE2P32MVHIPE 11068	Instant Start
ESPEN	VE2P32MVHIPHE 11069	Instant Start
ESPEN	VE2P32MVHPPE 11080	Program Start
ESPEN	VE3P32MVHIPE 11070	Instant Start
ESPEN	VE4P32MVHPPE 11086	Program Start
ESPEN	VE4P32MVHIPE 11072	Instant Start
ESPEN	VE4P32MVHIPHE 11073	Instant Start
ESPEN	VE432120MIP	Instant Start
HOWARD INDUSTRIES	EP2/32IS/MV/MC/HE	Instant Start
HOWARD INDUSTRIES	EPL2/32IS/MV/MC/HE	Instant Start
HOWARD INDUSTRIES	EPH4/32IS/MV/SC/HE	Instant Start
KEYSTONE	KTEB-232-UV-IS-N-P	Instant Start
KEYSTONE	KTEB-332-UV-IS-N-P	Instant Start
KEYSTONE	KTEB-432-UV-IS-N-P	Instant Start
EIKO	PM-2X32T8-UNV-IS	Instant Start
EIKO	PM-3X32T8-UNV-IS-H	Instant Start
EIKO	PM-4X32T8-UNV-IS	Instant Start
HALCO	EP232IS/MV/HE	Instant Start
HALCO	EP432IS/MV/MC/HE	Instant Start
HALCO	EP432ISUNVE	Instant Start
DAMAR	1688B	Instant Start
DAMAR	1688D	Instant Start
DAMAR	3654C	Instant Start
PLUSRITE	BAF232IS/MV	Instant Start
PLUSRITE	BAF332IS/MV	Instant Start
ACT	3P32ISUNVE	Instant Start
ACT	4P32ISUNVE	Program Start
ULTRASAVE	UT232347	Instant Start
ROBERTSON	ISL432T8HEMV 3P20160	Instant Start



WARRANTY



7 Year



50,000 Hours

The lesser of 7-Years after shipment by Seller, or 50,000-Hours of use.

This product line may be eligible for extended 10-Years warranty with an additional fee. Contact ARCHIPELAGO for additional details.

ARCHIPELAGO will not under any circumstances whether as a result of breach of contract, breach of warranty, tort, strict liability or otherwise be liable for consequential, incidental, special or exemplary damages including but not limited to, loss of profits or revenues, loss of use of the above product or any other goods or associated equipment or damage to any associated equipment, cost of capital, cost of substituted products, facilities of services, downtime cost, or claims of claimant's customers.

For a complete documentation of ARCHIPELAGO Lighting, Inc. warranty and limitation of liability, please refer to www.archipelagolighting.com.

QUESTIONS?

HEADQUARTERED:

4615 State Street,
Montclair, CA 91763

USA PRODUCTION FACILITY:

7345 Sycamore Canyon Blvd,
Riverside, CA 92508

www.archipelagolighting.com
sales@archipelagolighting.com

