


Project Name:	Fixture Schedule:	Product Number:	Notes:
---------------	-------------------	-----------------	--------



<b>Product Series:</b>	TUBULARARCH   SPEC GRADE
<b>Lamp Type:</b>	LED T8 Single & Double-Ended   Type B
<b>Base Type:</b>	G13 Bi-Pin   Use both shunted and non-shunted
<b>Wattage Equivalent:</b>	17W (2FT)   25W (3FT)   32W (4FT)   59W (8FT)
<b>CCT Options:</b>	3000K   3500K   4100K   5000K
<b>Operating Temperature:</b>	-4°F to 113°F
<b>Regulatory:</b>	UL Damp Location
<b>QPL Rebate:</b>	DLC Standard
<b>Warranty<sup>1</sup>:</b>	7 Years   50,000 Hours



### KEY FEATURES

- ✓ Full Length Glass Lens With 320° Light Distribution
- ✓ Instant-ON w/ No Visible Flicker
- ✓ Uniform, End To End Light Output W/ Zero Pixelation
- ✓ Universal Input Voltage: 120–277V
- ✓ Simple Ballast Bypass, Easy Retrofit for Common Fluorescent Fixtures
- ✓ Suitable For Enclosed, Dry And Damp Locations
- ✓ Bypass (UL-B) May Be Single-Ended Or Doubled-Ended
- ✓ All Glass Construction

### PERFORMANCE SUMMARY

MODELS	LENGTH	BARE WATT   LUMEN*	CCT [xx]	LISTING	WARRANTY	CTN QTY
LT8F410xxDE5	4FT	10W   1900LM	30-35-41-5000K	UL   DLC	7 Years - 50,000Hrs	25
LT8F412xxDE5	4FT	12W   1800LM	30-35-41-5000K	UL   DLC	7 Years - 50,000Hrs	25
LT8F415xxDE5	4FT	15W   2000LM	30-35-41-5000K	UL   DLC	7 Years - 50,000Hrs	25
LT8F418xxDE5	4FT	18W   2300LM	30-35-41-5000K	UL   DLC	7 Years - 50,000Hrs	25
LT8F842xxDE5	8FT	42W   5550LM	30-35-41-5000K	UL   DLC	7 Years - 50,000Hrs	16


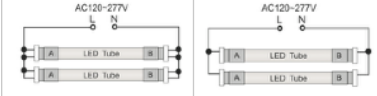
\* NOTE: Please refer to PERFORMANCE SPECIFICATIONS on page 2 for detailed performance.




## ORDERING GUIDE

MODEL NUMBERS	FAMILY	LAMP TYPE	LENGTH	WATTAGE	CCT	OPERATION
LT8F41030DE5 LT8F41035DE5 LT8F41041DE5 LT8F41050DE5	LT   Linear Tube	8F   T8 Frosted	4   4FT	10   10W	30   3000K 35   3500K 41   4100K 50   5000K	DE5   Single & Double-Ended Type B
LT8F41230DE5 LT8F41235DE5 LT8F41241DE5 LT8F41250DE5	LT   Linear Tube	8F   T8 Frosted	4   4FT	12   12W	30   3000K 35   3500K 41   4100K 50   5000K	DE5   Single & Double-Ended Type B
LT8F41530DE5 LT8F41535DE5 LT8F41541DE5 LT8F41550DE5	LT   Linear Tube	8F   T8 Frosted	4   4FT	15   15W	30   3000K 35   3500K 41   4100K 50   5000K	DE5   Single & Double-Ended Type B
LT8F41830DE5 LT8F41835DE5 LT8F41841DE5 LT8F41850DE5	LT   Linear Tube	8F   T8 Frosted	4   4FT	18   18W	30   3000K 35   3500K 41   4100K 50   5000K	DE5   Single & Double-Ended Type B
LT8F84230DE5 LT8F84235DE5 LT8F84241DE5 LT8F84250DE5	LT   Linear Tube	8F   T8 Frosted	8   8FT	42   42W	30   3000K 35   3500K 41   4100K 50   5000K	DE5   Single & Double-Ended Type B

## INSTALLATION METHODS

INSTALLATION TYPE	CONFIGURATION DIAGRAM
<b>Bypass Single-Ended (UL-B)</b> Make sure to use non-shunted lamp-holder for connection to the powered end.	
<b>Bypass Double-Ended (UL-B)</b> May be wired as bi-pin powered or single-pin powered as shown in the configuration diagram to the right.	

## 8FT KEY FEATURES & SPECIFICATION



Combine 2-separate 4FT halves for 8FT tube

Extend From Standard G13 Endcap

Optional FA8 Endcap Adaptor

Optional R17d Endcap Adaptor

Current Leakage Protection: UL1993

Easy to Pick/Pack/Ship

Constant Power Output

Prevents Dead Pixels

Eases Inventory Control

Comes With Clipholder



**DLC MODEL GUIDE & PERFORMANCE SPECIFICATIONS**

MODEL NUMBERS	DLC PRODUCT ID	BARE LAMP (UL-B) (W)	LUMEN	EFFICACY	CCT	CRI	PF	INPUT VOLTAGE
LT8F41030DE5 LT8F41035DE5 LT8F41041DE5 LT8F41050DE5	PLOII9SXTHGI PLZU71BSGVC5 PL9DI3MMZVYH PLSMGLUDZSJV	10W	1650LM 1670LM 1685LM 1705LM	160LM/W 160LM/W 172LM/W 172LM/W	3000K 3500K 4100K 5000K	≥83	≥0.90	120-277V 50/60Hz
LT8F41230DE5 LT8F41235DE5 LT8F41241DE5 LT8F41250DE5	PLN4JZ6JKQ9R PLRE85I0L6QZ PL8XATZD4R28 PLO178MJCOH6	12W	1747LM 1750LM 1800LM 1800LM	142LM/W 142LM/W 150LM/W 150LM/W	3000K 3500K 4100K 5000K	≥83	≥0.90	120-277V 50/60Hz
LT8F41530DE5 LT8F41535DE5 LT8F41541DE5 LT8F41550DE5	PL38D1N5WTKP PL566A9WR00Q PLU858BB0KOV PL1DESH8ZMRC	15W	2215LM 2260LM 2280LM 2300LM	120LM/W 120LM/W 130LM/W 130LM/W	3000K 3500K 4100K 5000K	≥83	≥0.90	120-277V 50/60Hz
LT8F41830DE5 LT8F41835DE5 LT8F41841DE5 LT8F41850DE5	PLUQ389K0HGK PLNX408IDHCH PLL34O0GKKT7 PLFEV6EMECJ8	18W	2393LM 2323LM 2367LM 2400LM	120LM/W 120LM/W 125LM/W 125LM/W	3000K 3500K 4100K 5000K	≥83	≥0.90	120-277V 50/60Hz
LT8F84230DE5 LT8F84235DE5 LT8F84241DE5 LT8F84250DE5	PLLHG1YFK4RR PLX53RP3TCYI PLQATBQ43W5F PLTQN0J1P34Y	42W	5300LM 5400LM 5550LM 5650LM	136LM/W 128LM/W 140LM/W 142LM/W	3000K 3500K 4100K 5000K	≥83	≥0.90	120-277V 50/60Hz



## WARRANTY



7 Year



50,000 Hours

The lesser of 7-Years after shipment by Seller, or 50,000-Hours of use.

This product line may be eligible for extended 10-Years warranty with an additional fee. Contact ARCHIPELAGO for additional details.

ARCHIPELAGO will not under any circumstances whether as a result of breach of contract, breach of warranty, tort, strict liability or otherwise be liable for consequential, incidental, special or exemplary damages including but not limited to, loss of profits or revenues, loss of use of the above product or any other goods or associated equipment or damage to any associated equipment, cost of capital, cost of substituted products, facilities of services, downtime cost, or claims of claimant's customers.

For a complete documentation of ARCHIPELAGO Lighting, Inc. warranty and limitation of liability, please refer to [www.archipelagolighting.com](http://www.archipelagolighting.com).

## QUESTIONS?

### HEADQUARTERED:

4615 State Street,  
Montclair, CA 91763

### USA PRODUCTION FACILITY:

7345 Sycamore Canyon Blvd,  
Riverside, CA 92508

[www.archipelagolighting.com](http://www.archipelagolighting.com)  
[sales@archipelagolighting.com](mailto:sales@archipelagolighting.com)

## TUBULAR ARCH | T8 LINEUP COMPARISON CHART

K5-Series (UL-A)		DE5-Series (UL-B)		U5-Series (UL-A and UL-B)		
CCT	→ Part Number	CCT	→ Part Number	CCT	→ Part Number	
<b>2FT</b>						
8W				3000K	→ LT8F20830U5	
				3500K	→ LT8F20835U5	
				4100K	→ LT8F20841U5	
				5000K	→ LT8F20850U5	
<b>3FT</b>						
12W				3000K	→ LT8F31230U5	
				3500K	→ LT8F31235U5	
				4100K	→ LT8F31241U5	
				5000K	→ LT8F31250U5	
<b>4FT</b>						
10W		3000K	→ LT8F41030DE5	3000K	→ LT8F41030U5	
		3500K	→ LT8F41035DE5	3500K	→ LT8F41035U5	
		4100K	→ LT8F41041DE5	4100K	→ LT8F41041U5	
		5000K	→ LT8F41050DE5	5000K	→ LT8F41050U5	
12W	3000K	→ LT8F41230K5	3000K	→ LT8F41230DE5	3000K	→ LT8F41230U5
	3500K	→ LT8F41235K5	3500K	→ LT8F41235DE5	3500K	→ LT8F41235U5
	4100K	→ LT8F41241K5	4100K	→ LT8F41241DE5	4100K	→ LT8F41241U5
	5000K	→ LT8F41250K5	5000K	→ LT8F41250DE5	5000K	→ LT8F41250U5
		3000K	→ LT8F41530DE5	3000K	→ LT8F41530U5	



15W	3500K →	LT8F41535DE5	3500K →	LT8F41535U5
	4100K →	LT8F41541DE5	4100K →	LT8F41541U5
	5000K →	LT8F41550DE5	5000K →	LT8F41550U5
18W	3000K →	LT8F41830DE5		
	3500K →	LT8F41835DE5		
	4100K →	LT8F41841DE5		
	5000K →	LT8F41850DE5		
8FT				
42W	3000K →	LT8F84230DE5	3000K →	LT8F84230U5
	3500K →	LT8F84235DE5	3500K →	LT8F84235U5
	4100K →	LT8F84241DE5	4100K →	LT8F84241U5
	5000K →	LT8F84250DE5	5000K →	LT8F84250U5

