












## POWER AND CCT CONTROL:



**CCT Selectable**

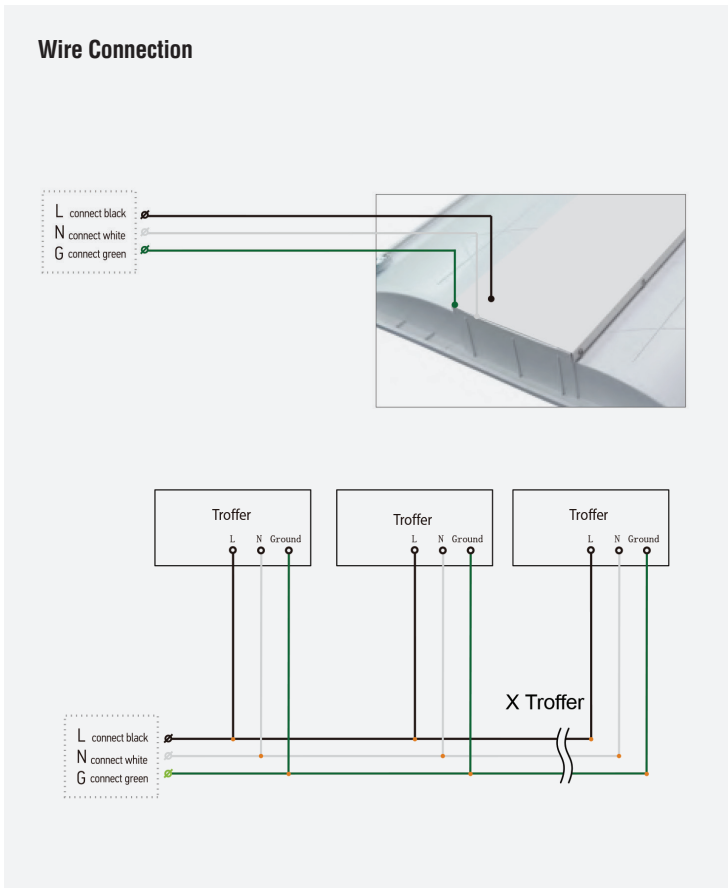
			
5000K	4000K	3500K	3000K

**Power Selectable**

							
35W	40W	45W	50W	20W	25W	30W	35W

## WIRING INSTRUCTIONS:

### Wire Connection



L connect black  
N connect white  
G connect green

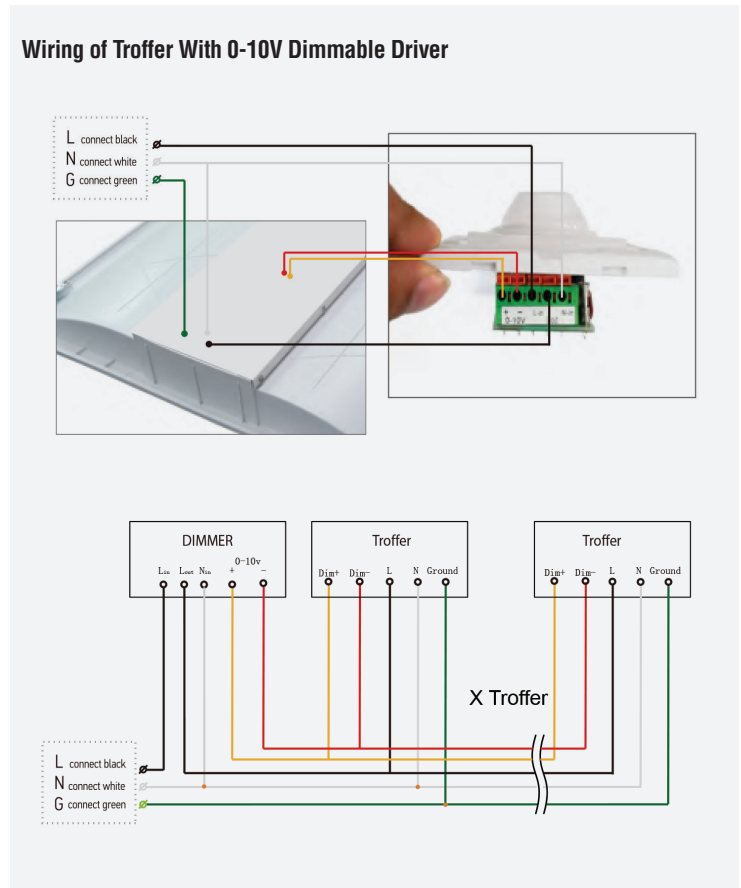
Troffer

L N Ground

X Troffer

L connect black  
N connect white  
G connect green

### Wiring of Troffer With 0-10V Dimmable Driver



L connect black  
N connect white  
G connect green

DIMMER

Lin Load Nun 0-10v Dim+ Dim-

Troffer

Dim+ Dim- L N Ground

X Troffer

L connect black  
N connect white  
G connect green