

COMMERCIALPRO SERIES

luxoARCH

# LWPE

17W - 25W

LED ENTRY-WAY WALL PACK


COMMERCIAL GRADE



## PRODUCT OVERVIEW:

The luxoARCH LED entry-wall wall pack is designed in traditional form factor. The attention to detail trickles down to advanced built-in dusk-to-dawn and energy-efficient light engine.

Available in both clear and frosted lenses, the LWPE-series is ideal for hallways, security and other facilities requiring general walk-way lighting.



Clear

Frosted

## MODEL SPECIFICATIONS:

Model	Watt (W)	Lens	Lumens (LM)	Voltage	CCT (K)
LWPE17	17W	Clear	1760LM 1800LM 1820LM	120-277V	3000K 4000K 5000K
LWPE17	17W	Frosted	1600LM 1700LM 1750LM	120-277V	3000K 4000K 5000K
LWPE25	25W	Clear	2500LM 2550LM 2600LM	120-277V	3000K 4000K 5000K
LWPE25	25W	Frosted	2550LM 2600LM 2700LM	120-277V	3000K 4000K 5000K

## ORDERING GUIDE:

Model	Watt (W)	CCT (K)	Finish (y)	Lens	Photocell (b)
<b>LWPE</b>   LED Wall Pack Entry-Way	<b>17</b>   17W <b>25</b>   25W	<b>30</b>   3000K <b>40</b>   4000K <b>50</b>   5000K	<b>D</b>   Dark Bronze <b>B</b>   Black <b>W</b>   White	<b>C</b>   Clear <b>F</b>   Frost	<b>Blank</b>   No Photocell <b>PS</b>   120-277V Photocell

Choose Your Model Specifications Above:

<b>LWPE</b>	<b>25</b>   25W	<b>50</b>   5000K	<b>W</b>   White	<b>C</b>   Clear	<b>PS</b>   120-277V Photocell
-------------	-----------------	-------------------	------------------	------------------	--------------------------------

 Example Ordering Number: **LWPE25-50-WCPS**

## PROJECT DETAILS:

Project Name:

Distribution Partner:

Notes:

## KEY FEATURES:

- UV Temper Coated Polycarbonate Lens Available in Clear or Frosted
- LED Lifespan Estimated 100,000 Hours Based on IES LM80 and TM21 Calculations
- Scalable Operations in Both Indoor and Outdoor Applications
- Built-In Dusk-to-Dawn Photocell Sensor

## UNIVERSAL SPECIFICATIONS:

- **Housing:** Durable die-cast aluminum
- **Housing:** Die-Cast Aluminum
- **Operating Temp:** -40°F — 130°F
- **Input Voltage:** 120-277Vac
- **IP:** UL Wet Location Listed
- **PF:** >0.9 Non-Flicker
- **Efficacy:** 110LM/W
- **THD:** <20%
- **CRI:** >70

## APPLICATIONS:



Hallways




Entryways


 General Walkway  
Security Lighting




## PRODUCT DIAGRAMS:

**Built-In Sensor**  
Built-In Dusk-to-Dawn Photocell Sensor



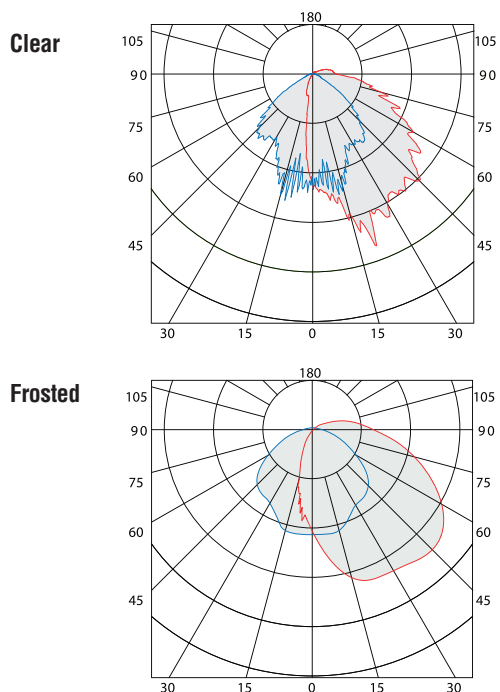
**UV Temper Coated Lens**  
UV temper coated polycarbonate lens available in clear or frosted.

**Housing**  
Traditional design in a durable die-cast aluminum packaging for protection against inclement weather and environmental wear and tear.



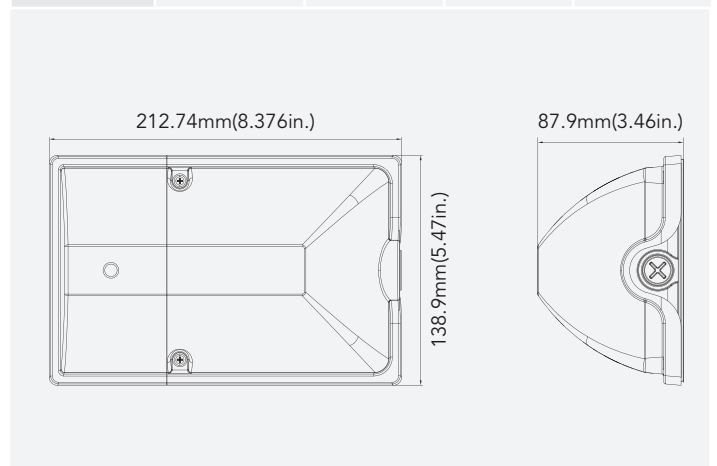
**Longevity**  
Integral driver and LED design eliminate the need for costly replacement lamps


## PHOTMETRICS:



## SIZING/MEASUREMENTS:

Model	Length (in)	Height (in)	Width (in)	Weight (lb)
LWPE17	8.376	5.47	3.46	1.768
LWPE25	8.376	5.47	3.46	1.852





## WARRANTY:

---

 **7 Year**       **75,000-Hours**

The lesser of 7-Years after shipment by Seller, or 75,000-Hours of use.

ARCHIPELAGO will not under any circumstances whether as a result of breach of contract, breach of warranty, tort, strict liability or otherwise be liable for consequential, incidental, special or exemplary damages including but not limited to, loss of profits or revenues, loss of use of the above product or any other goods or associated equipment or damage to any associated equipment, cost of capital, cost of substituted products, facilities of services, downtime cost, or claims of claimant's customers. ARCHIPELAGO's liability on any claim of any kind for any loss or damages arising out of, resulting from or concerning any aspect of this agreement of from the product or services furnished hereunder shall not exceed the price of the specific product or products listed above which gives rise to the claim. This warranty gives the claimant specific legal rights. The claimant may also have other rights, which vary from state to state.

For a complete documentation of ARCHIPELAGO Lighting, Inc. warranty and limitation of liability, please refer to [www.archipelagolighting.com](http://www.archipelagolighting.com).

## CERTIFICATIONS:

---



## QUESTIONS?:

---

### Archipelago Lighting, Inc.

4615 State Street, Montclair, CA 91763

[www.archipelagolighting.com](http://www.archipelagolighting.com)

[sales@archipelagolighting.com](mailto:sales@archipelagolighting.com)

## ARCHIPELAGO LIGHTING:

---

Archipelago Lighting, Inc. manufactures commercial and residential lighting products in USA and China. We are a team of passionate lighting professionals whose goal is to modernize the lighting industry through disruptive LED lighting products. We manufacture a wide variety of products to support the growing adoption of energy efficient LED applications.

