

COOLABAH AWNING / ANNEXE

Return via fax to: 07 3284 5969 or email to: enquiries@aussietraveller.com.au - Brisbane
 Return via fax to: 03 9357 6515 or email to: info@aussietraveller.com.au - Melbourne

MEASURE DATE:	DEALER REP ID:	DEALER ORDER #:
DATE REQUIRED:	FOSTER REP ID:	CHASSIS #:
DEALER DETAILS: ADDRESS: _____ _____		Standard Wall Layout <input type="checkbox"/> Custom Wall Design <input type="checkbox"/> Detailed over page.
PH: _____ FAX: _____	Gas Regulations: Checked that there are no gas appliances fluing into the annexe <input type="checkbox"/> Checked that there are no gas bayonets located in the annexe <input type="checkbox"/> Signed: _____ Dated: _____	
RV: BRAND _____	MODEL _____	PT <input type="checkbox"/> FV <input type="checkbox"/> SIZE: _____
SAILTRACK FOR WALLS FITTED? YES <input type="checkbox"/> NO <input type="checkbox"/> IF NO, LENGTHS (IF REQUIRED) FRONT END _____		BACK END _____

AWNING ONLY
 ANNEXE
 Tan Canvas Roof
 Grey Canvas Roof

WALLS ONLY
 Anodised
 Powdercoat White
 Wall Colour _____

7' Projection
 8' Projection
 6' Front Legs
 6'6" Front Legs

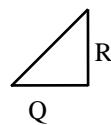
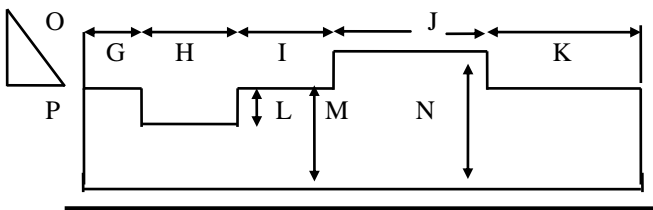
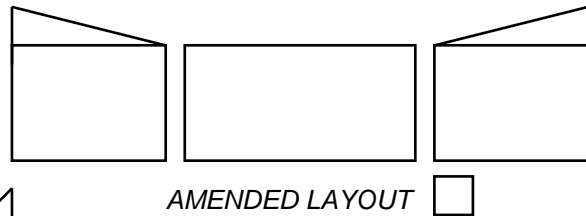
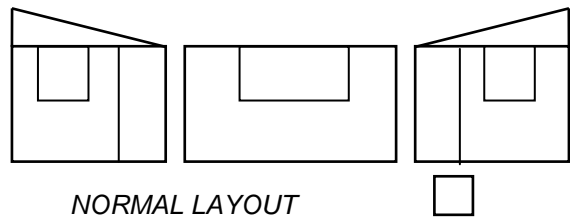
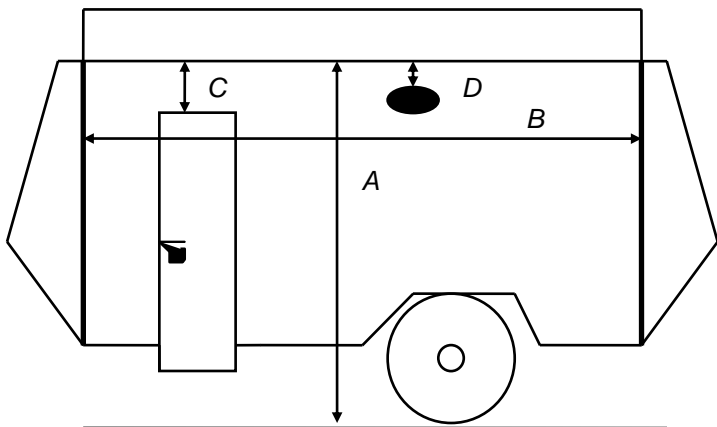
SPECIAL REQUIREMENTS: _____

CONTAINER FITTING INSTUCTIONS:

POP TOP FITTING BOTTOM OF BOX VAN FITTING TOP OF BOX OTHER SEE BELOW

SAILTRACK FOR WALLS FITTED?: YES NO IF NO, LENGTHS FRONT END _____ BACK END _____

EXTERNAL CLIPS POP TOP/CAMPER - RELOCATE - YES NO IF YES, SPECIAL REQUIREMENTS _____



STEP: PULL DOWN SOLID

 = B - Check

Wall Height G..... L..... O.....
 A..... H..... P.....
 B..... I..... M.....
 C..... J..... Q.....
 D..... K..... N..... R.....