


SIZING GUIDE FOR WOMEN




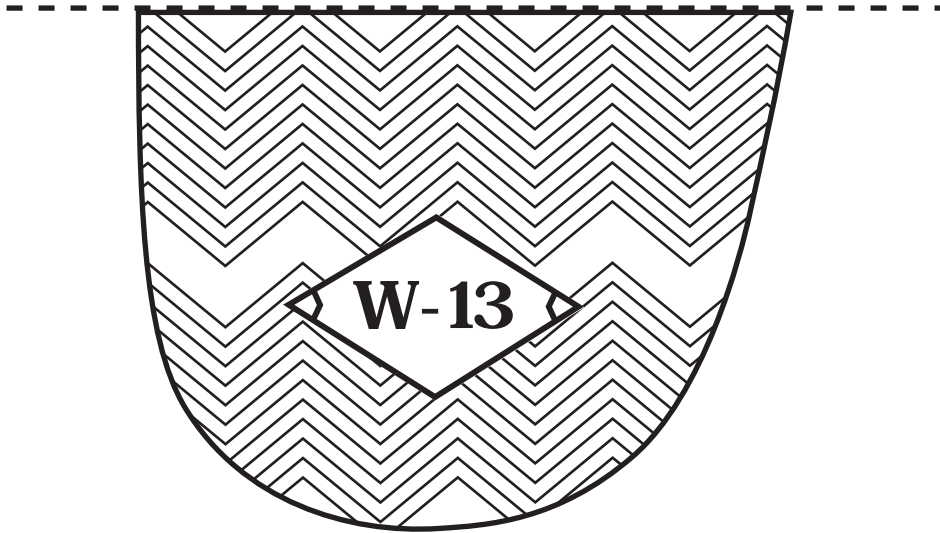
WOMEN'S SIZE 13

W-13

TAPE PAGE 2 RIGHT HERE

01
PAGE

FOLD HERE AND TAPE TO PAGE 1

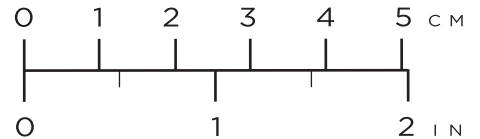


1

Print this sizing guide at 100%—do not 'fit to page.'

2

Place a ruler against this measuring scale to make sure the numbers match up. If so, you have printed successfully!



3

While standing, place your foot in the drawing. Make sure the small black diamond sits between your big toe and second toe and your heel and toes fit within the outline. If so, you have chosen the right size!

NOTE — We like to wear ours with just a tiny bit of wiggle room.