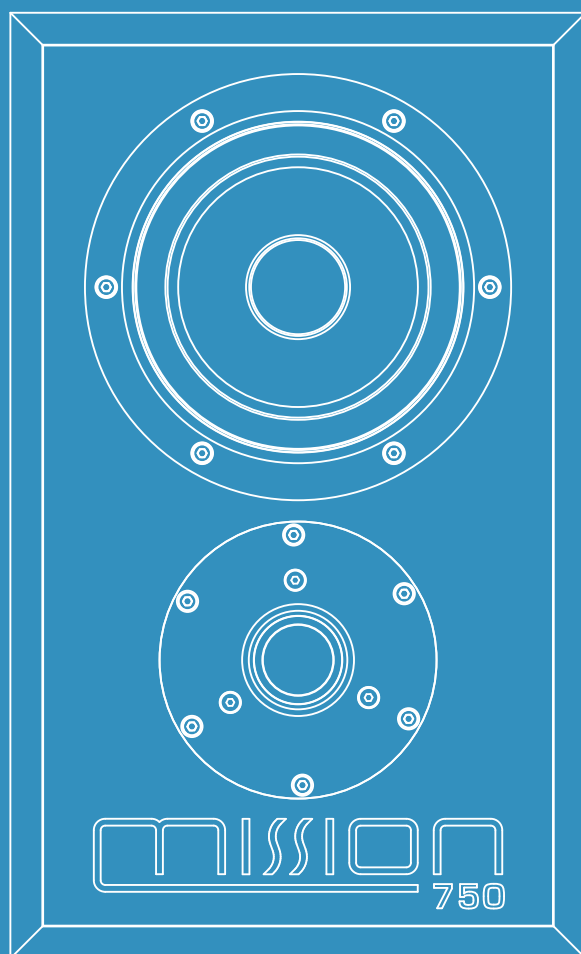


3 YEAR
WARRANTY



Scan the QR code using a smart-phone device,
for product warranty registration online.

750



User's Manual

MISSION

Important Safety Instruction

Before installing this product read all these instructions!



This symbol indicates that there are important operating and maintenance instructions in the literature accompanying this unit.

Read these instructions. Keep these instructions. Heed all warnings. Follow all instructions.

Before making any connections, switch all the units in your system off at the mains.

Set the volume control at minimum when you switch on your system or change sources, and turn the level up gradually.

DO NOT use your amplifier at full volume.

Ensure that all loudspeakers in the system are correctly wired.

DO NOT subject your loudspeakers to excessive cold, heat, humidity or sunlight.

Loudspeakers should not be placed directly facing other hi-fi units, or share the same shelf or cabinet.

DO NOT place heavy objects on top of loudspeakers.

Some manufacturers forbid the placing of objects on top of their TV sets. Check your TV handbook before installing

the speaker directly on your TV set. Consult your TV dealer if you are in any doubt.

DO NOT connect speaker terminals to the mains supply.

DO NOT dismantle the loudspeaker. There are no user serviceable parts inside it and you will void the warranty by doing so. Refer all servicing to qualified service personnel. Servicing is required when the apparatus has been damaged in any way, the apparatus has been exposed to rain or moisture, does not operate normally, or has been dropped.

Caution: Changes or modifications not expressly approved by the manufacturer could void the user's authority to operate this device.

Unpacking Your Loudspeaker

Please remember that these units are heavy. We suggest that you have someone to assist you.

Lift the loudspeaker carefully out of the packing. DO NOT try and lift the loudspeaker using the protective bag.

Unpack the accessories carefully.

If there is any sign of damage or if the contents are incomplete, report this to your dealer as soon as possible.

Retain the packing for future safe transport of the product. If you dispose of the packing, do so with respect to any recycling provisions in your area.



WARNING: When an amplifier is driven beyond its power output capabilities it will produce distorted waveforms which will quickly damage your speakers by overheating. Make sure that your amplifier is not left unattended when playing, for example at parties, and turn the volume control down at the first sign of audible distortion.

Warranty Conditions

No dealer or distributor may vary the terms of this warranty which is personal to the original purchaser and is not transferable.

Please retain the sales receipt as proof of purchase.

Warranty claims must wherever possible be made through the Dealer from whom the equipment was purchased.

This warranty excludes:

Damage caused through neglect, accident, misuse, wear and tear, or through incorrect installation, adjustment or repair by unauthorised personnel. Any unauthorised servicing will result in loss of warranty.

Liability for damage or loss occurring in the transit to or from the purchaser.

Consequent damage, loss or injury, arising from or in conjunction with this equipment.

Equipment for attention under warranty should be considered return carriage paid. If equipment is found to comply with the published specification, Mission reserves the right to raise a charge.

The above conditions do not affect your statutory rights as a consumer.

General Information



Please read these instructions carefully before installing your loudspeakers. A few minutes studying this manual will ensure a superb performance from your loudspeaker for many years. Please attention to all cautions printed on the pages marked with this symbol.

Introduction

Mission embodies the fusion of lifestyle audio, blending Hi-Fi heritage with contemporary design. In our pursuit, music leads and technology follows.

The award-laden flagship Mission 770 and the recent Mission 700 Series paved the way for the all-new Mission 750. This model extends the award-winning 'modern-classic' design to a new price-point and category.

The Mission 750, inspired by the standout industrial design of the '700 Series', integrates technology and performance from the critically acclaimed 770 and 700 models. However, unlike its predecessors, the Mission 750 is a completely fresh concept, meticulously designed to cater to market segments and budgets below the larger models in the series.

Despite its complexity in development, the Mission 750 harnesses innovations from award-winning predecessors, resulting in a technically advanced yet classically styled loudspeaker.

The cabinet, measuring a compact 270mm (h) x 216 (w) x 305 (d), caters perfectly to a 'bookshelf' speaker application. Despite its size, it boasts design and build standards akin to the Mission 700, employing a multi-layer sandwich construction, acoustic damping adhesive, and custom internal bracing for superior sound.

The iconic white front baffle and Mission logo, along with the rich black or walnut real-wood veneer, maintain the brand's signature aesthetics in a smaller and more adaptable format.

Retaining the proprietary Inverted Geometry Design (IDG), the Mission 750 positions the treble unit below the bass/midrange driver, ensuring balanced sound waves for optimal 'time alignment'. This meticulous design contributes significantly to the overall sound performance.

Within the IDG framework, the Mission 750 employs a newly developed 5.25" polypropylene bass/midrange driver and motor system tailored for this model. This innovative technology maintains extended response and low colouration while meeting modern power handling requirements.

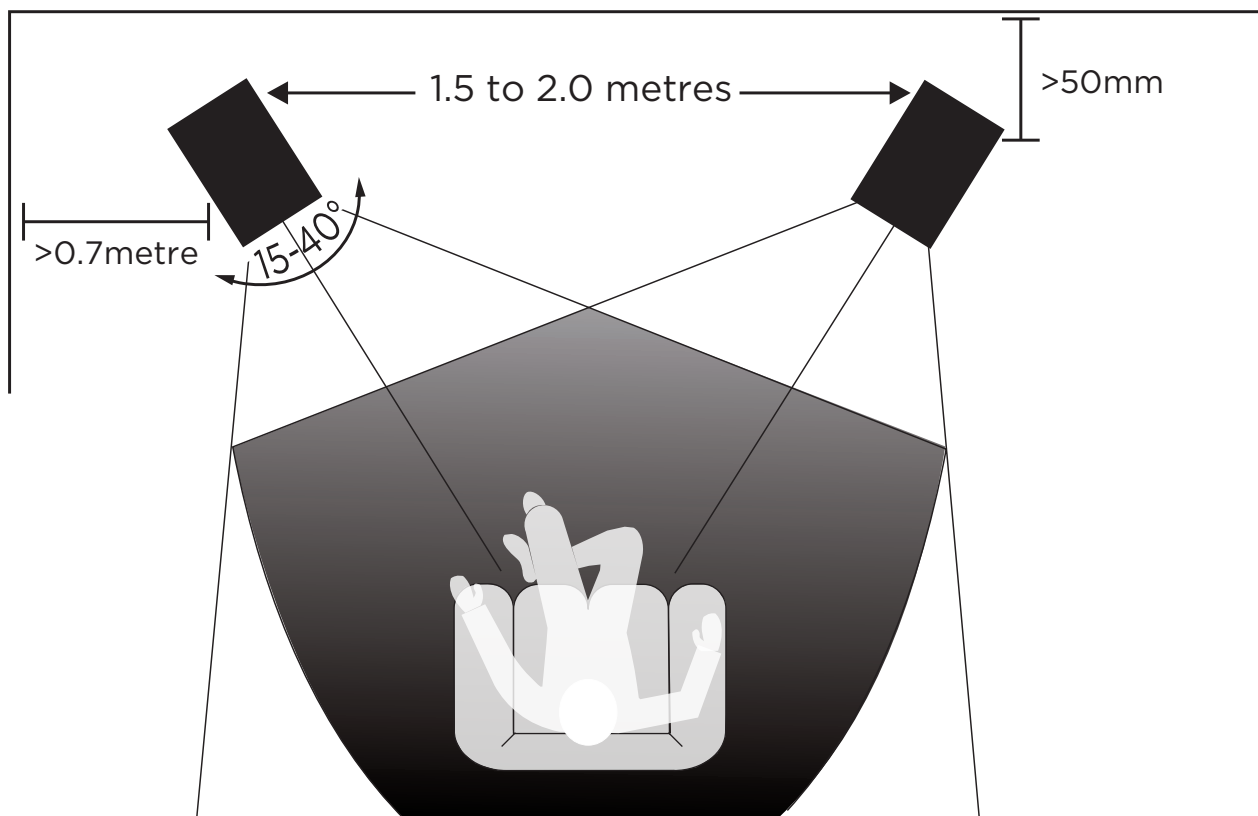
The high-frequency reproduction utilises a 28mm, lightweight, coated microfiber dome, delivering a performance akin to the flagship 770. Specially damped rear chambers further enhance treble performance.

Employing an uncompromising workflow and custom-designed optimisation technology, the Mission 750 undergoes rigorous tuning and testing to ensure a musical character with thrilling detail and unmatched musicality.

The Mission 750 stands as a new classic, exceeding the acclaimed performance of the original Mission 700 Series and setting a new benchmark in audio excellence.

Positioning The Loudspeakers

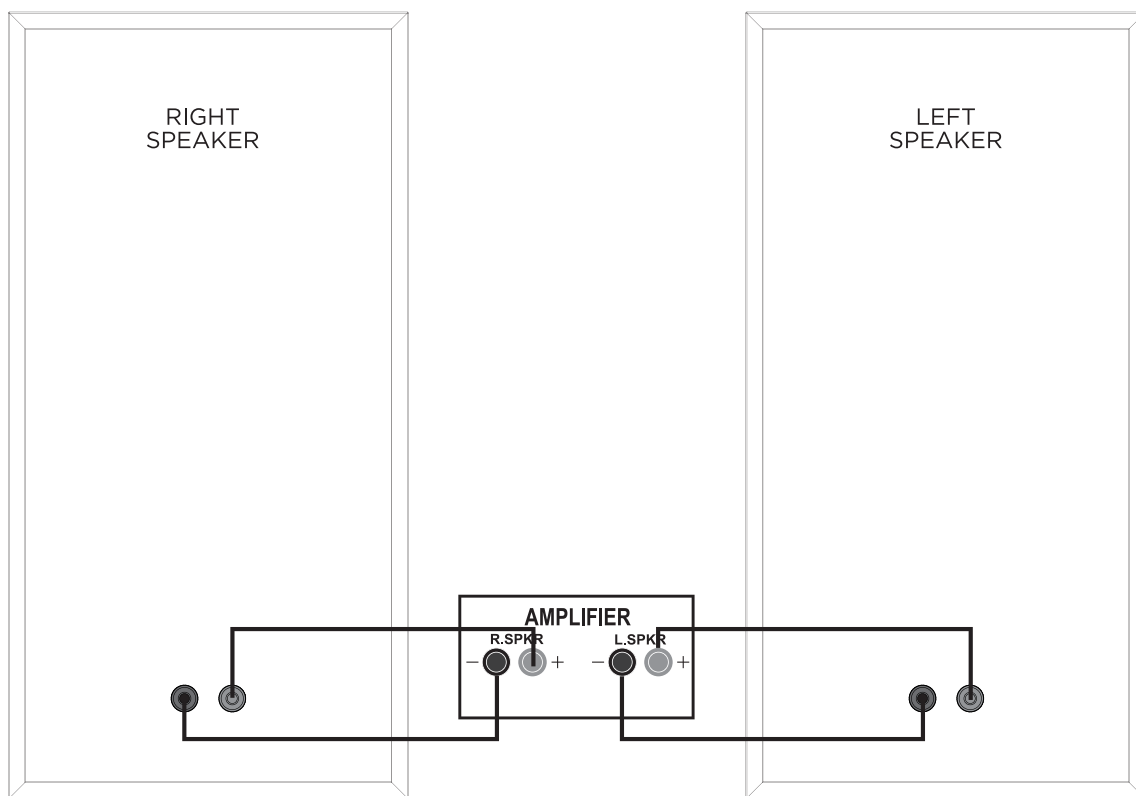
- We highly recommend placing the loudspeakers on sturdy stands to optimize their performance. For the best-suited stands tailored to enhance your speaker's capabilities, we strongly advise reaching out to your local Mission authorized dealer. They can provide expert recommendations that align with your speaker's specifications and ensure you experience the fullest potential of your audio system.
- If you are sitting within 2 metres of the speakers, the distance between the speakers should be similar to the distance between you and the speakers.
- Otherwise site the speakers between 2 to 2.5 metres apart, clear of room corners. The quality and quantity of bass can be adjusted by moving the speakers closer to, or farther from, the wall behind the speakers.
- If the loudspeakers are placed too far from the walls, the bass may be too light and lacking warmth. If the loudspeakers are placed too close to the walls the bass will increase but may be boomy and indistinct. If the loudspeakers are placed further apart, the inward angle ("toe-in") may be increased by up to 30%. As personal taste and room acoustics play a large role, experiment with different configurations and play a wide range of programme material before finalising the position of your speakers.
- The optimum listening position is in an area between the speakers broadly known as the "sweet spot". The more extreme the angle of toe-in the narrower the sweet spot. Mission loudspeakers are designed to cover a wide sonic perspective so there should be no need for extreme settings. A mild angle inwards will cover a wide range of seating positions.
- The grilles are provided to protect the loudspeaker drive units from accidental damage. For critical listening, you may remove the grilles.



Connecting The Loudspeakers

Standard Connection

- Choose a suitable length of twin core speaker cable for each channel and prepare the ends. Unscrew each terminal a few turns. Connect the red, positive (+) terminal of the Left loudspeaker to the corresponding red, positive (+) amplifier terminal.
- Connect the black, negative (-) terminals similarly. Tighten the terminal securely. Repeat this procedure for the Right Channel.



Looking After Your Loudspeakers

- These speakers are hand-finished with a varnish coating. As with all real wood furniture finishes; exposure to direct sunlight, heat, cold and varying humidity can affect the natural properties of the speaker cabinet. We advise protecting the speaker from extreme variances in temperature and environmental conditions.
- We advise that you do not place anything on the surface of the cabinets, to protect from damage. Treated with care, the veneer finish will last a lifetime. They will age naturally and subtly, retaining the properties of the beautiful high gloss wood finish.
- Your Mission loudspeakers use a specially hardwearing sealed finish. They should not be waxed or treated with spray polishes which will smear and dim their lustrous finish. Polish them with a dry or barely moist cloth to remove dust and finger marks, etc.
- Occasionally, remove the loudspeaker grilles and brush them gently with a soft brush before replacing them carefully.
- Avoid getting any liquid behind the grille. If you accidentally spill liquid on your loudspeakers, take them to your dealer for attention before using them again.

Warranty Coverage

Your loudspeakers have been constructed to the highest standards. From top grade furniture construction and finish to carefully designed and selected acoustic components, Mission speakers are built to provide a lifetime of sonic pleasure. We hope you will derive many years of good service from our products.

Mission warrants its products, subject to the following terms and conditions below, to be free from defects in materials and workmanship.

Online Registration



Scan the QR code using a smart-phone device, for product warranty registration online.

The three (3) year extended warranty is applicable to items purchased from Jan 1st 2021, onwards. Items purchased prior to this date are not eligible for this extended warranty service but are subject to statutory warranty claims and all applicable consumer rights.

To qualify for the extended 3 year warranty, you must register your product within ninety (90) calendar days from the date of purchase. Visit mission.co.uk/warranty-registration to complete your online registration. Items not registered online will have a Limited Warranty for one (1) year, or for the period of your country's statutory warranty, whichever is longer.

Warranty can only be offered to products registered with proof of purchase with date, model and details of the authorised dealer clearly stated on the receipt/invoice. Please keep the original receipt/invoice in case it is required for a warranty claim.

This Limited Warranty is non-transferable and is offered exclusively to the original owner.

This Limited Warranty is valid only in the original country of purchase.

Repairs or replacements are provided under this warranty are the exclusive remedy of the consumer. Mission shall not be liable for any incidental or consequential damages for breach of any expenses or implied warranty with any product. Except to the extent prohibited by law, this warranty is exclusive and in lieu of all other warranties whatsoever, both expressed and implied, including but not limited to the warrant of merchantability and fitness for practical purpose.

This warranty provides benefits that are additional to and do not affect your statutory consumer rights.

This Limited Warranty offer is subject to correct information being submitted in your application. Incorrect dates or mismatched purchase receipt dates that are outside of the warranty terms will immediately invalidate any warranty claim.

* Please check with your dealer local distributor for further information.

** Exclusions apply. Only models included in the option for registration are subject to the 3-year extended warranty programme. Your statutory rights are not affected.

We reserve the right to revise the terms and conditions of this warranty. All warranty offers are subject to the latest terms. All and any updates will be applied to the Terms and Conditions on our website.

Exclusions

The following items are excluded from the Mission warranty:

Normal wear and tear and cosmetic damage (including but not limited to any wear from reasonable use, environmental deterioration or neglect)

Products on which the serial number has been removed, altered or otherwise made illegible.

Products not purchased from an authorised Mission dealer.

Products that were not new at the time of original purchase.

Products sold 'as is', 'as seen' or 'with faults'

Product not purchased from an Authorised Dealer/Distributor within the region of the claim (ie parallel imports or grey market products)

Accidental damage or faults caused by commercial use, acts of God, incorrect installation, incorrect connection, incorrect packaging, misuse or careless operation or handling which is not in accordance with the user instructions.

Equipment that has been operated in conjunction with unsuitable, inappropriate or faulty apparatus.

Repairs, alterations or modifications carried out by parties other than Mission or its authorised service partners.

Damage in transit that cannot be attributable to the fault of Mission, the authorised distributor or dealer (ie. claims otherwise covered by transit insurance.)

Faults relating to abnormal or inappropriate power supply voltage or power surges.

Faults relating to extremities in temperature, exposure to heat, water or other liquids, insects, excessive moisture, sand, chemicals, battery leakage or any other contaminants.

Any force majeure events, including but not limited to any acts of God, fire, lightning, typhoon, storm, earthquake, hurricane, natural disaster, tsunami, flood, war, riot, public disturbance.

Any other causes beyond the reasonable control of either Mission and its Authorised Distributor.

Please note items purchased before 1st Jan 2021 are not eligible for the extended warranty claim.

Please note certain models are not included in the extended warranty programme. Please contact us for any questions relating to excluded models. Your statutory rights are not affected.

How to Claim

To obtain warranty service please contact the authorised dealer from which you purchased this product and present the limited warranty certificate offered upon registration of your product's extended warranty offer.

Do not dispatch goods without the prior agreement of the dealer distributor or authorised service centre.

If asked to return products for inspection and or repair, please pack carefully preferably in the original carton or packaging affording an equal degree of protection and returned via insured, trackable courier service.

The authorised dealer or distributor will offer full return details and instructions. However, please note if unsuitable packaging is used the warranty may be deemed void due to improper action in return.

Mission or the authorised distributor, dealer or service centre may make a charge for the supply of new packaging for the return of the repaired item. Please note, insurance is recommended as goods are returned at the owner's risk. Authorised distributors or service centres cannot be held liable for loss or damage in transit. Insurance and freight charges on the return journey will be paid for by Mission, authorised dealer, distributor or service centre if corrective work proves to be necessary.

In the event of 'no-fault found' or 'no repair necessary,' the return shipping charge will be the responsibility of the owner.

Repairs

All repairs will be carried out by the appointed distributor (or locally appointed service centre). Repairs handled or processed without authorisation or approval of the appointed representative will be excluded from this limited warranty. Please note, Mission is not able to supply parts or replacement items to any other entity than the official distributor or authorised service centre.

Other than the warranty and services set out in this warranty, to the fullest extent permitted by law, Mission shall not be liable to you and/or any third party or entity whatsoever for:

- Any loss, damages and/or malfunction caused to any product(s) which is/are connected to any of the products covered by this warranty.
- Any damages, loss and liability, whether direct, indirect, incidental, consequential special, punitive or otherwise, howsoever caused by, arising out of or otherwise, in relation to the installation, delivery, use, service, repair, replacement and/or maintenance of the product;
- Any damages, loss and liability under this warranty in respect of any act, omission, or negligence of any of their technicians, employees, agents, representatives or independent contractors relating to the actual or purported performance of any of the obligations under this warranty.

Service Centre Address

Should a fault occur with your loudspeakers, please pack it correctly, using the original packing, so you can ship it safely. Product for service should be returned to the appointed dealer from whom you purchased the product. If you experience difficulties or there is no Mission dealer in your area, contact the Mission distributor or the office below.

IAG Service Dept.

13/14 Glebe Road

Huntingdon

Cambridgeshire

PE29 7DL

UK

Tel: +44(0)1480 452561

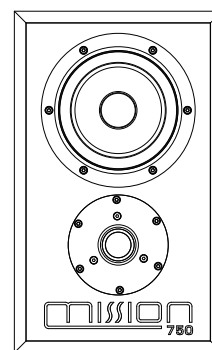
Email: service@mission.co.uk

For information on other authorised service centres worldwide contact Mission International, UK.

A world wide distributors list is available on the Mission website: www.mission.co.uk

Specifications

Model	Mission 750
General description	2-way vented-box/standmount
Design philosophy and core technology	
Enclosure type	Bass reflex
Transducer complement	2-way
ABR	
Bass driver	5.25"(135mm) mineral loaded polypropylene cone
Midrange driver	
Treble driver	1.25"(28mm) Soft Dome
Full-range driver	
AV shield	No
Sensitivity (2.83V @ 1m)	86dB
Recommended amplifier power	25W-100W
Peak power handling	
Peak SPL	103dB
Nominal impedance	6Ω (Compatible 8Ω)
Minimum impedance	4.5Ω
Frequency response(+/-3dB)	48Hz-20kHz
Bass extension(-6dB)	42Hz
Crossover frequency	2.4kHz
Cabinet Volume (in litres)	12.2L
Dimensions (mm)	
Height (on plinth)	355mm
Width	216mm
Depth (with terminals)	(270+35) mm
Carton size	565*395*485mm
Net weight	9.0kg/pcs
Gross weight	19.5kg/ctn
Finish	Walnut or Black Oak real wood veneer with white baffle finish
Standard accessories	rubber feet





Correct Disposal of this product. This marking indicates that this product should not be disposed of with other household wastes throughout the EU. To prevent possible harm to the environment or human health from uncontrolled waste disposal, recycle it responsibly to promote the sustainable reuse of material resources. To return your used device, please use the return and collection systems or contact the retailer where the product was purchased. They can take this product for environmentally safe recycling.



IAG House, 13/14 Glebe Road, Huntingdon, Cambridgeshire, PE29 7DL, UK

Tel: +44(0)1480 452561 Email: service@mission.co.uk www.mission.co.uk

IAG reserves the right to alter the design and specifications without notice. All rights reserved © IAG Group Ltd.

Mission is a member of the International Audio Group.
