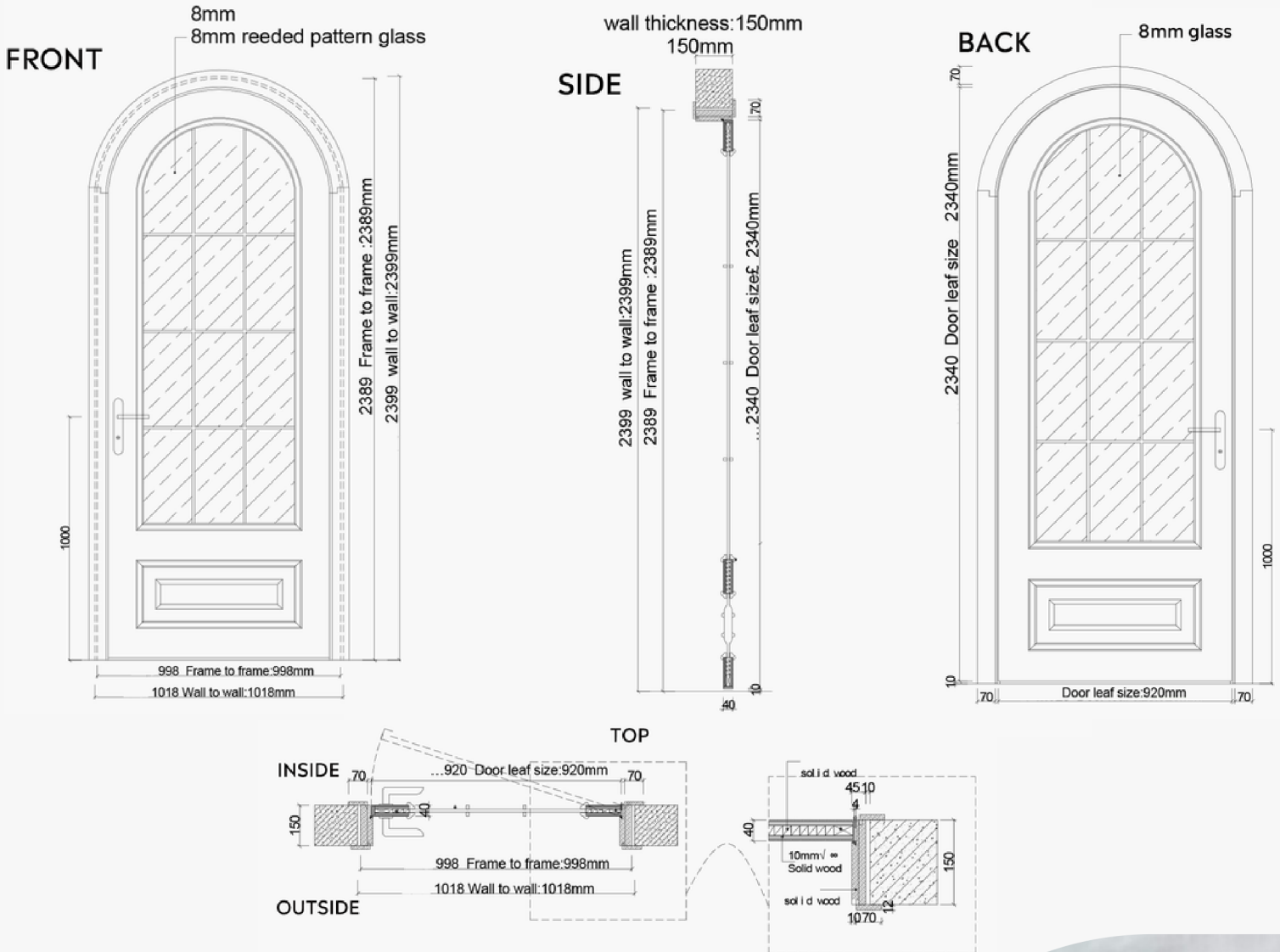


MARY JANE

☰ 2340/920



Specifications

- * Door Leaf size : 2340*920
- * Door thickness : 40 mm
- * Door frame size : 45mm/150mm
- * Material : Oak solid wood door
- * Opening Direction : Inside
- * Glass : 8 mm Australian standards Glass AS2047
- * Colour : white Primer Finish
- * Architraves : 70mm*12mm



Contact us:

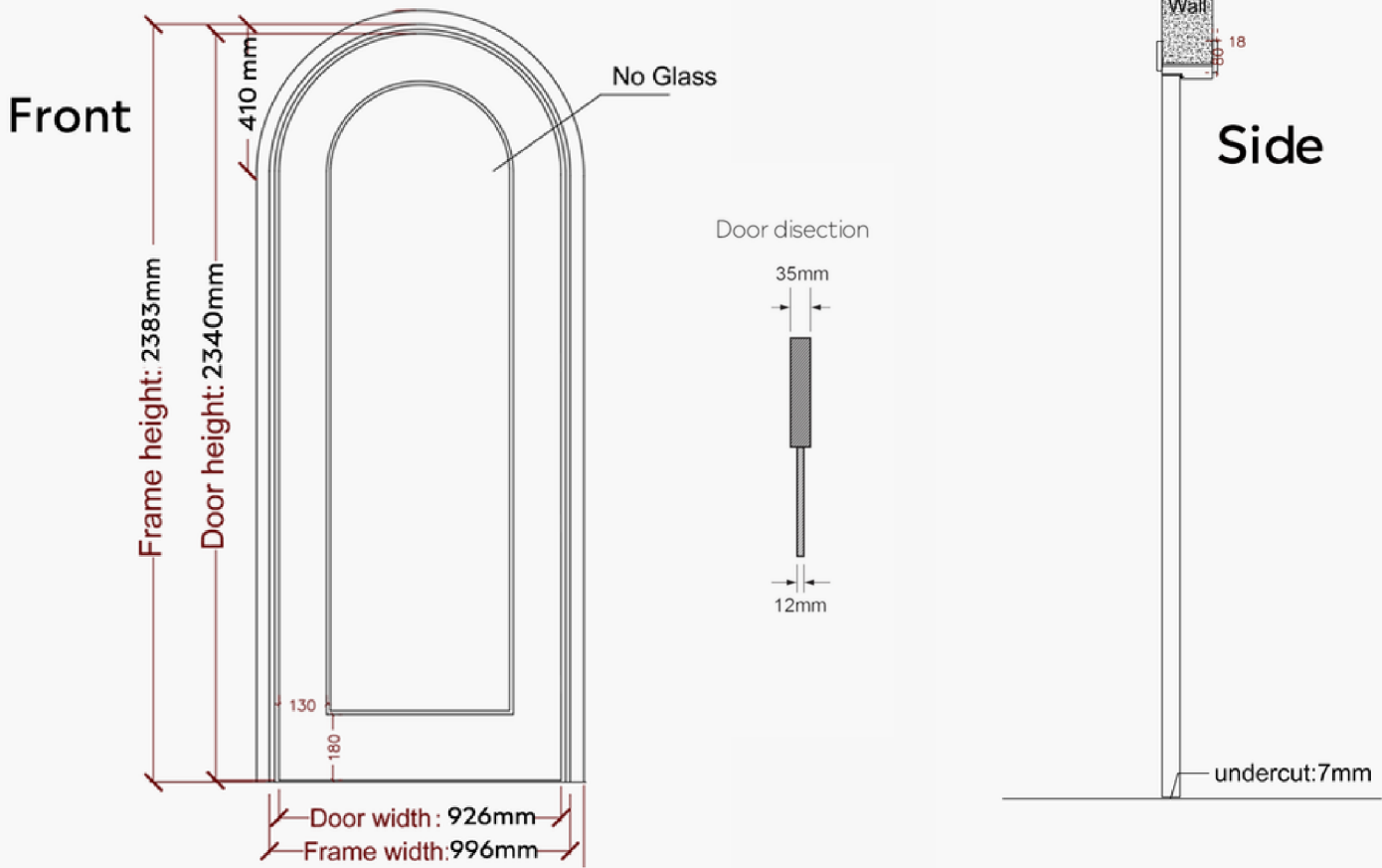
sales@hardwareconcepts.com.au | +61 410 858 808

www.hardwareconcepts.com.au

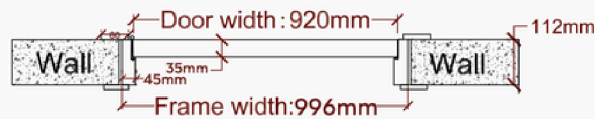


ARCH INTERNAL DOOR

☰ 2340/920



Inside



Outside

Specifications

- * Door Leaf size : 2340*920
- * Door thickness : 35 mm
- * Door frame size : 45mm/112mm
- * Material : Waterproof Mdf with ply solid core
- * Opening Direction : Both available door NOT pre-hung
- * Colour : white Primer Finish
- * Architaves : 80mm*18mm

Contact us:

sales@hardwareconcepts.com.au | +61 410 858 808

www.hardwareconcepts.com.au

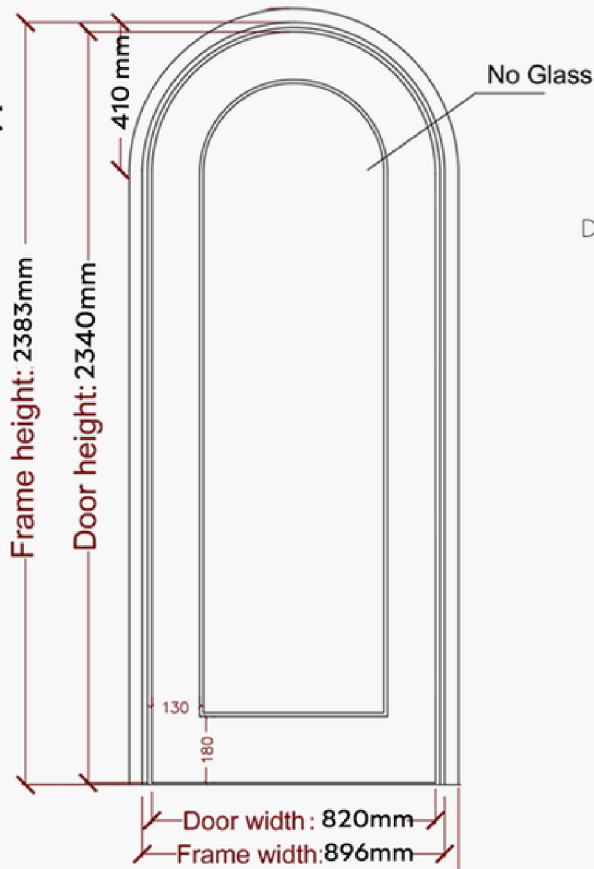


ARCH INTERNAL DOOR

☰ 2340/820



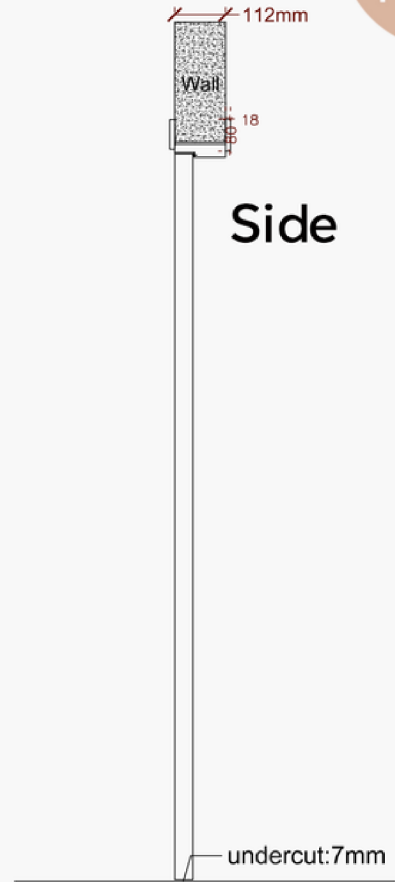
Front



Door dissection



Side



Inside



Outside

Specifications

- * Door Leaf size : 2340*820
- * Door thickness : 35 mm
- * Door frame size : 45mm/112mm
- * Material : Waterproof Mdf with ply solid core
- * Opening Direction : Both available door NOT pre-hung
- * Colour : white Primer Finish
- * Architaves :80mm*18mm

Contact us:

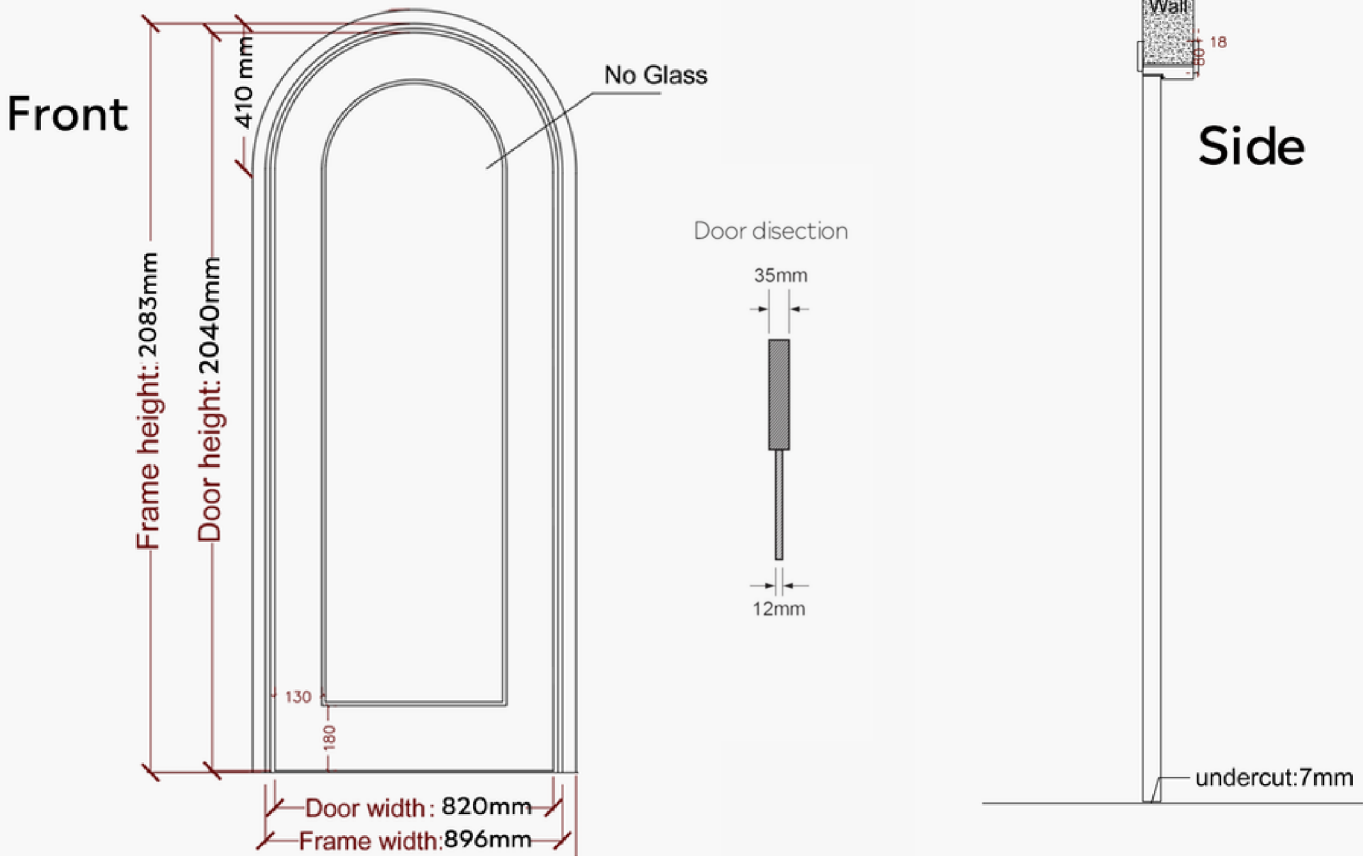
sales@hardwareconcepts.com.au | +61 410 858 808

www.hardwareconcepts.com.au



ARCH INTERNAL DOOR

☰ 2040/820



Inside



Specifications

- * Door Leaf size : 2040*820
- * Door thickness : 35 mm
- * Door frame size : 45mm/112mm
- * Material : Waterproof Mdf with ply solid core
- * Opening Direction : Both available door NOT pre-hung
- * Colour : white Primer Finish
- * Architaves : 80mm*18mm

Outside

Contact us:

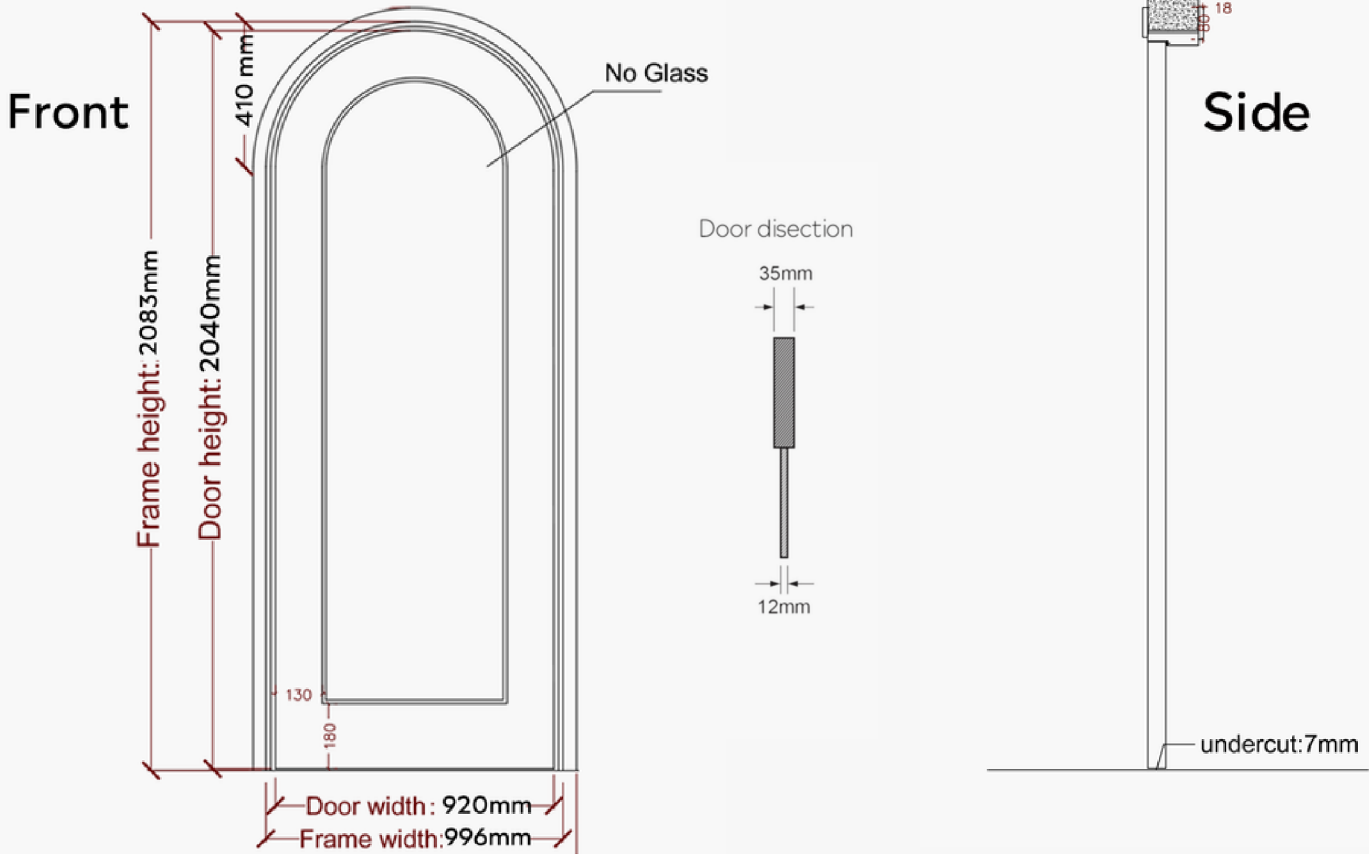
sales@hardwareconcepts.com.au | +61 410 858 808

www.hardwareconcepts.com.au

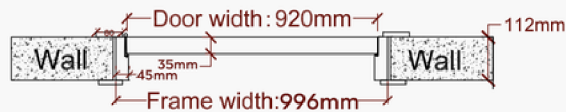


ARCH INTERNAL DOOR^D

☰ 2040/920



Inside



Outside

Specifications

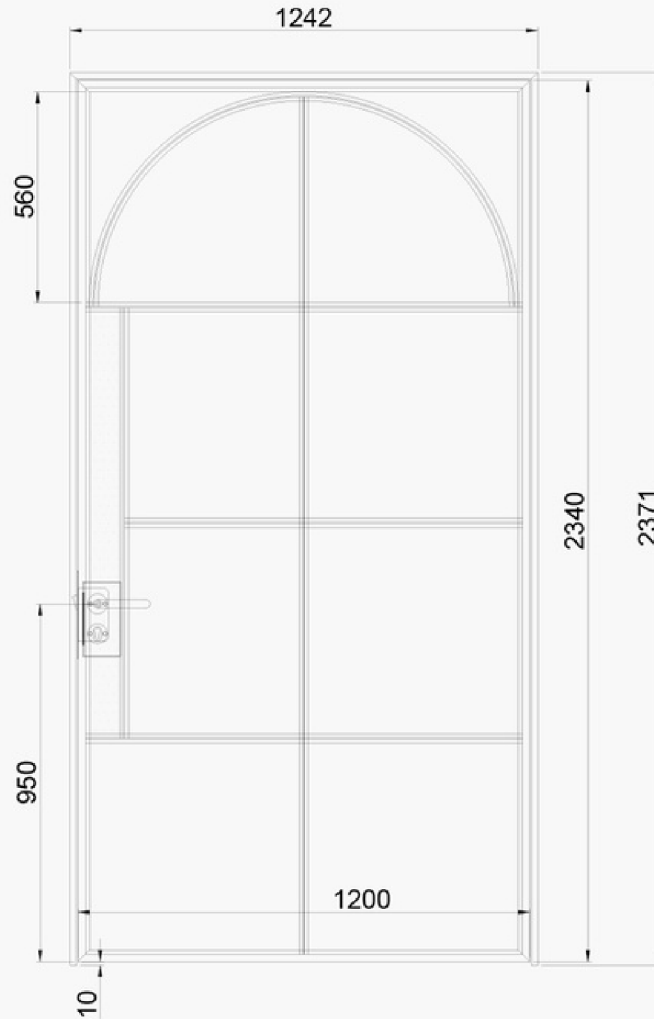
- * Door Leaf size : 2040*920
- * Door thickness : 35 mm
- * Door frame size : 45mm/112mm
- * Material : Waterproof Mdf with ply solid core
- * Opening Direction : Both available door NOT pre-hung
- * Colour : white Primer Finish
- * Architaves : 80mm*18mm

Contact us:

sales@hardwareconcepts.com.au | +61 410 858 808

www.hardwareconcepts.com.au





Specifications

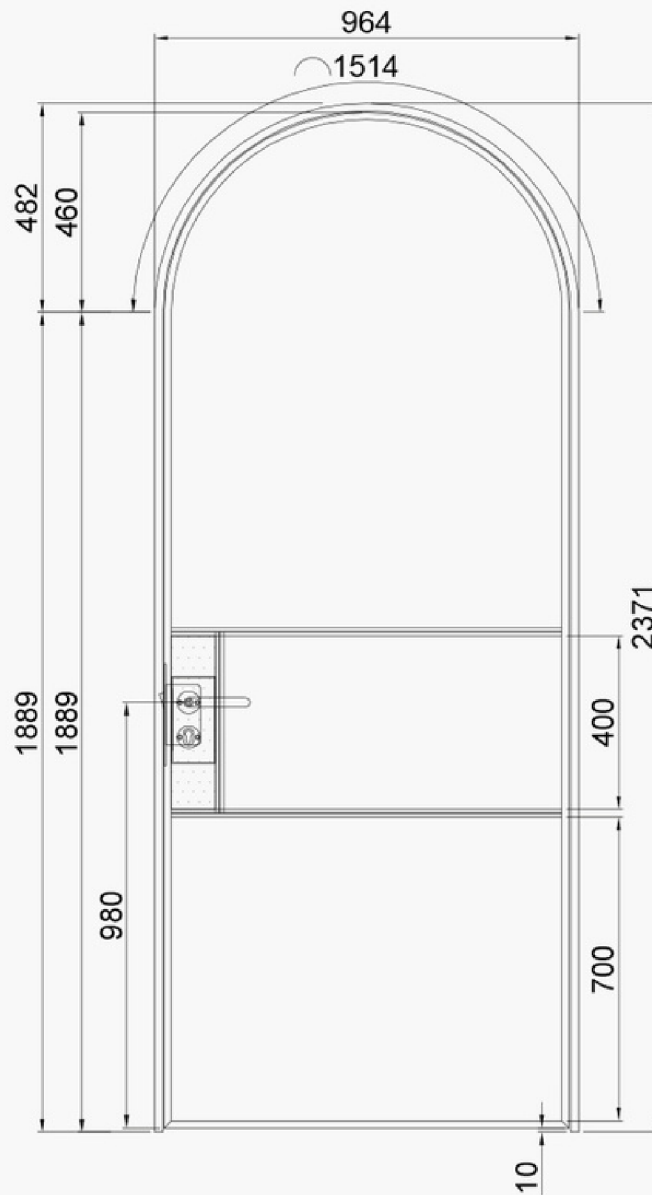
- * Door Leaf size : 2340mm*1200mm
- * Door thickness : 45 mm
- * Door frame thickness : 69mm
- * Door Border : 45mm
- * Material :Aluminium 2.0mm thick 300 mpa
- * Opening Direction: standing outside, lock is on the left to open inwards.
- * Colour : Black or White
- * Australian Standards Glass 8mm tempered glass.

Contact us:

sales@hardwareconcepts.com.au | +61 410 858 808

www.hardwareconcepts.com.au





Specifications

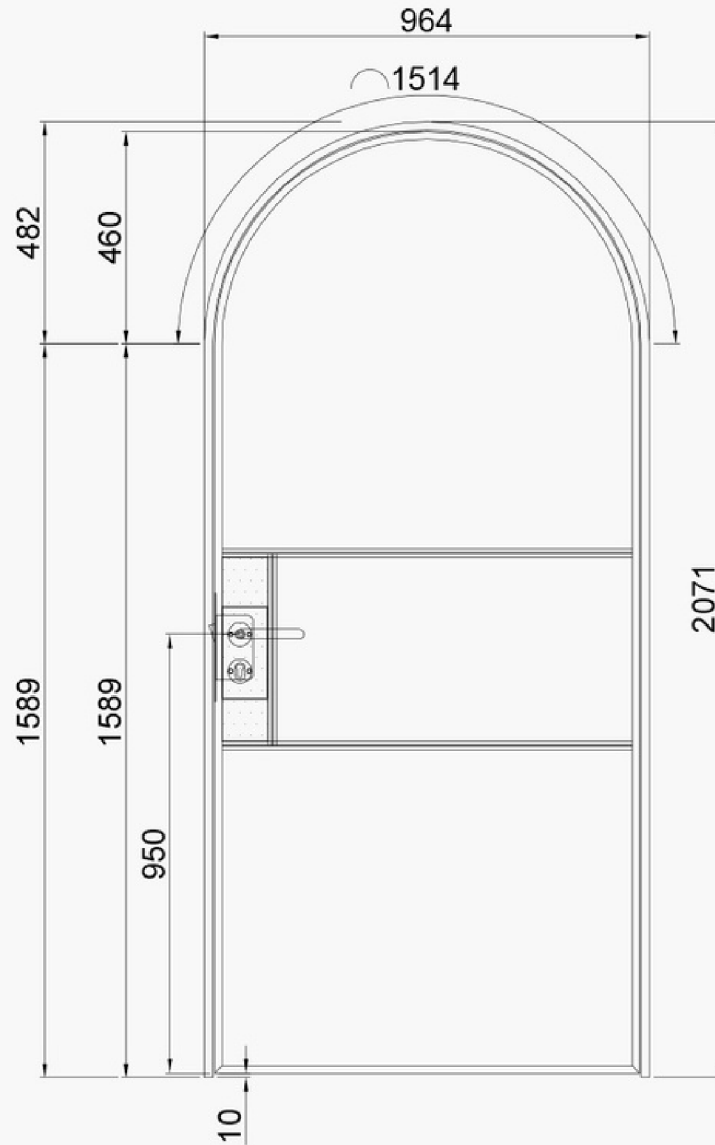
- * Door Leaf size : 2340mm*920mm
- * Door thickness : 45 mm
- * Door frame thickness : 69mm
- * Door Border : 45mm
- * Material :Aluminium 2.0mm thick 300 mpa
- * Opening Direction: standing outside, lock is on the left to open inwards.
- * Colour : Black or White
- * Australian Standards Glass 8mm tempered glass.

Contact us:

sales@hardwareconcepts.com.au | +61 410 858 808

www.hardwareconcepts.com.au





Specifications

- * Door Leaf size : 2040mm*920mm
- * Door thickness : 45 mm
- * Door frame thickness : 69mm
- * Door Border : 45mm
- * Material :Aluminium 2.0mm thick 300 mpa
- * Opening Direction: standing outside, lock is on the left to open inwards.
- * Colour : Black or White
- * Australian Standards Glass 8mm tempered glass.

Contact us:

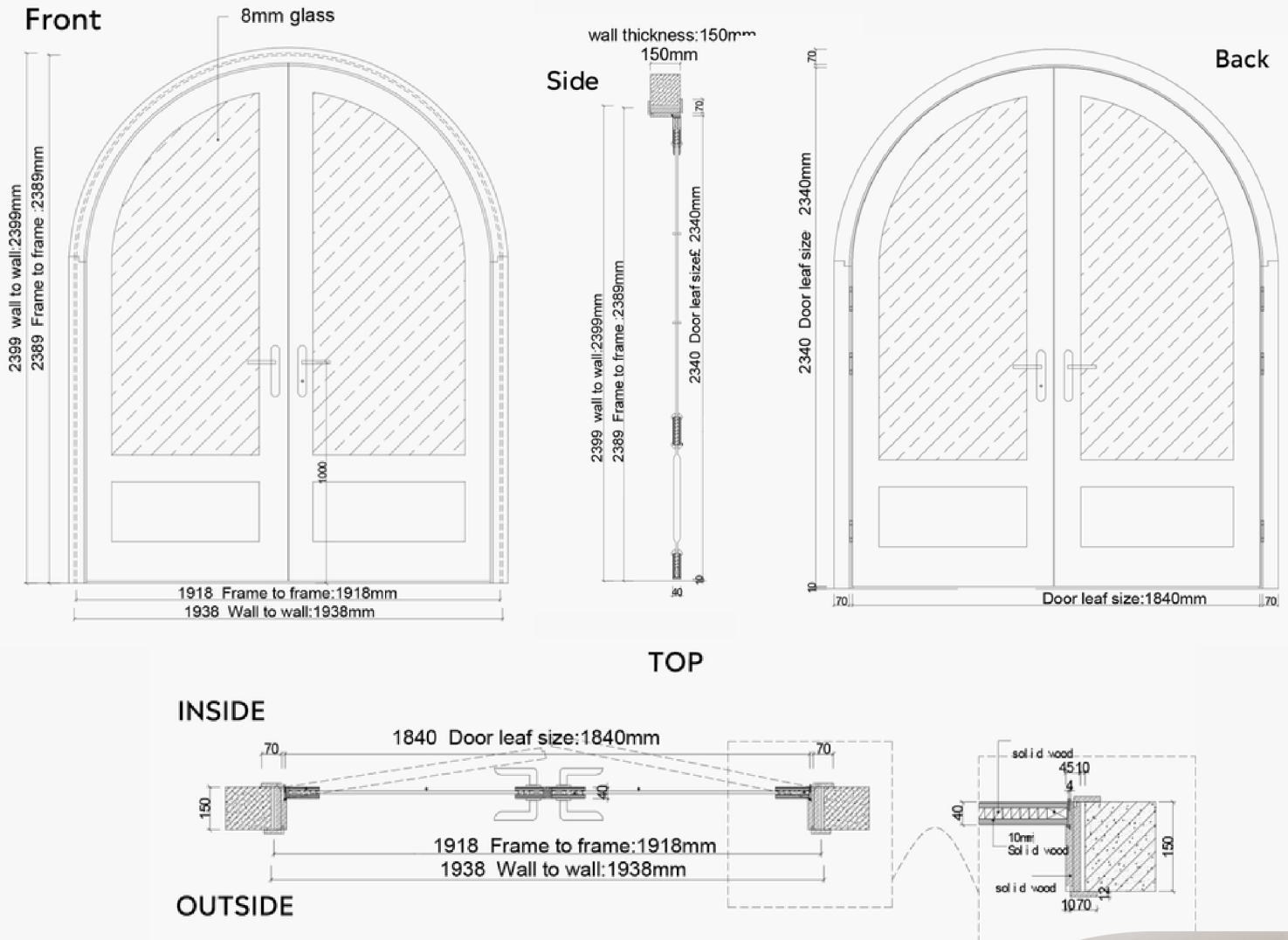
sales@hardwareconcepts.com.au | +61 410 858 808

www.hardwareconcepts.com.au



MISHELLE

2340/1840



Specifications

- * Door Leaf size : 2340*1840
- * Door thickness : 40 mm
- * Door frame size : 45mm/150mm
- * Material : Oak solid wood door
- * Opening Direction : Inside
- * Glass : 8 mm Australian standards Glass AS2047
- * Colour : white Primer Finish
- * Architraves :70mm*12mm

Contact us:

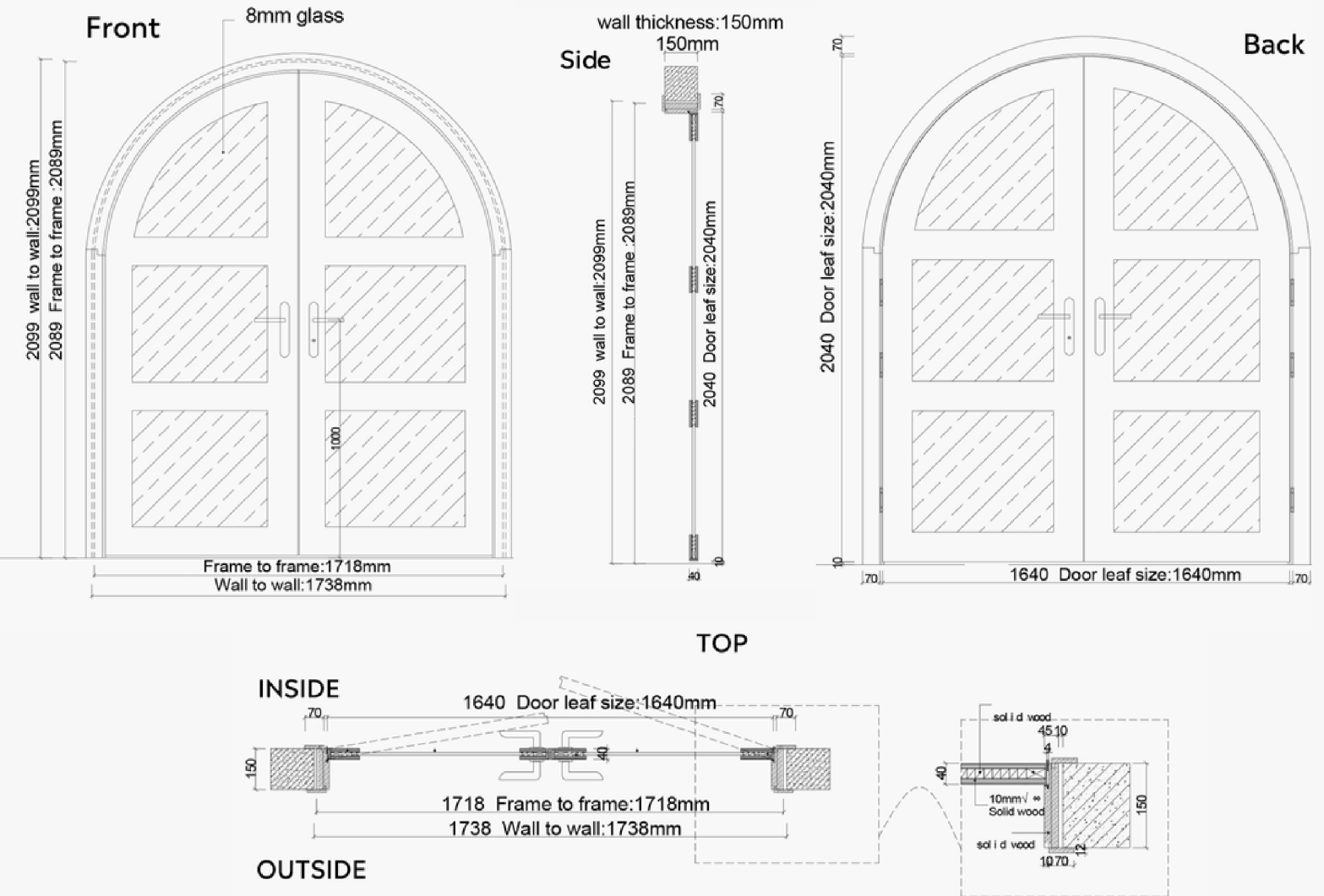
sales@hardwareconcepts.com.au |+61 410 858 808

www.hardwareconcepts.com.au



SUZIE

2040/1640



Specifications

- * Door Leaf size : 2040*1640 (each door 820mm)
- * Door thickness : 40 mm
- * Door frame size : 45mm/150mm
- * Material : Oak solid wood door
- * Opening Direction : Inside
- * Glass : 8 mm Australian standards Glass AS2047
- * Colour : white Primer Finish
- * Architraves : 70mm*12mm

Contact us:

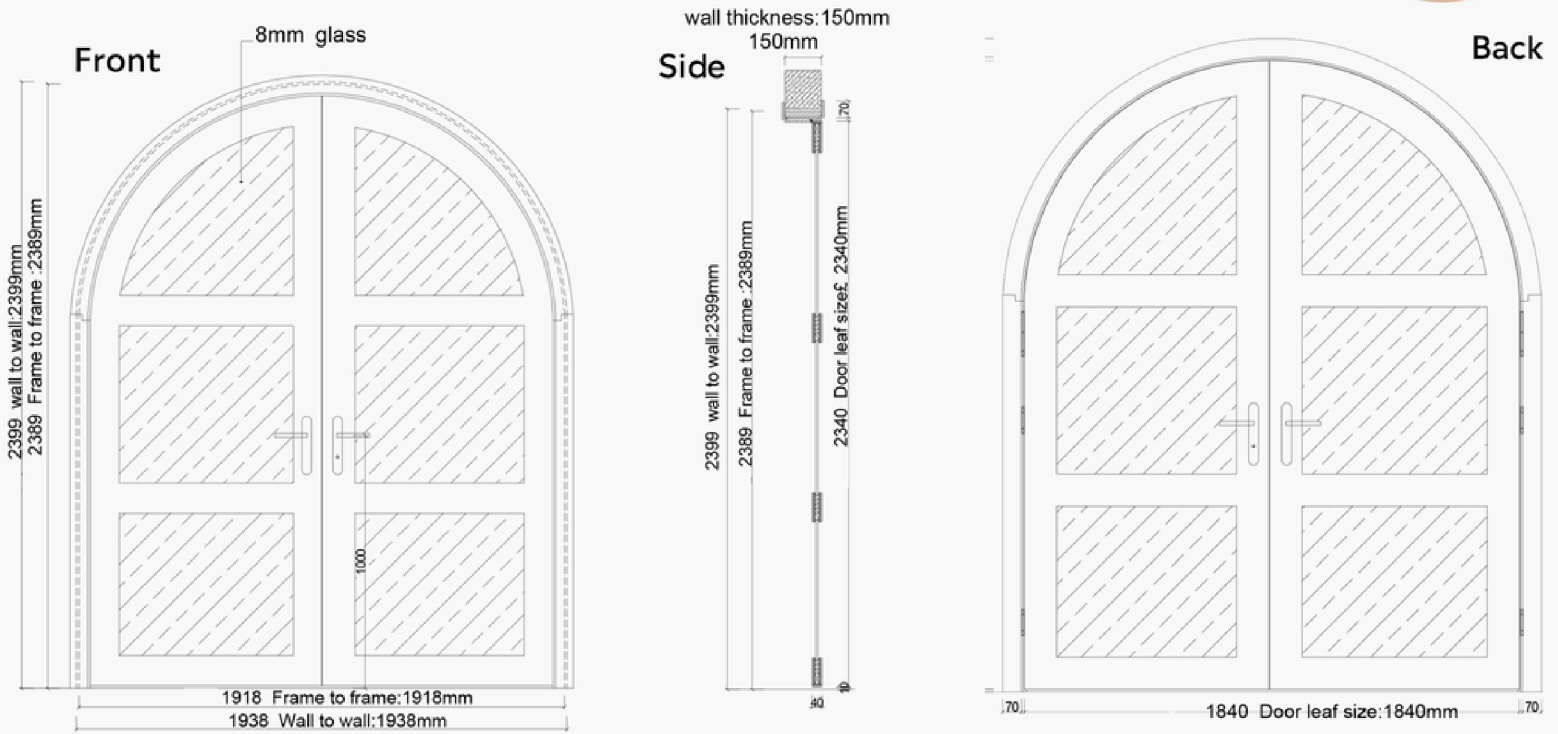
sales@hardwareconcepts.com.au | +61 410 858 808

www.hardwareconcepts.com.au

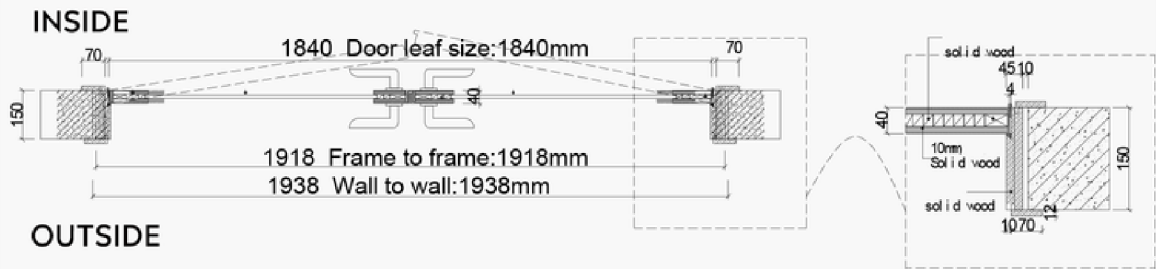


SUZIE

☰ 2340/1840



TOP



Specifications

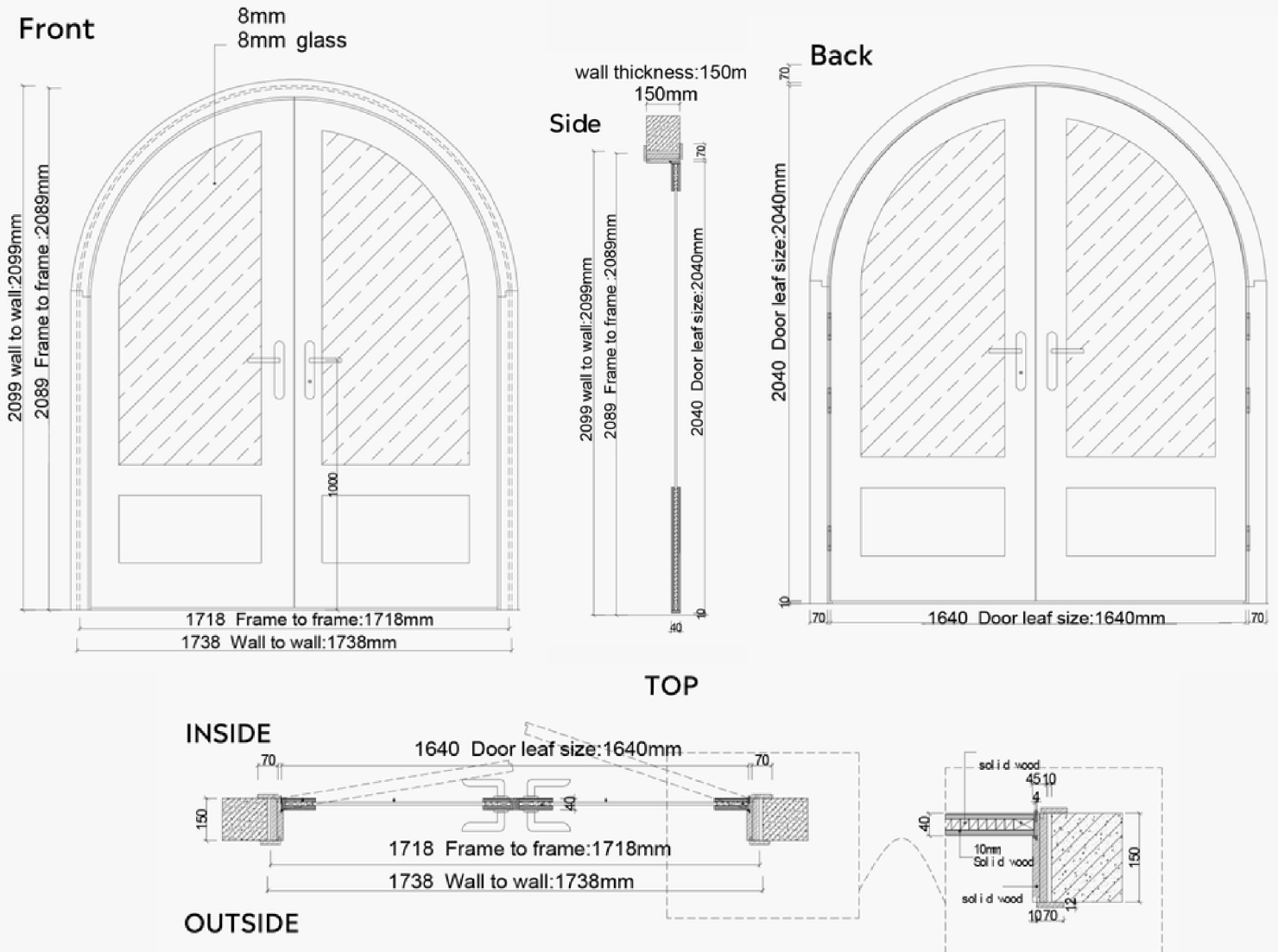
- * Door Leaf size : 2340*1840 (each door 920mm)
- * Door thickness : 40 mm
- * Door frame size : 45mm/150mm
- * Material : Oak solid wood door
- * Opening Direction : Inside
- * Glass : 8 mm Australian standards Glass AS2047
- * Colour : white Primer Finish
- * Architraves : 70mm*12mm

Contact us:

sales@hardwareconcepts.com.au | +61 410 858 808

www.hardwareconcepts.com.au





Specifications

- * Door Leaf size : 2040*1640 (each door 820mm)
- * Door thickness : 40 mm
- * Door frame size : 45mm/150mm
- * Material : Oak solid wood door
- * Opening Direction : Inside
- * Glass : 8 mm Australian standards Glass AS2047
- * Colour : white Primer Finish
- * Architraves : 70mm*12mm

Contact us:

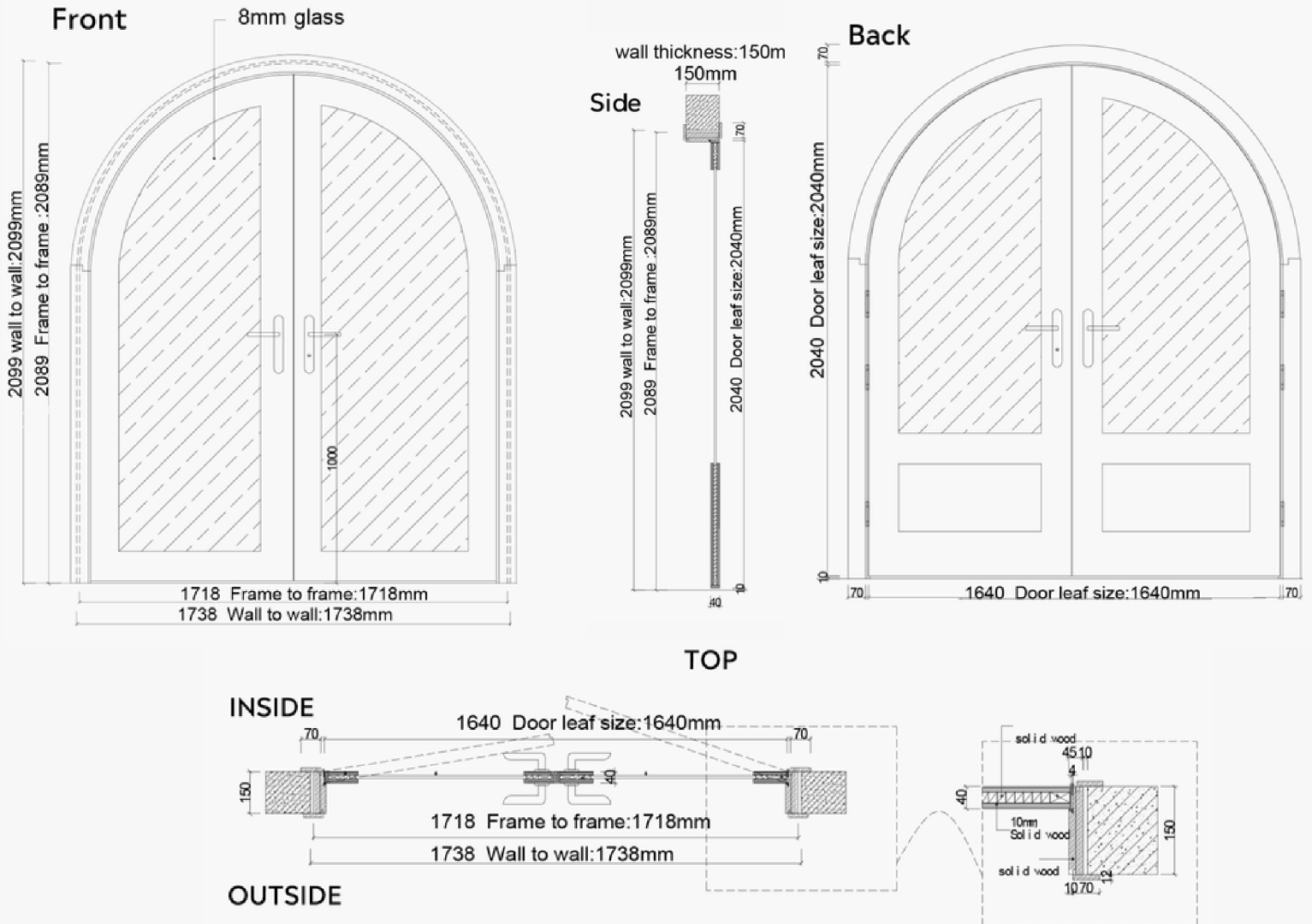
sales@hardwareconcepts.com.au | +61 410 858 808

www.hardwareconcepts.com.au



BYRON

2040/1640



Specifications

- * Door Leaf size : 2040*1640 (each door 820mm)
- * Door thickness : 40 mm
- * Door frame size : 45mm/150mm
- * Material : Oak solid wood door
- * Opening Direction : Inside
- * Glass : 8 mm Australian standards Glass AS2047
- * Colour : white Primer Finish
- * Architraves : 70mm*12mm

Contact us:

sales@hardwareconcepts.com.au | +61 410 858 808

www.hardwareconcepts.com.au

