

CLA-420-082 BOARDING ON BEAUTIFUL

1 of 1

CARACOLE CLASSIC

ASSEMBLY INSTRUCTIONS TWO(2)PEOPLE REQUIRED





PLEASE UNPACK ALL PARTS AND CHECK AGAINST PARTS LIST ON THIS INSTRUCTION SHEET BEFORE DISCARDING PACKING AND CARTON!!

1. Turn the seat cushion face down on a soft, clean surface.
2. Attach legs to seat frame using the flat washer (A), lock washer (B) and bolt (C), tighten with wrench provided (D).
3. Turn the bench to upright position.

***** NOTE KEEP THIS SHEET!!! *****

In the unlikely event that you would need a replacement part for your furniture, please contact your local authorized Caracole International dealer. If you need replacement hardware quickly, it could be purchased from your local hardware store.

| CLA-420-082 | |
|-----------------------|-----------------------|
| BOARDING ON BEAUTIFUL | |
| Part Description | QTY |
| Leg | CLA-420-082-3018 4 |
| RTA Hardware | CLA-420-082-3001 1 |

| RTA Hardware | |
|---|---------------------------|
| Hardware List | |
| | Qty |
| A  | Flat Washer: 5/16 8 |
| B  | Lock Washer: 5/16 8 |
| C  | Bolt 5/16(in)x64(mm) 8 |
| D  | Wrench 1 |

