

**Item type**

Chandelier

Item name

Clinton

Item no

113481UL

Attention! Turn off the electricity supply at the main circuit panel before installing. Do not connect the electricity supply until your luminaire is fully assembled and installed.

Care instructions:

Wipe with a soft dry cloth, do not use chemicals or abrasive cleaning materials.

Eichholtz B.V.

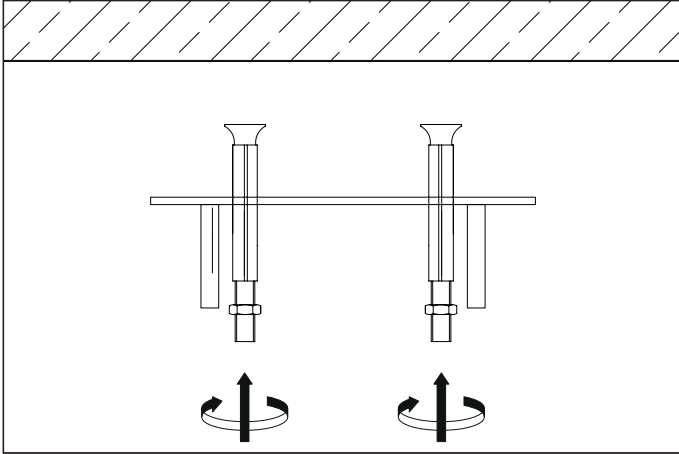
Delfweg 52

2211 VN Noordwijkerhout

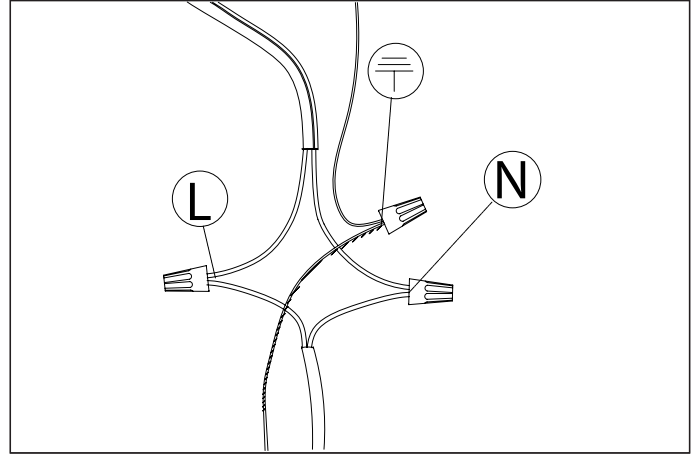
The Netherlands

🏠 www.eichholtz.com✉ service@eichholtz.com

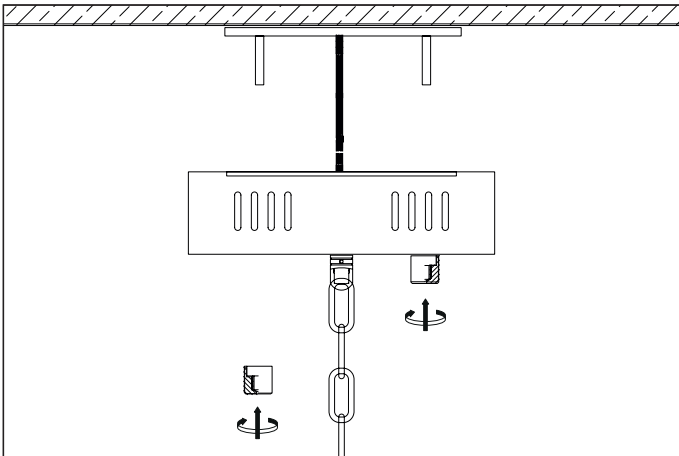
☎ +31 (0)252 515 850



1. Fix the ceiling plate to the wall by using ceiling mounting plugs and screws suitable for your ceiling type.



2. Connect the 3 wires according to their colours. Brown is the live wire, blue is the neutral wire, green/yellow is the earth wire.



3. Carefully place the canopy over the ceiling plate and fix the canopy with the nuts provided.