

**Item type**

Floor Lamp

**Item name**

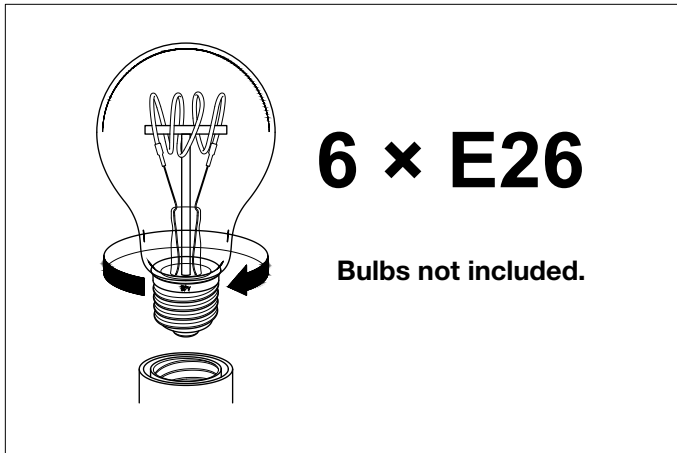
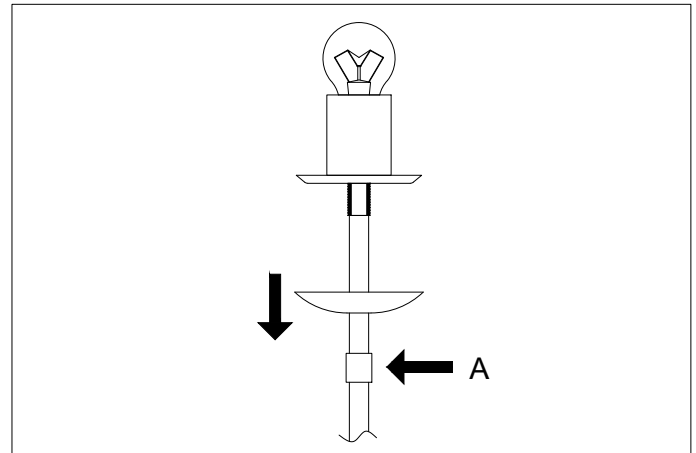
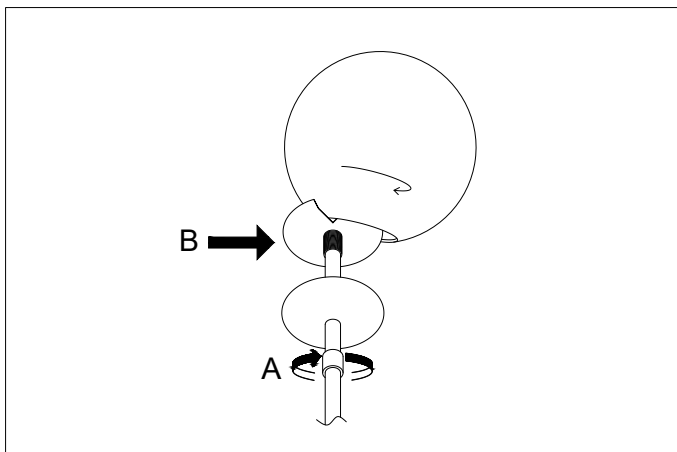
Tortora

**Attention!**

Do not connect your luminaire to electricity until it is fully assembled.

**Care instructions:**

Wipe with a soft cloth, do not use chemicals or abrasive cleaning materials.

**Eichholtz B.V.**Delfweg 52  
2211 VN Noordwijkerhout  
The Netherlands [www.eichholtz.com](http://www.eichholtz.com)  
 [service@eichholtz.com](mailto:service@eichholtz.com)  
 +31 (0)252 515 850**1.** Place the bulbs.**2.** Unscrew the ring (part A) so you can move the cover down.**3.** Tilt the glass ball so you can place it over one side of part B. Then tilt again so it is completely over part B. Now tighten part A until the glass is secure.