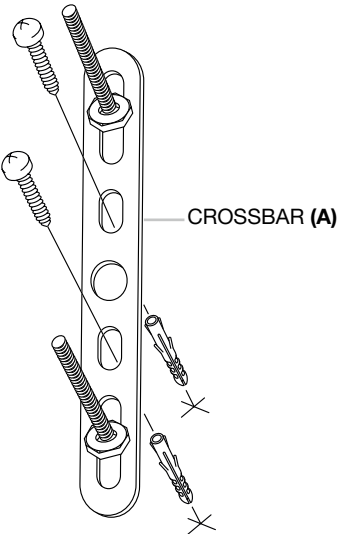
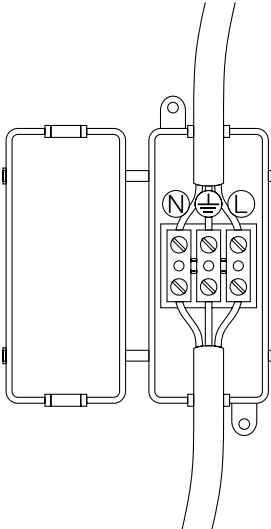
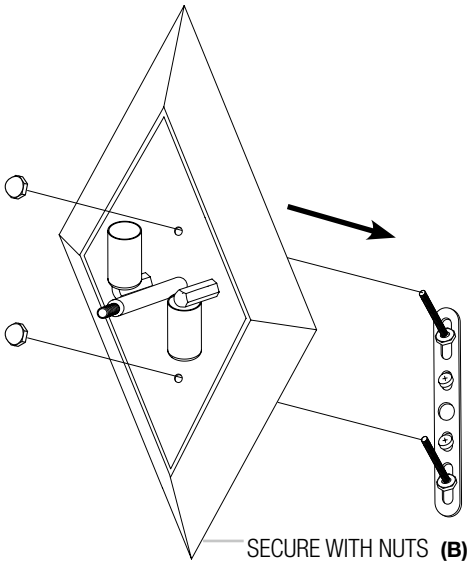
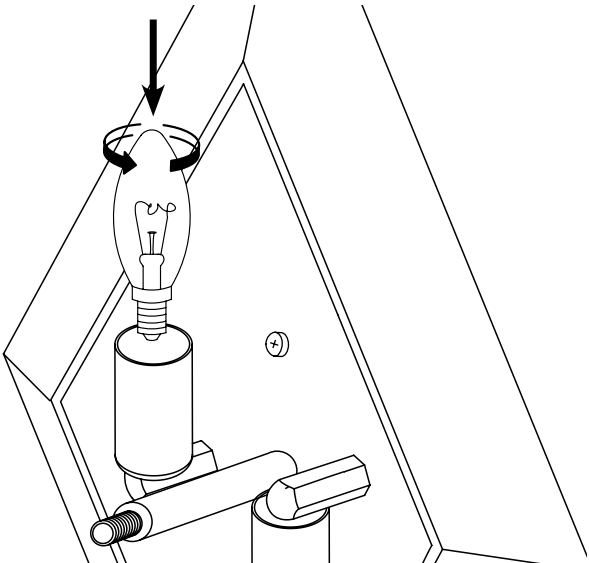
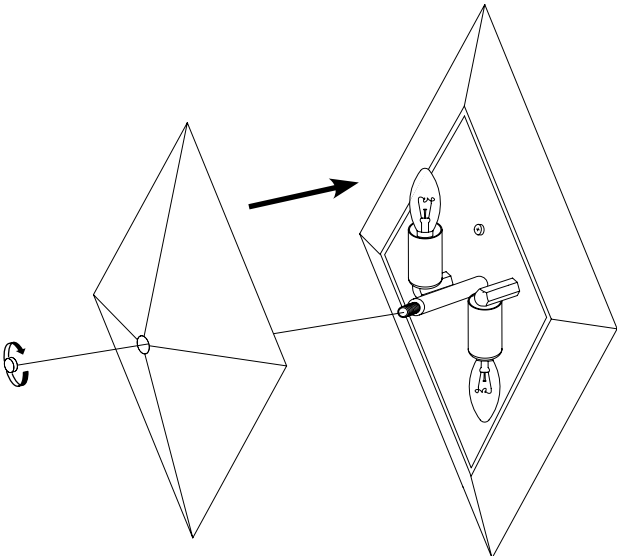




# EICHHOLTZ

## 112670 WALL LAMP AUGUSTA

## ASSEMBLY INSTRUCTION

<p><b>1</b></p>  <p>CROSSBAR (A)</p>	<p><b>2</b></p> 
<p><b>3</b></p>  <p>SECURE WITH NUTS (B)</p>	<p><b>4</b></p> 
<p><b>5</b></p> 	<p>Turn off the electricity supply at the main circuit panel before installing. Do not connect the electricity supply until your luminaire is fully assembled and installed.</p> <p>Fix the cross bar (A) to the wall according to these measurements, by using wall mounting plugs and screws suitable to your wall type.</p> <p>Connect the 3 wires according to their colours. Brown is the live wire, blue is the neutral wire, green/yellow is the earth wire.</p> <p>Place the lamp over the cross bar and fix it securely with the nuts (B) supplied.</p> <p>Place the bulbs. and instal the lamp cover with the nut.</p>